

#### External Parties

**Seller**

Novastar Mtg Funding Corp.

**Servicer(s)**

Saxon Mortgage Services, Inc.

**Underwriter(s)**

Wachovia Securites  
Deutsche Bank Securities  
Greenwich Capital Markets

**PMI Insurer**

Radian Insurance Inc.  
PMI Mortgage Insurance Co.  
Mortgage Guaranty Insurance Corp.

**Hedge Provider**

Wachovia Bank  
Deutsche Bank AG  
Royal Bank of Scotland

#### Table of Contents

|                                    | Page |
|------------------------------------|------|
| 1. Certificate Payment Report      | 2    |
| 2. Collection Account Report       | 8    |
| 3. Credit Enhancement Report       | 10   |
| 4. Collateral Report               | 11   |
| 5. Delinquency Report              | 15   |
| 6. REO Report                      | 30   |
| 7. Foreclosure Report              | 32   |
| 8. Bankruptcy Report               | 52   |
| 9. Prepayment Report               | 57   |
| 10. Prepayment Detail Report       | 60   |
| 11. Realized Loss Report           | 61   |
| 12. Realized Loss Detail Report    | 64   |
| 13. Triggers and Adj. Cert. Report | 69   |
| 14. Additional Certificate Report  | 70   |
| 15. Modified Loan Detail           | 71   |
| 16. Investor Supplemental Notice   | 72   |

Total Number of Pages 72

#### Dates

Cut-Off Date: November 01, 2006  
Close Date: November 30, 2006  
First Distribution Date: December 26, 2006

Distribution Date: October 25, 2010  
Next Distribution Date: November 26, 2010  
Distribution Frequency: Monthly  
Record Date: September 30, 2010  
October 22, 2010

Determination Date: October 15, 2010

#### Contacts

Amy McNulty  
Administrator  
(714) 247-6255  
amy.mcnulty@db.com  
Address:  
1761 East St. Andrew Place, Santa Ana, CA 92705

Factor Information: (800) 735-7777  
Factor Info Email: [SHRControl.Operations@db.com](mailto:SHRControl.Operations@db.com)  
Main Phone Number: (714) 247-6000  
<https://tss.sfs.db.com/investpublic>

(\*) In connection with the Trustee's preparation of this Statement to Certificateholders, the Trustee is conclusively relying upon, and has not independently verified, information provided to it by various third parties, including the Servicer, Master Servicer, Special Servicer and other parties to the transaction. The Trustee makes no representations as to the completeness, reliability, accuracy or suitability for any purpose of the information provided to it by such third parties.

(\*\*) Please see informational notice posted to the Trustee's investor reporting website regarding recent allegations pertaining to certain loan servicer foreclosure practices.

## Mortgage Pass-Through Certificates

October 25, 2010 Distribution

### Certificate Payment Report

| Current Period Distribution - REMIC VI |            |                         |                         |                   |                     |                     |                     |                   |                           |
|--|------------|-------------------------|-------------------------|-------------------|---------------------|---------------------|---------------------|-------------------|---------------------------|
| Class                                  | Class Type | Original Face Value     | Prior Principal Balance | Interest          | Principal           | Total Distribution  | Realized Loss       | Deferred Interest | Current Principal Balance |
|  |            |                         | (1)                     | (2)               | (3)                 | (4)=(2)+(3)         | (5)                 | (6)               | (7)=(1)-(3)-(5)+(6)       |
| A-1A                                   | SR         | 500,000,000.00          | 242,174,787.39          | 80,287.67         | 2,219,223.10        | 2,299,510.77        | 0.00                | 0.00              | 239,955,564.29            |
| A-2A                                   | SR         | 248,800,000.00          | 0.00                    | 0.00              | 0.00                | 0.00                | 0.00                | 0.00              | 0.00                      |
| A-2B                                   | SR         | 112,800,000.00          | 75,369,712.89           | 20,883.69         | 854,860.73          | 875,744.42          | 0.00                | 0.00              | 74,514,852.16             |
| A-2C                                   | SR         | 139,800,000.00          | 139,800,000.00          | 46,347.58         | 0.00                | 46,347.58           | 0.00                | 0.00              | 139,800,000.00            |
| A-2D                                   | SR         | 45,475,000.00           | 45,475,000.00           | 16,491.00         | 0.00                | 16,491.00           | 0.00                | 0.00              | 45,475,000.00             |
| M-1                                    | MEZ        | 38,750,000.00           | 38,750,000.00           | 14,353.65         | 0.00                | 14,353.65           | 0.00                | 0.00              | 38,750,000.00             |
| M-2                                    | MEZ        | 33,750,000.00           | 30,192,956.24           | 12,358.14         | 0.00                | 12,358.14           | 3,187,619.79        | 0.00              | 27,005,336.45             |
| M-3                                    | MEZ        | 19,375,000.00           | 0.00                    | 0.00              | 0.00                | 0.00                | 0.00                | 0.00              | 0.00                      |
| M-4                                    | MEZ        | 17,500,000.00           | 0.00                    | 0.00              | 0.00                | 0.00                | 0.00                | 0.00              | 0.00                      |
| M-5                                    | MEZ        | 13,750,000.00           | 0.00                    | 0.00              | 0.00                | 0.00                | 0.00                | 0.00              | 0.00                      |
| M-6                                    | MEZ        | 12,500,000.00           | 0.00                    | 0.00              | 0.00                | 0.00                | 0.00                | 0.00              | 0.00                      |
| M-7                                    | MEZ        | 11,250,000.00           | 0.00                    | 0.00              | 0.00                | 0.00                | 0.00                | 0.00              | 0.00                      |
| M-8                                    | MEZ        | 9,375,000.00            | 0.00                    | 0.00              | 0.00                | 0.00                | 0.00                | 0.00              | 0.00                      |
| M-9                                    | MEZ        | 13,750,000.00           | 0.00                    | 0.00              | 0.00                | 0.00                | 0.00                | 0.00              | 0.00                      |
| M-10                                   | MEZ        | 0.00                    | 0.00                    | 0.00              | 0.00                | 0.00                | 0.00                | 0.00              | 0.00                      |
| M-10N                                  | MEZ        | 10,625,000.00           | 0.00                    | 0.00              | 0.00                | 0.00                | 0.00                | 0.00              | 0.00                      |
| M10DSI                                 | MEZ/NTL    | 0.00                    | 0.00                    | 0.00              | 0.00                | 0.00                | 0.00                | 0.00              | 0.00                      |
| M-11                                   | MEZ/NOF    | 0.00                    | 0.00                    | 0.00              | 0.00                | 0.00                | 0.00                | 0.00              | 0.00                      |
| M-11N                                  | MEZ/NOF    | 6,250,000.00            | 0.00                    | 0.00              | 0.00                | 0.00                | 0.00                | 0.00              | 0.00                      |
| M11DSI                                 | MEZ/NTL    | 0.00                    | 0.00                    | 0.00              | 0.00                | 0.00                | 0.00                | 0.00              | 0.00                      |
| M-12                                   | MEZ/NOF    | 0.00                    | 0.00                    | 0.00              | 0.00                | 0.00                | 0.00                | 0.00              | 0.00                      |
| M-12N                                  | MEZ/NOF    | 5,000,000.00            | 0.00                    | 0.00              | 0.00                | 0.00                | 0.00                | 0.00              | 0.00                      |
| M12DSI                                 | MEZ/NTL    | 0.00                    | 0.00                    | 0.00              | 0.00                | 0.00                | 0.00                | 0.00              | 0.00                      |
| M-13                                   | MEZ/NOF    | 0.00                    | 0.00                    | 0.00              | 0.00                | 0.00                | 0.00                | 0.00              | 0.00                      |
| M-13N                                  | MEZ/NOF    | 5,000,000.00            | 0.00                    | 0.00              | 0.00                | 0.00                | 0.00                | 0.00              | 0.00                      |
| M13DSI                                 | MEZ/NTL    | 0.00                    | 0.00                    | 0.00              | 0.00                | 0.00                | 0.00                | 0.00              | 0.00                      |
| CA                                     | SUB        | 6,250,100.00            | 100.00                  | 0.00              | 0.00                | 0.00                | 0.00                | 0.00              | 100.00                    |
| CB                                     | NTL/SUB    | 0.00                    | 0.00                    | 0.00              | 0.00                | 0.00                | 0.00                | 0.00              | 0.00                      |
| R                                      | RES        | 0.00                    | 0.00                    | 0.00              | 0.00                | 0.00                | 0.00                | 0.00              | 0.00                      |
| <b>Total</b>                           |            | <b>1,250,000,100.00</b> | <b>571,762,556.52</b>   | <b>190,721.73</b> | <b>3,074,083.83</b> | <b>3,264,805.56</b> | <b>3,187,619.79</b> | <b>0.00</b>       | <b>565,500,852.90</b>     |

| Interest Accrual Detail |                 |               |           | Current Period Factor Information per \$1,000 of Original Face Value |   |                         |          |           |                    |                           |
|-------------------------|-----------------|---------------|-----------|--|---|-------------------------|----------|-----------|--------------------|---------------------------|
| Class                   | Period Starting | Period Ending | Method    | Cusip  | Orig. Principal (with Notional) Balance | Prior Principal Balance | Interest | Principal | Total Distribution | Current Principal Balance |
|                         |                 |               |           |  | (1)                                     | (1)                     | (2)      | (3)       | (4)=(2)+(3)        | (5)                       |
| A-1A                    | 09/27/10        | 10/24/10      | A-Act/360 | 66988RAA5  | 500,000,000.00                          | 484.349575              | 0.160575 | 4.438446  | 4.599022           | 479.911129                |
| A-2A                    | 09/27/10        | 10/24/10      | A-Act/360 | 66988RAB3  | 248,800,000.00                          | 0.000000                | 0.000000 | 0.000000  | 0.000000           | 0.000000                  |
| A-2B                    | 09/27/10        | 10/24/10      | A-Act/360 | 66988RAC1  | 112,800,000.00                          | 668.171214              | 0.185139 | 7.578553  | 7.763692           | 660.592661                |
| A-2C                    | 09/27/10        | 10/24/10      | A-Act/360 | 66988RAD9  | 139,800,000.00                          | 1,000.000000            | 0.331528 | 0.000000  | 0.331528           | 1,000.000000              |
| A-2D                    | 09/27/10        | 10/24/10      | A-Act/360 | 66988RAE7  | 45,475,000.00                           | 1,000.000000            | 0.362639 | 0.000000  | 0.362639           | 1,000.000000              |
| M-1                     | 09/27/10        | 10/24/10      | A-Act/360 | 66988RAF4  | 38,750,000.00                           | 1,000.000000            | 0.370417 | 0.000000  | 0.370417           | 1,000.000000              |
| M-2                     | 09/27/10        | 10/24/10      | A-Act/360 | 66988RAG2  | 33,750,000.00                           | 894.606111              | 0.366167 | 0.000000  | 0.366167           | 800.158117                |
| M-3                     | 09/27/10        | 10/24/10      | A-Act/360 | 66988RAH0  | 19,375,000.00                           | 0.000000                | 0.000000 | 0.000000  | 0.000000           | 0.000000                  |
| M-4                     | 09/27/10        | 10/24/10      | A-Act/360 | 66988RAJ6  | 17,500,000.00                           | 0.000000                | 0.000000 | 0.000000  | 0.000000           | 0.000000                  |
| M-5                     | 09/27/10        | 10/24/10      | A-Act/360 | 66988RAK3  | 13,750,000.00                           | 0.000000                | 0.000000 | 0.000000  | 0.000000           | 0.000000                  |
| M-6                     | 09/27/10        | 10/24/10      | A-Act/360 | 66988RAL1  | 12,500,000.00                           | 0.000000                | 0.000000 | 0.000000  | 0.000000           | 0.000000                  |
| M-7                     | 09/27/10        | 10/24/10      | A-Act/360 | 66988RAM9  | 11,250,000.00                           | 0.000000                | 0.000000 | 0.000000  | 0.000000           | 0.000000                  |
| M-8                     | 09/27/10        | 10/24/10      | A-Act/360 | 66988RAN7  | 9,375,000.00                            | 0.000000                | 0.000000 | 0.000000  | 0.000000           | 0.000000                  |
| M-9                     | 09/27/10        | 10/24/10      | A-Act/360 | 66988RAP2  | 13,750,000.00                           | 0.000000                | 0.000000 | 0.000000  | 0.000000           | 0.000000                  |
| M-10                    | 09/27/10        | 10/24/10      | A-Act/360 | 66988RAQ0  | 0.00                                    | 0.000000                | 0.000000 | 0.000000  | 0.000000           | 0.000000                  |
| M-10N                   | 09/27/10        | 10/24/10      | A-Act/360 | 66988RAY3  | 10,625,000.00                           | 0.000000                | 0.000000 | 0.000000  | 0.000000           | 0.000000                  |
| M10DSI                  | 09/27/10        | 10/24/10      | A-Act/360 | 66988RAZ0  | 10,625,000.00                           | 0.000000                | 0.000000 | 0.000000  | 0.000000           | 0.000000                  |
| M-11                    | 09/27/10        | 10/24/10      | A-Act/360 | 66988RAR8  | 0.00                                    | 0.000000                | 0.000000 | 0.000000  | 0.000000           | 0.000000                  |
| M-11N                   | 09/27/10        | 10/24/10      | A-Act/360 | 66988RBA4  | 6,250,000.00                            | 0.000000                | 0.000000 | 0.000000  | 0.000000           | 0.000000                  |
| M11DSI                  | 09/27/10        | 10/24/10      | A-Act/360 | 66988RBB2  | 6,250,000.00                            | 0.000000                | 0.000000 | 0.000000  | 0.000000           | 0.000000                  |
| M-12                    | 09/27/10        | 10/24/10      | A-Act/360 | 66988RAS6  | 0.00                                    | 0.000000                | 0.000000 | 0.000000  | 0.000000           | 0.000000                  |
| M-12N                   | 09/27/10        | 10/24/10      | A-Act/360 | 66988RAU1  | 5,000,000.00                            | 0.000000                | 0.000000 | 0.000000  | 0.000000           | 0.000000                  |
| M12DSI                  | 09/27/10        | 10/24/10      | A-Act/360 | 66988RAV9  | 5,000,000.00                            | 0.000000                | 0.000000 | 0.000000  | 0.000000           | 0.000000                  |
| M-13                    |                 |               |           | 66988RAT4  | 0.00                                    | 0.000000                | 0.000000 | 0.000000  | 0.000000           | 0.000000                  |
| M-13N                   |                 |               |           | 66988RAW7  | 5,000,000.00                            | 0.000000                | 0.000000 | 0.000000  | 0.000000           | 0.000000                  |
| M13DSI                  |                 |               |           | 66988RAX5  | 5,000,000.00                            | 0.000000                | 0.000000 | 0.000000  | 0.000000           | 0.000000                  |
| CA                      |                 |               |           | 66988RBF3  | 6,250,100.00                            | 0.016000                | 0.000000 | 0.000000  | 0.000000           | 0.016000                  |
| CB                      |                 |               |           | 66988RBG1  | 1,250,000,000.00                        | 457.410045              | 0.000000 | 0.000000  | 0.000000           | 452.400682                |
| R                       |                 |               |           |  | 0.00                                    | 0.000000                | 0.000000 | 0.000000  | 0.000000           | 0.000000                  |

| Distribution to Date - REMIC VI |                         |                       |                       |                      |                       |                       |                      |                     |                           |
|---------------------------------|-------------------------|-----------------------|-----------------------|----------------------|-----------------------|-----------------------|----------------------|---------------------|---------------------------|
| Class                           | Original Face Value     | Interest              | Unscheduled Principal | Scheduled Principal  | Total Principal       | Total Distribution    | Realized Loss        | Deferred Interest   | Current Principal Balance |
|                                 | (1)                     | (2)                   | (3)                   | (4)                  | (5)=(3)+(4)           | (6)=(2)+(5)           | (7)                  | (8)                 | (9)=(1)-(5)-(7)+(8)       |
| A-1A                            | 500,000,000.00          | 41,100,491.27         | 248,501,275.40        | 11,543,160.31        | 260,044,435.71        | 301,144,926.98        | 0.00                 | 0.00                | 239,955,564.29            |
| A-2A                            | 248,800,000.00          | 15,600,191.38         | 239,501,978.92        | 9,298,021.08         | 248,800,000.00        | 264,400,191.38        | 0.00                 | 0.00                | 0.00                      |
| A-2B                            | 112,800,000.00          | 10,753,545.45         | 33,767,665.78         | 4,517,482.06         | 38,285,147.84         | 49,038,693.29         | 0.00                 | 0.00                | 74,514,852.16             |
| A-2C                            | 139,800,000.00          | 13,805,545.27         | 0.00                  | 0.00                 | 0.00                  | 13,805,545.27         | 0.00                 | 0.00                | 139,800,000.00            |
| A-2D                            | 45,475,000.00           | 4,562,754.34          | 0.00                  | 0.00                 | 0.00                  | 4,562,754.34          | 0.00                 | 0.00                | 45,475,000.00             |
| M-1                             | 38,750,000.00           | 3,903,337.08          | 0.00                  | 0.00                 | 0.00                  | 3,903,337.08          | 0.00                 | 0.00                | 38,750,000.00             |
| M-2                             | 33,750,000.00           | 3,464,937.61          | 0.00                  | 0.00                 | 0.00                  | 3,464,937.61          | 6,744,663.55         | 0.00                | 27,005,336.45             |
| M-3                             | 19,375,000.00           | 1,985,219.59          | 0.00                  | 0.00                 | 0.00                  | 1,985,219.59          | 19,375,000.00        | 0.00                | 0.00                      |
| M-4                             | 17,500,000.00           | 1,802,239.67          | 0.00                  | 0.00                 | 0.00                  | 1,802,239.67          | 17,500,000.00        | 0.00                | 0.00                      |
| M-5                             | 13,750,000.00           | 1,409,277.40          | 0.00                  | 0.00                 | 0.00                  | 1,409,277.40          | 13,750,000.00        | 0.00                | 0.00                      |
| M-6                             | 12,500,000.00           | 1,293,240.77          | 0.00                  | 0.00                 | 0.00                  | 1,293,240.77          | 12,500,000.00        | 0.00                | 0.00                      |
| M-7                             | 11,250,000.00           | 1,271,163.36          | 0.00                  | 0.00                 | 0.00                  | 1,271,163.36          | 11,250,000.00        | 0.00                | 0.00                      |
| M-8                             | 9,375,000.00            | 1,149,573.14          | 0.00                  | 0.00                 | 0.00                  | 1,149,573.14          | 9,375,000.00         | 0.00                | 0.00                      |
| M-9                             | 13,750,000.00           | 2,000,929.79          | 0.00                  | 0.00                 | 0.00                  | 2,000,929.79          | 13,750,000.00        | 0.00                | 0.00                      |
| M-10                            | 0.00                    | 0.00                  | 0.00                  | 0.00                 | 0.00                  | 0.00                  | 0.00                 | 0.00                | 0.00                      |
| M-10N                           | 10,625,000.00           | 1,420,763.92          | 0.00                  | 0.00                 | 0.00                  | 1,420,763.92          | 10,625,000.00        | 0.00                | 0.00                      |
| M10DSI                          | 0.00                    | 1,103.37              | 0.00                  | 0.00                 | 0.00                  | 1,103.37              | 0.00                 | 0.00                | 0.00                      |
| M-11                            | 0.00                    | 0.00                  | 0.00                  | 0.00                 | 0.00                  | 0.00                  | 0.00                 | 0.00                | 0.00                      |
| M-11N                           | 6,250,000.00            | 705,936.17            | 0.00                  | 0.00                 | 0.00                  | 705,936.17            | 6,250,000.00         | 0.00                | 0.00                      |
| M11DSI                          | 0.00                    | 649.05                | 0.00                  | 0.00                 | 0.00                  | 649.05                | 0.00                 | 0.00                | 0.00                      |
| M-12                            | 0.00                    | 0.00                  | 0.00                  | 0.00                 | 0.00                  | 0.00                  | 0.00                 | 0.00                | 0.00                      |
| M-12N                           | 5,000,000.00            | 532,113.33            | 0.00                  | 0.00                 | 0.00                  | 532,113.33            | 5,000,000.00         | 0.00                | 0.00                      |
| M12DSI                          | 0.00                    | 519.24                | 0.00                  | 0.00                 | 0.00                  | 519.24                | 0.00                 | 0.00                | 0.00                      |
| M-13                            | 0.00                    | 0.00                  | 0.00                  | 0.00                 | 0.00                  | 0.00                  | 0.00                 | 0.00                | 0.00                      |
| M-13N                           | 5,000,000.00            | 517,503.48            | 0.00                  | 0.00                 | 0.00                  | 517,503.48            | 5,000,000.00         | 0.00                | 0.00                      |
| M13DSI                          | 0.00                    | 519.24                | 0.00                  | 0.00                 | 0.00                  | 519.24                | 0.00                 | 0.00                | 0.00                      |
| CA                              | 6,250,100.00            | 17,768,540.10         | 0.00                  | 0.00                 | 0.00                  | 17,768,540.10         | 10,185,298.31        | 3,935,398.31        | 100.00                    |
| CB                              | 0.00                    | 0.00                  | 0.00                  | 0.00                 | 0.00                  | 0.00                  | 0.00                 | 0.00                | 0.00                      |
| R                               | 0.00                    | 0.00                  | 0.00                  | 0.00                 | 0.00                  | 0.00                  | 0.00                 | 0.00                | 0.00                      |
| <b>Total</b>                    | <b>1,250,000,100.00</b> | <b>125,050,094.02</b> | <b>521,770,920.10</b> | <b>25,358,663.45</b> | <b>547,129,583.55</b> | <b>672,179,677.57</b> | <b>41,304,961.86</b> | <b>3,935,398.31</b> | <b>565,500,852.90</b>     |

## Mortgage Pass-Through Certificates

October 25, 2010 Distribution

| Interest Detail - REMIC VI |                   |   |                   |                           |                       |                                 |                     |                           |                         |
|----------------------------|-------------------|---|-------------------|---------------------------|-----------------------|---------------------------------|---------------------|---------------------------|-------------------------|
| Class                      | Pass Through Rate | Prior Principal (with Notional) Balance | Accrued Interest  | Non-Supported Interest SF | Prior Unpaid Interest | Unscheduled Interest Adjustment | Optimal Interest    | Paid or Deferred Interest | Current Unpaid Interest |
|                            |                   |   | (1)               | (2)                       | (3)                   | (4)                             | (5)=(1)-(2)+(3)+(4) | (6)                       | (7)=(5)-(6)             |
| A-1A                       | 0.42625%          | 242,174,787.39                          | 80,287.67         | 0.00                      | 0.00                  | 0.00                            | 80,287.67           | 80,287.67                 | 0.00                    |
| A-2A                       | 0.00000%          | 0.00                                    | 0.00              | 0.00                      | 0.00                  | 0.00                            | 0.00                | 0.00                      | 0.00                    |
| A-2B                       | 0.35625%          | 75,369,712.89                           | 20,883.69         | 0.00                      | 0.00                  | 0.00                            | 20,883.69           | 20,883.69                 | 0.00                    |
| A-2C                       | 0.42625%          | 139,800,000.00                          | 46,347.58         | 0.00                      | 0.00                  | 0.00                            | 46,347.58           | 46,347.58                 | 0.00                    |
| A-2D                       | 0.46625%          | 45,475,000.00                           | 16,491.00         | 0.00                      | 0.00                  | 0.00                            | 16,491.00           | 16,491.00                 | 0.00                    |
| M-1                        | 0.47625%          | 38,750,000.00                           | 14,353.65         | 0.00                      | 0.00                  | 0.00                            | 14,353.65           | 14,353.65                 | 0.00                    |
| M-2                        | 0.52625%          | 30,192,956.24                           | 12,358.14         | 0.00                      | 0.00                  | 0.00                            | 12,358.14           | 12,358.14                 | 0.00                    |
| M-3                        | 0.56625%          | 0.00                                    | 0.00              | 0.00                      | 0.00                  | 0.00                            | 0.00                | 0.00                      | 0.00                    |
| M-4                        | 0.62625%          | 0.00                                    | 0.00              | 0.00                      | 0.00                  | 0.00                            | 0.00                | 0.00                      | 0.00                    |
| M-5                        | 0.64625%          | 0.00                                    | 0.00              | 0.00                      | 0.00                  | 0.00                            | 0.00                | 0.00                      | 0.00                    |
| M-6                        | 0.70625%          | 0.00                                    | 0.00              | 0.00                      | 0.00                  | 0.00                            | 0.00                | 0.00                      | 0.00                    |
| M-7                        | 1.05625%          | 0.00                                    | 0.00              | 0.00                      | 0.00                  | 0.00                            | 0.00                | 0.00                      | 0.00                    |
| M-8                        | 1.45625%          | 0.00                                    | 0.00              | 0.00                      | 0.00                  | 0.00                            | 0.00                | 0.00                      | 0.00                    |
| M-9                        | 2.40625%          | 0.00                                    | 0.00              | 0.00                      | 0.00                  | 0.00                            | 0.00                | 0.00                      | 0.00                    |
| M-10                       | 0.00000%          | 0.00                                    | 0.00              | 0.00                      | 0.00                  | 0.00                            | 0.00                | 0.00                      | 0.00                    |
| M-10N                      | 2.50625%          | 0.00                                    | 0.00              | 0.00                      | 0.00                  | 0.00                            | 0.00                | 0.00                      | 0.00                    |
| M10DSI                     | 0.00000%          | 0.00                                    | 0.00              | 0.00                      | 0.00                  | 0.00                            | 0.00                | 0.00                      | 0.00                    |
| M-11                       | 0.00000%          | 0.00                                    | 0.00              | 0.00                      | 0.00                  | 0.00                            | 0.00                | 0.00                      | 0.00                    |
| M-11N                      | 2.50625%          | 0.00                                    | 0.00              | 0.00                      | 0.00                  | 0.00                            | 0.00                | 0.00                      | 0.00                    |
| M11DSI                     | 0.00000%          | 0.00                                    | 0.00              | 0.00                      | 0.00                  | 0.00                            | 0.00                | 0.00                      | 0.00                    |
| M-12                       | 0.00000%          | 0.00                                    | 0.00              | 0.00                      | 0.00                  | 0.00                            | 0.00                | 0.00                      | 0.00                    |
| M-12N                      | 2.50625%          | 0.00                                    | 0.00              | 0.00                      | 0.00                  | 0.00                            | 0.00                | 0.00                      | 0.00                    |
| M12DSI                     | 0.00000%          | 0.00                                    | 0.00              | 0.00                      | 0.00                  | 0.00                            | 0.00                | 0.00                      | 0.00                    |
| M-13                       | 0.00000%          | 0.00                                    | 0.00              | 0.00                      | 0.00                  | 0.00                            | 0.00                | 0.00                      | 0.00                    |
| M-13N                      | 2.50625%          | 0.00                                    | 0.00              | 0.00                      | 0.00                  | 0.00                            | 0.00                | 0.00                      | 0.00                    |
| M13DSI                     | 0.00000%          | 0.00                                    | 0.00              | 0.00                      | 0.00                  | 0.00                            | 0.00                | 0.00                      | 0.00                    |
| CA                         | 0.00000%          | 100.00                                  | 0.00              | 108.10                    | 0.00                  | 0.00                            | -108.10             | 0.00                      | 0.00                    |
| CB                         | 0.00000%          | 571,762,556.52                          | 0.00              | 0.00                      | 0.00                  | 0.00                            | 0.00                | 0.00                      | 0.00                    |
| R                          | 0.00000%          | 0.00                                    | 0.00              | 0.00                      | 0.00                  | 0.00                            | 0.00                | 0.00                      | 0.00                    |
| <b>Total</b>               |                   | <b>1,143,525,113.04</b>                 | <b>190,721.73</b> | <b>108.10</b>             | <b>0.00</b>           | <b>0.00</b>                     | <b>190,613.63</b>   | <b>190,721.73</b>         | <b>0.00</b>             |

| Current Period Distribution - Component Classes |            |                         |                         |             |             |                    |               |                   |                           |
|---|------------|-------------------------|-------------------------|-------------|-------------|--------------------|---------------|-------------------|---------------------------|
| Class   | Class Type | Original Face Value     | Prior Principal Balance | Interest    | Principal   | Total Distribution | Realized Loss | Deferred Interest | Current Principal Balance |
|   |            |                         | (1)                     | (2)         | (3)         | (4)=(2)+(3)        | (5)           | (6)               | (7)=(1)-(3)-(5)+(6)       |
| CA-1  | CPT/SUB    | 1,250,000,000.00        | 0.00                    | 0.00        | 0.00        | 0.00               | 0.00          | 0.00              | 0.00                      |
| CA-2  | CPT/SUB    | 6,250,000.00            | 0.00                    | 0.00        | 0.00        | 0.00               | 0.00          | 0.00              | 0.00                      |
| CA-3  | CPT/SUB    | 100.00                  | 100.00                  | 0.00        | 0.00        | 0.00               | 0.00          | 0.00              | 100.00                    |
| CA-4  | CPT/SUB    | 0.00                    | 0.00                    | 0.00        | 0.00        | 0.00               | 0.00          | 0.00              | 0.00                      |
| <b>Total</b>                                    |            | <b>1,256,250,100.00</b> | <b>100.00</b>           | <b>0.00</b> | <b>0.00</b> | <b>0.00</b>        | <b>0.00</b>   | <b>0.00</b>       | <b>100.00</b>             |

| Interest Accrual Detail  |                 |               |        |       |   |                         |          |           |                    |                           |
|--|-----------------|---------------|--------|-------|---|-------------------------|----------|-----------|--------------------|---------------------------|
| Current Period Factor Information per \$1,000 of Original Face Value |                 |               |        |       |   |                         |          |           |                    |                           |
| Class  | Period Starting | Period Ending | Method | Cusip | Orig. Principal (with Notional) Balance | Prior Principal Balance | Interest | Principal | Total Distribution | Current Principal Balance |
|  |                 |               |        |       | (1)                                     | (1)                     | (2)      | (3)       | (4)=(2)+(3)        | (5)                       |
| CA-1   | 09/27/10        | 10/24/10      |        |       | 1,250,000,000.00                        | 457.410045              | 0.000000 | 0.000000  | 0.000000           | 452.400682                |
| CA-2   | 09/27/10        | 10/24/10      |        |       | 6,250,000.00                            | 0.000000                | 0.000000 | 0.000000  | 0.000000           | 0.000000                  |
| CA-3   | 09/27/10        | 10/24/10      |        |       | 100.00                                  | 1,000.000000            | 0.000000 | 0.000000  | 0.000000           | 1,000.000000              |
| CA-4   | 09/27/10        | 10/24/10      |        |       | 0.00                                    | 0.000000                | 0.000000 | 0.000000  | 0.000000           | 0.000000                  |

## Mortgage Pass-Through Certificates

October 25, 2010 Distribution

| Distribution to Date - Component Classes |                         |                      |                       |                     |                 |                      |                      |                     |                           |
|--|-------------------------|----------------------|-----------------------|---------------------|-----------------|----------------------|----------------------|---------------------|---------------------------|
| Class                                    | Original Face Value     | Interest             | Unscheduled Principal | Scheduled Principal | Total Principal | Total Distribution   | Realized Loss        | Deferred Interest   | Current Principal Balance |
|  | (1)                     | (2)                  | (3)                   | (4)                 | (5)=(3)+(4)     | (6)=(2)+(5)          | (7)                  | (8)                 | (9)=(1)-(5)-(7)+(8)       |
| CA-1                                     | 1,250,000,000.00        | 12,987,393.44        | 0.00                  | 0.00                | 0.00            | 12,987,393.44        | 0.00                 | 0.00                | 0.00                      |
| CA-2                                     | 6,250,000.00            | 2,103,065.64         | 0.00                  | 0.00                | 0.00            | 2,103,065.64         | 10,185,298.31        | 3,935,398.31        | 0.00                      |
| CA-3                                     | 100.00                  | 2,678,081.02         | 0.00                  | 0.00                | 0.00            | 2,678,081.02         | 0.00                 | 0.00                | 100.00                    |
| CA-4                                     | 0.00                    | 0.00                 | 0.00                  | 0.00                | 0.00            | 0.00                 | 0.00                 | 0.00                | 0.00                      |
| <b>Total</b>                             | <b>1,256,250,100.00</b> | <b>17,768,540.10</b> | <b>0.00</b>           | <b>0.00</b>         | <b>0.00</b>     | <b>17,768,540.10</b> | <b>10,185,298.31</b> | <b>3,935,398.31</b> | <b>100.00</b>             |

| Interest Detail - Component Classes |                   |   |                  |                           |                       |                                 |                     |                           |                         |
|-------------------------------------|-------------------|---|------------------|---------------------------|-----------------------|---------------------------------|---------------------|---------------------------|-------------------------|
| Class                               | Pass Through Rate | Prior Principal (with Notional) Balance | Accrued Interest | Non-Supported Interest SF | Prior Unpaid Interest | Unscheduled Interest Adjustment | Optimal Interest    | Paid or Deferred Interest | Current Unpaid Interest |
|                                     |                   |   | (1)              | (2)                       | (3)                   | (4)                             | (5)=(1)-(2)+(3)+(4) | (6)                       | (7)=(5)-(6)             |
| CA-1                                | 0.00000%          | 571,762,556.52                          | 0.00             | 108.10                    | 0.00                  | 0.00                            | -108.10             | 0.00                      | 0.00                    |
| CA-2                                | 0.00000%          | 0.00                                    | 0.00             | 0.00                      | 0.00                  | 0.00                            | 0.00                | 0.00                      | 0.00                    |
| CA-3                                | 0.00000%          | 100.00                                  | 0.00             | 0.00                      | 0.00                  | 0.00                            | 0.00                | 0.00                      | 0.00                    |
| CA-4                                | 0.00000%          | 0.00                                    | 0.00             | 0.00                      | 0.00                  | 0.00                            | 0.00                | 0.00                      | 0.00                    |
| <b>Total</b>                        |                   | <b>571,762,656.52</b>                   | <b>0.00</b>      | <b>108.10</b>             | <b>0.00</b>           | <b>0.00</b>                     | <b>-108.10</b>      | <b>0.00</b>               | <b>0.00</b>             |

### Collection Account Report

| SUMMARY                                       |                     |                     |                     |
|---|---------------------|---------------------|---------------------|
|   | Group 2             | Group 1             | Total               |
| Principal Collections                         | 539,971.88          | 1,401,769.94        | 1,941,741.82        |
| Principal Withdrawals                         | 0.00                | 0.00                | 0.00                |
| Principal Other Accounts                      | 0.00                | 0.00                | 0.00                |
| <b>TOTAL NET PRINCIPAL</b>                    | <b>539,971.88</b>   | <b>1,401,769.94</b> | <b>1,941,741.82</b> |
| Interest Collections                          | 1,102,365.27        | 1,183,890.61        | 2,286,255.88        |
| Interest Withdrawals                          | -254,198.98         | -406,690.01         | -660,888.99         |
| Interest Fees                                 | (133,327.48)        | (168,283.35)        | (302,303.15)        |
| Interest Other Accounts                       | 0.00                | 0.00                | 0.00                |
| <b>TOTAL NET INTEREST</b>                     | <b>714,838.81</b>   | <b>608,917.25</b>   | <b>1,323,063.74</b> |
| <b>TOTAL AVAILABLE FUNDS FOR DISTRIBUTION</b> | <b>1,254,810.69</b> | <b>2,010,687.19</b> | <b>3,264,805.56</b> |

| PRINCIPAL - COLLECTIONS          |                   |                     |                     |
|----------------------------------|-------------------|---------------------|---------------------|
|                                  | Group 2           | Group 1             | Total               |
| Scheduled Principal Received     | 211,878.67        | 272,652.95          | 484,531.62          |
| Curtailments                     | (595,450.57)      | (78,347.41)         | (673,797.98)        |
| Prepayments In Full              | 61,696.24         | 92,558.60           | 154,254.84          |
| Repurchased/Substitutions        | 0.00              | 0.00                | 0.00                |
| Liquidations                     | 2,830,355.04      | 4,085,815.26        | 6,916,170.30        |
| Insurance Principal              | 0.00              | 0.00                | 0.00                |
| Other Additional Principal       | 0.00              | 0.00                | 0.00                |
| Delinquent Principal             | (196,589.37)      | (247,514.55)        | (444,103.92)        |
| Realized Losses                  | (1,968,507.50)    | (2,970,909.46)      | (4,939,416.96)      |
| Advanced Principal               | 196,589.37        | 247,514.55          | 444,103.92          |
| <b>TOTAL PRINCIPAL COLLECTED</b> | <b>539,971.88</b> | <b>1,401,769.94</b> | <b>1,941,741.82</b> |

| PRINCIPAL - WITHDRAWALS               |  |  |  |
|---------------------------------------|--|--|--|
| <i>SPACE INTENTIONALLY LEFT BLANK</i> |  |  |  |

| PRINCIPAL - OTHER ACCOUNTS     |         |         |       |
|--------------------------------|---------|---------|-------|
|                                | Group 2 | Group 1 | Total |
| TOTAL PRINCIPAL OTHER ACCOUNTS | 0.00    | 0.00    | 0.00  |

| INTEREST - COLLECTIONS            |                     |                     |                     |
|-----------------------------------|---------------------|---------------------|---------------------|
|                                   | Group 2             | Group 1             | Total               |
| Scheduled Interest                | 1,779,058.40        | 1,831,346.76        | 3,610,405.16        |
| Repurchased/Substitution Interest | 0.00                | 0.00                | 0.00                |
| Liquidation Interest              | 16,373.58           | 24,235.88           | 40,609.46           |
| Insurance Interest                | 0.00                | 0.00                | 0.00                |
| Other Additional Interest         | 0.00                | 0.00                | 0.00                |
| Prepayment Interest Shortfalls    | (43.44)             | (362.78)            | (406.22)            |
| Delinquent Interest               | (1,660,579.48)      | (1,632,869.59)      | (3,293,449.07)      |
| Compensating Interest             | 43.44               | 362.78              | 406.22              |
| Civil Relief Act Shortfalls       | 0.00                | (108.10)            | (108.10)            |
| Interest Realized Loss            | -44,716.04          | -158,680.23         | -203,396.27         |
| Interest Advanced                 | 1,012,228.81        | 1,119,965.89        | 2,132,194.70        |
| <b>TOTAL INTEREST COLLECTED</b>   | <b>1,102,365.27</b> | <b>1,183,890.61</b> | <b>2,286,255.88</b> |

| INTEREST - WITHDRAWALS            |                     |                     |                     |
|-----------------------------------|---------------------|---------------------|---------------------|
|                                   | Group 2             | Group 1             | Total               |
| Loan Modification Adjustment      | 0.00                | 0.00                | 0.00                |
| Non Recoverable Advances          | 11,485.10           | -10,244.48          | 1,240.62            |
| Modification Losses               | 28,029.22           | 12,163.99           | 40,193.21           |
| Capitalized/Deferred Interest     | 214,684.66          | 404,770.50          | 619,455.16          |
| <b>TOTAL INTEREST WITHDRAWALS</b> | <b>(254,198.98)</b> | <b>(406,690.01)</b> | <b>(660,888.99)</b> |

| INTEREST - OTHER ACCOUNTS            |             |             |             |
|--------------------------------------|-------------|-------------|-------------|
|                                      | Group 2     | Group 1     | Total       |
| Prepayment Charges                   | 0.00        | 0.00        | 0.00        |
| Net Hedge Payment                    |             |             | 0.00        |
| a) Hedge Payment                     |             |             | 0.00        |
| b) Counterparty Payment              |             |             | 0.00        |
| <b>TOTAL INTEREST OTHER ACCOUNTS</b> | <b>0.00</b> | <b>0.00</b> | <b>0.00</b> |

| INTEREST FEES                           |                   |                   |                   |
|---|-------------------|-------------------|-------------------|
|   | Group 2           | Group 1           | Total             |
| Current Servicing Fees                  | 5,032.95          | 9,276.29          | 14,309.24         |
| Trustee Fees                            | 584.25            | 606.93            | 1,191.17          |
| Custodian Fee                           | 343.40            | 400.80            | 744.20            |
| MI Premium                              | 127,255.05        | 157,883.17        | 285,138.22        |
| Extraordinary Expenses                  |                   |                   | 692.31            |
| Extraordinary Expense Recovery Charge** | 111.83            | 116.17            | 228.00            |
| <b>TOTAL INTEREST FEES</b>              | <b>133,327.48</b> | <b>168,283.35</b> | <b>302,303.15</b> |

\*\*Extraordinary Expense Recovery Charge ("EERC"): charge imposed to recover extraordinary costs and expenses incurred by Deutsche Bank in administering residential mortgage backed securities ("RMBS") transaction(s) under current market conditions. The EERC is based upon, and may be adjusted periodically in accordance with, Deutsche Bank's experienced level of extraordinary costs and expenses that are not allocable to specific trusts, but which arise from the administration of the portfolio of RMBS trusts administered by Deutsche Bank's Trust & Securities Services division. Costs and expenses allocable to specific trusts will continue to be charged separately to those trusts in addition to the EERC.

### Credit Enhancement Report

#### ACCOUNTS

| Distribution from Supplemental Interest Trust |      |
|---|------|
| Class I-1 Interest Payment                    | 0.00 |
| Class I-2 Interest Payment                    | 0.00 |
| <br>  |      |
| Supplemental Interest Trust                   |      |
| Beginning Balance                             | 0.00 |
| Amount Deposited                              | 0.00 |
| Amount Withdrawn                              | 0.00 |
| Ending Balance                                | 0.00 |

#### INSURANCE

|                                       |
|---------------------------------------|
| <i>SPACE INTENTIONALLY LEFT BLANK</i> |
|---------------------------------------|

#### STRUCTURAL FEATURES

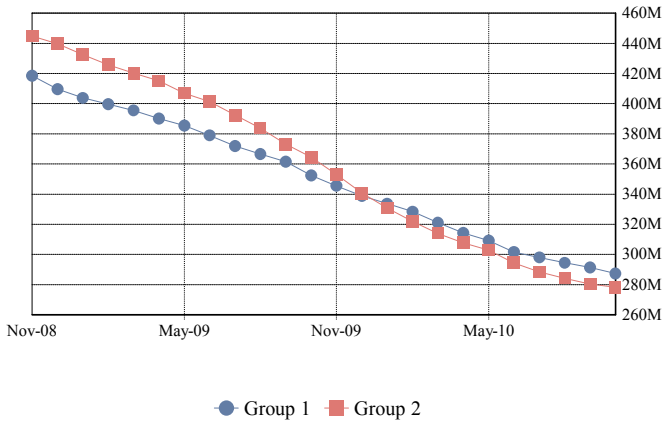
|  | Group 2 | Group 1 | Total        |
|--|---------|---------|--------------|
| Overcollateralized Amount - Prior Period         |         |         | 100.00       |
| Current Period Principal Realized Losses         |         |         | 4,939,416.96 |
| Overcollateralized Amount - After Current Losses |         |         | 0.00         |
| <br>   |         |         |              |
| Net Monthly Excess Cashflow                      |         |         | 1,132,342.01 |
| <br>   |         |         |              |
| Extra Principal Distribution Amount              |         |         | 1,132,342.01 |
| Overcollateralization Release Amount             |         |         | 0.00         |
| Overcollateralized Amount - Ending               |         |         | 100.00       |
| <br>   |         |         |              |
| Overcollateralization Excess Amount              |         |         | 0.00         |
| Overcollateralization Deficiency Amount          |         |         | 6,249,900.00 |
| Required Overcollateralization Amount            |         |         | 6,250,000.00 |

### Collateral Report

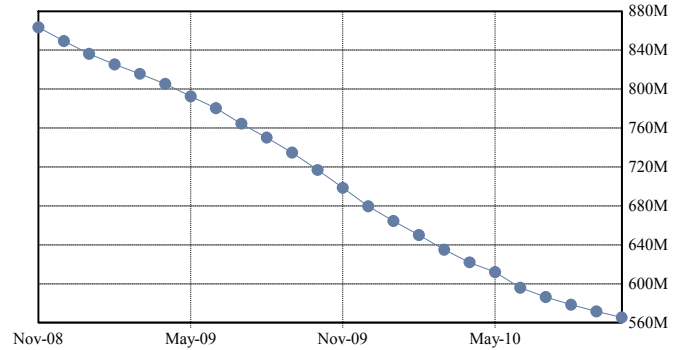
| COLLATERAL                       |                |                |                |
|----------------------------------|----------------|----------------|----------------|
|                                  | Group 2        | Group 1        | Total          |
| <b><u>Loan Count:</u></b>        |                |                |                |
| Original                         | 2,165          | 2,377          | 4,542          |
| Prior                            | 1,717          | 2,004          | 3,721          |
| Prefunding                       | 0              | 0              | 0              |
| Scheduled Paid Offs              | 0              | 0              | 0              |
| Full Voluntary Prepayments       | (1)            | (1)            | (2)            |
| Repurchases                      | 0              | 0              | 0              |
| Liquidations                     | (10)           | (20)           | (30)           |
| Current                          | 1,706          | 1,983          | 3,689          |
| <b><u>Principal Balance:</u></b> |                |                |                |
| Original                         | 390,949,158.86 | 367,862,306.62 | 758,811,465.48 |
| Prior                            | 280,438,330.39 | 291,324,226.13 | 571,762,556.52 |
| Prefunding                       | 0.00           | 0.00           | 0.00           |
| Deferred Interest                | 214,684.66     | 404,770.50     | 619,455.16     |
| Scheduled Principal              | (211,878.67)   | (272,652.95)   | (484,531.62)   |
| Partial Prepayments              | 595,450.57     | 78,347.41      | 673,797.98     |
| Full Voluntary Prepayments       | (61,696.24)    | (92,558.60)    | (154,254.84)   |
| Repurchases                      | 0.00           | 0.00           | 0.00           |
| Liquidations                     | (2,830,355.04) | (4,085,815.26) | (6,916,170.30) |
| Current                          | 278,144,535.67 | 287,356,317.23 | 565,500,852.90 |
| Prior Forebearance               | 0.00           | 0.00           | 0.00           |
| Current Forebearance             | 0.00           | 0.00           | 0.00           |

| PREFUNDING                             |                |                |                |
|--|----------------|----------------|----------------|
|  | Group 2        | Group 1        | Total          |
| Prefunding Account Original Balance    | 262,035,916.14 | 229,152,618.38 | 491,188,534.52 |
| Prefunding Account Beginning Balance   | 0.00           | 0.00           | 0.00           |
| Subsequent Loans Added to the Pool     | 0.00           | 0.00           | 0.00           |
| Prefund Release to Certificate Holders | 0.00           | 0.00           | 0.00           |
| Prefunding Account Ending Balance      | 0.00           | 0.00           | 0.00           |

**Current Principal Balance by Groups**



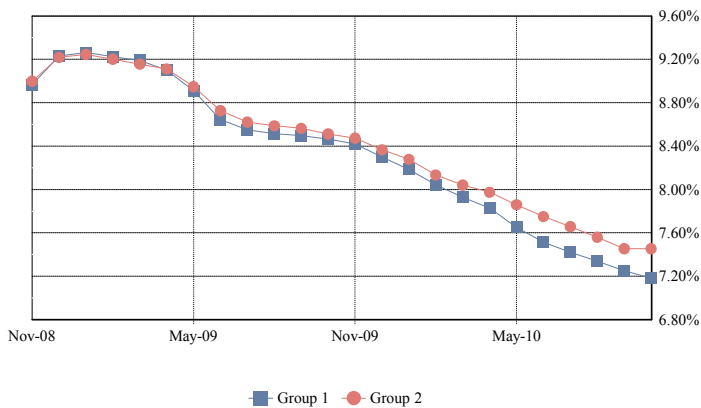
**Total Current Principal Balance**



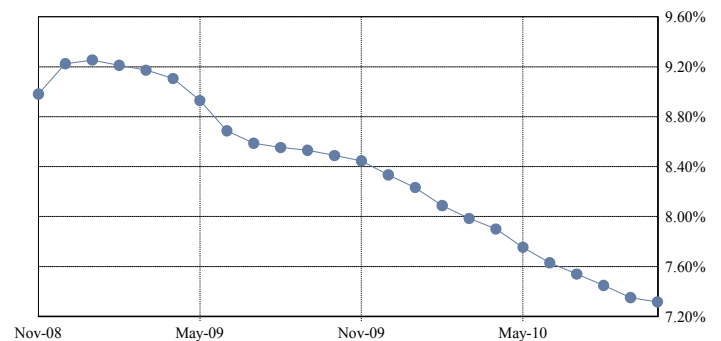
### CHARACTERISTICS

|   | Group 2  | Group 1  | Total    |
|---|----------|----------|----------|
| Weighted Average Coupon Original                  | 9.14630% | 9.00704% | 9.07879% |
| Weighted Average Coupon Prior                     | 7.45471% | 7.24986% | 7.35045% |
| Weighted Average Coupon Current                   | 7.45395% | 7.18212% | 7.31545% |
| Weighted Average Months to Maturity Original      | 335      | 355      | 345      |
| Weighted Average Months to Maturity Prior         | 295      | 308      | 302      |
| Weighted Average Months to Maturity Current       | 295      | 307      | 301      |
| Weighted Avg Remaining Amortization Term Original | 375      | 383      | 379      |
| Weighted Avg Remaining Amortization Term Prior    | 335      | 338      | 337      |
| Weighted Avg Remaining Amortization Term Current  | 335      | 337      | 336      |
| Weighted Average Seasoning Original               | 7.46     | 1.63     | 4.63     |
| Weighted Average Seasoning Prior                  | 49.80    | 46.08    | 47.90    |
| Weighted Average Seasoning Current                | 50.80    | 47.08    | 48.91    |

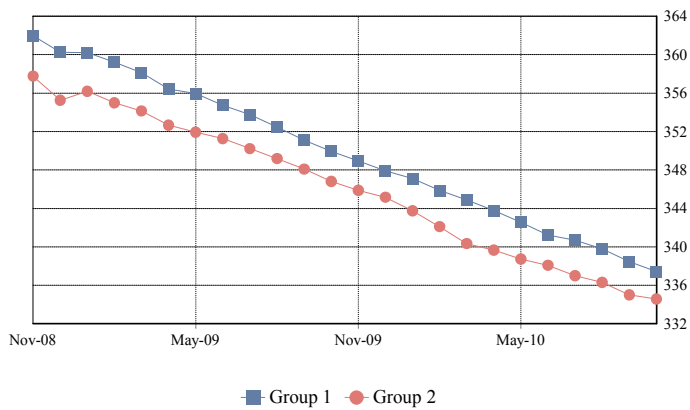
**Weighted Average Coupon by Groups**



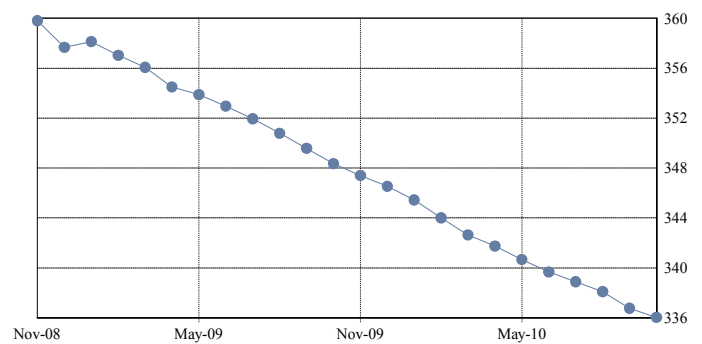
**Total Weighted Average Coupon**



Weighted Average Amortization Term by Groups



Total Weighted Average Amortization Term



#### ARM CHARACTERISTICS

|                                    | Group 2   | Group 1   | Total     |
|------------------------------------|-----------|-----------|-----------|
| Weighted Average Margin Original   | 5.76955%  | 5.92991%  | 5.84790%  |
| Weighted Average Margin Prior      | 5.79140%  | 5.94449%  | 5.86712%  |
| Weighted Average Margin Current    | 5.79201%  | 5.94759%  | 5.86892%  |
| Weighted Average Max Rate Original | 15.96584% | 15.99124% | 15.97825% |
| Weighted Average Max Rate Prior    | 15.85112% | 15.94916% | 15.89961% |
| Weighted Average Max Rate Current  | 15.85024% | 15.95674% | 15.90289% |
| Weighted Average Min Rate Original | 8.93434%  | 8.98281%  | 8.95802%  |
| Weighted Average Min Rate Prior    | 8.84157%  | 8.94448%  | 8.89247%  |
| Weighted Average Min Rate Current  | 8.84055%  | 8.95199%  | 8.89564%  |
| Weighted Average Cap Up Original   | 1.00000%  | 1.00000%  | 1.00000%  |
| Weighted Average Cap Up Prior      | 1.00000%  | 1.00000%  | 1.00000%  |
| Weighted Average Cap Up Current    | 1.00000%  | 1.00000%  | 1.00000%  |
| Weighted Average Cap Down Original | 1.00000%  | 1.00000%  | 1.00000%  |
| Weighted Average Cap Down Prior    | 1.00000%  | 1.00000%  | 1.00000%  |
| Weighted Average Cap Down Current  | 1.00000%  | 1.00000%  | 1.00000%  |

#### SERVICING FEES & ADVANCES

|  | <b>Group 2</b>    | <b>Group 1</b>    | <b>Total</b>      |
|--|-------------------|-------------------|-------------------|
| Current Servicing Fees                               | 5,032.95          | 9,276.29          | 14,309.24         |
| Delinquent Servicing Fees                            | 78,055.78         | 87,226.49         | 165,282.27        |
| <b>TOTAL SERVICING FEES</b>                          | <b>83,088.73</b>  | <b>96,502.77</b>  | <b>179,591.51</b> |
| <br>   |                   |                   |                   |
| Total Servicing Fees                                 | 83,088.73         | 96,502.77         | 179,591.51        |
| Compensating Interest                                | (43.44)           | (362.78)          | (406.22)          |
| Delinquent Servicing Fees                            | (78,055.78)       | (87,226.49)       | (165,282.27)      |
| <b>COLLECTED SERVICING FEES</b>                      | <b>-27,744.52</b> | <b>-15,991.30</b> | <b>-43,735.82</b> |
| <br>   |                   |                   |                   |
| Total Advanced Interest                              | 1,012,228.81      | 1,119,965.89      | 2,132,194.70      |
| Total Advanced Principal                             | 196,589.37        | 247,514.55        | 444,103.92        |
| Aggregate Advances with respect to this Distribution | 1,208,818.18      | 1,367,480.45      | 2,576,298.63      |
| Unrecovered Advances                                 | 0.00              | 0.00              | 0.00              |
| Non Recoverable Advance                              | 0.00              | 0.00              | 0.00              |
| Servicer Escrow Advances                             | 0.00              | 0.00              | 0.00              |

#### ADDITIONAL COLLATERAL INFORMATION

|  | <b>Group 2</b> | <b>Group 1</b> | <b>Total</b>   |
|--|----------------|----------------|----------------|
| Prepayment Interest Shortfall (PPIS)     | 43.44          | 362.78         | 406.22         |
| Compensating Interest                    | (43.44)        | (362.78)       | (406.22)       |
| Net Prepayment Interest Shortfall (PPIS) | 0.00           | 0.00           | 0.00           |
| <br>                                     |                |                |                |
| Ending Pool Principal Balance            | 278,144,535.67 | 287,356,317.23 | 565,500,852.90 |
| Weighted Average Net Mortgage Rate       |                |                | 3.203920%      |

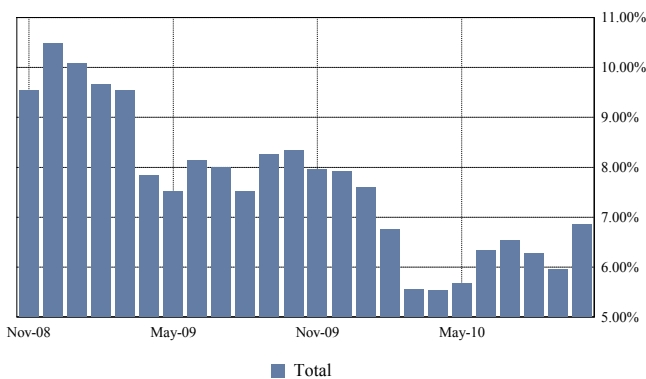
### Delinquency Report

#### TOTAL

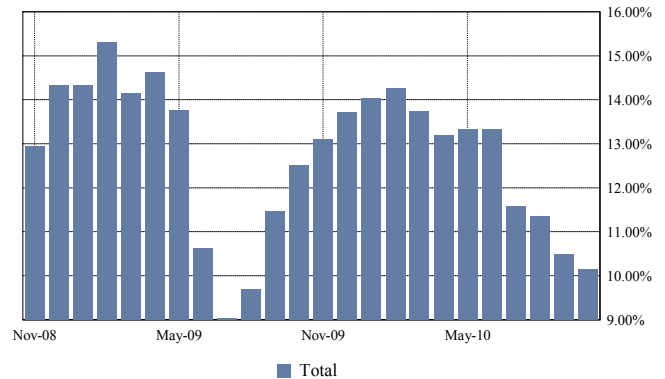
|             |           | < 1 PMT      | 1 PMT         | 2 PMTS        | 3+ PMTS        | TOTAL          |
|-------------|-----------|--------------|---------------|---------------|----------------|----------------|
| DELINQUENT  | Balance   |              | 25,577,724.03 | 13,147,085.44 | 57,392,434.79  | 96,117,244.26  |
|             | % Balance |              | 4.52%         | 2.32%         | 10.15%         | 17.00%         |
|             | # Loans   |              | 164           | 86            | 465            | 715            |
|             | % # Loans |              | 4.45%         | 2.33%         | 12.61%         | 19.38%         |
| FORECLOSURE | Balance   | 0.00         | 0.00          | 0.00          | 182,317,658.62 | 182,317,658.62 |
|             | % Balance | 0.00%        | 0.00%         | 0.00%         | 32.24%         | 32.24%         |
|             | # Loans   | 0            | 0             | 0             | 890            | 890            |
|             | % # Loans | 0.00%        | 0.00%         | 0.00%         | 24.13%         | 24.13%         |
| BANKRUPTCY  | Balance   | 6,544,109.18 | 905,499.53    | 679,796.59    | 16,922,615.71  | 25,052,021.01  |
|             | % Balance | 1.16%        | 0.16%         | 0.12%         | 2.99%          | 4.43%          |
|             | # Loans   | 52           | 8             | 4             | 118            | 182            |
|             | % # Loans | 1.41%        | 0.22%         | 0.11%         | 3.20%          | 4.93%          |
| REO         | Balance   | 0.00         | 0.00          | 0.00          | 13,891,051.58  | 13,891,051.58  |
|             | % Balance | 0.00%        | 0.00%         | 0.00%         | 2.46%          | 2.46%          |
|             | # Loans   | 0            | 0             | 0             | 78             | 78             |
|             | % # Loans | 0.00%        | 0.00%         | 0.00%         | 2.11%          | 2.11%          |
| TOTAL       | Balance   | 6,544,109.18 | 26,483,223.56 | 13,826,882.03 | 270,523,760.70 | 317,377,975.47 |
|             | % Balance | 1.16%        | 4.68%         | 2.45%         | 47.84%         | 56.12%         |
|             | # Loans   | 52           | 172           | 90            | 1,551          | 1,865          |
|             | % # Loans | 1.41%        | 4.66%         | 2.44%         | 42.04%         | 50.56%         |

Utilized OTS Delinquency Methodology for Calculating Delinquency Buckets and Amounts

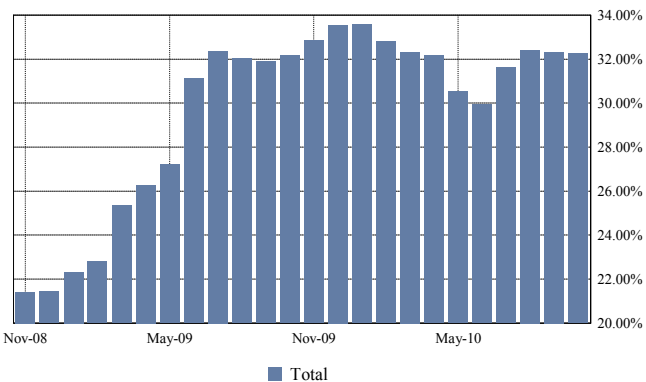
#### 1 or 2 Payments Delinquent



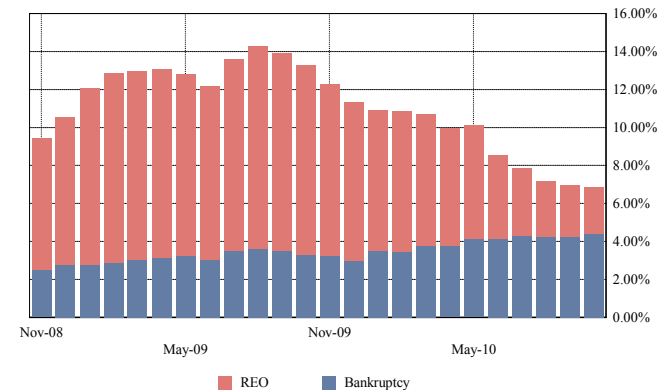
#### 3 or More Payments Delinquent



#### Total Foreclosure



#### Total Bankruptcy and REO



## Mortgage Pass-Through Certificates

October 25, 2010 Distribution

| TOTAL              | < 1 PMT      | 1 PMT         | 2 PMTS        | 3 PMTS       | 4 PMTS       | 5 PMTS        | 6 PMTS       |
|--------------------|--------------|---------------|---------------|--------------|--------------|---------------|--------------|
| <b>DELINQUENT</b>  |              |               |               |              |              |               |              |
| Balance            |              | 25,577,724.03 | 13,147,085.44 | 8,030,280.24 | 3,922,110.76 | 5,422,478.79  | 4,091,005.63 |
| % Balance          |              | 4.52%         | 2.32%         | 1.42%        | 0.69%        | 0.96%         | 0.72%        |
| # Loans            |              | 164           | 86            | 56           | 31           | 37            | 28           |
| % # Loans          |              | 4.45%         | 2.33%         | 1.52%        | 0.84%        | 1.00%         | 0.76%        |
| <b>FORECLOSURE</b> |              |               |               |              |              |               |              |
| Balance            | 0.00         | 0.00          | 0.00          | 572,385.49   | 1,596,328.12 | 4,227,123.86  | 3,423,308.98 |
| % Balance          | 0.00%        | 0.00%         | 0.00%         | 0.10%        | 0.28%        | 0.75%         | 0.61%        |
| # Loans            | 0            | 0             | 0             | 4            | 10           | 25            | 21           |
| % # Loans          | 0.00%        | 0.00%         | 0.00%         | 0.11%        | 0.27%        | 0.68%         | 0.57%        |
| <b>BANKRUPTCY</b>  |              |               |               |              |              |               |              |
| Balance            | 6,544,109.18 | 905,499.53    | 679,796.59    | 870,640.69   | 495,643.25   | 711,171.24    | 263,371.41   |
| % Balance          | 1.16%        | 0.16%         | 0.12%         | 0.15%        | 0.09%        | 0.13%         | 0.05%        |
| # Loans            | 52           | 8             | 4             | 9            | 6            | 7             | 2            |
| % # Loans          | 1.41%        | 0.22%         | 0.11%         | 0.24%        | 0.16%        | 0.19%         | 0.05%        |
| <b>REO</b>         |              |               |               |              |              |               |              |
| Balance            | 0.00         | 0.00          | 0.00          | 0.00         | 0.00         | 0.00          | 237,366.43   |
| % Balance          | 0.00%        | 0.00%         | 0.00%         | 0.00%        | 0.00%        | 0.00%         | 0.04%        |
| # Loans            | 0            | 0             | 0             | 0            | 0            | 0             | 1            |
| % # Loans          | 0.00%        | 0.00%         | 0.00%         | 0.00%        | 0.00%        | 0.00%         | 0.03%        |
| <b>TOTAL</b>       |              |               |               |              |              |               |              |
| Balance            | 6,544,109.18 | 26,483,223.56 | 13,826,882.03 | 9,473,306.42 | 6,014,082.13 | 10,360,773.89 | 8,015,052.45 |
| % Balance          | 1.16%        | 4.68%         | 2.45%         | 1.68%        | 1.06%        | 1.83%         | 1.42%        |
| # Loans            | 52           | 172           | 90            | 69           | 47           | 69            | 52           |
| % # Loans          | 1.41%        | 4.66%         | 2.44%         | 1.87%        | 1.27%        | 1.87%         | 1.41%        |

| TOTAL              | 7 PMTS       | 8 PMTS       | 9 PMTS       | 10 PMTS      | 11 PMTS      | 12 PMTS      | 13 PMTS      |
|--------------------|--------------|--------------|--------------|--------------|--------------|--------------|--------------|
| <b>DELINQUENT</b>  |              |              |              |              |              |              |              |
| Balance            | 2,199,917.96 | 2,747,824.01 | 2,562,450.57 | 3,594,291.20 | 2,643,214.98 | 1,691,491.87 | 1,996,537.63 |
| % Balance          | 0.39%        | 0.49%        | 0.45%        | 0.64%        | 0.47%        | 0.30%        | 0.35%        |
| # Loans            | 14           | 17           | 19           | 31           | 19           | 13           | 17           |
| % # Loans          | 0.38%        | 0.46%        | 0.52%        | 0.84%        | 0.52%        | 0.35%        | 0.46%        |
| <b>FORECLOSURE</b> |              |              |              |              |              |              |              |
| Balance            | 4,025,058.24 | 2,474,790.04 | 2,071,963.06 | 4,770,296.03 | 4,599,130.38 | 5,048,894.21 | 5,260,678.93 |
| % Balance          | 0.71%        | 0.44%        | 0.37%        | 0.84%        | 0.81%        | 0.89%        | 0.93%        |
| # Loans            | 27           | 15           | 12           | 24           | 25           | 33           | 29           |
| % # Loans          | 0.73%        | 0.41%        | 0.33%        | 0.65%        | 0.68%        | 0.89%        | 0.79%        |
| <b>BANKRUPTCY</b>  |              |              |              |              |              |              |              |
| Balance            | 836,227.28   | 530,525.19   | 728,690.66   | 178,933.62   | 1,012,333.88 | 444,230.65   | 617,737.62   |
| % Balance          | 0.15%        | 0.09%        | 0.13%        | 0.03%        | 0.18%        | 0.08%        | 0.11%        |
| # Loans            | 7            | 4            | 7            | 1            | 8            | 2            | 4            |
| % # Loans          | 0.19%        | 0.11%        | 0.19%        | 0.03%        | 0.22%        | 0.05%        | 0.11%        |
| <b>REO</b>         |              |              |              |              |              |              |              |
| Balance            | 0.00         | 0.00         | 290,793.29   | 147,901.46   | 159,975.76   | 442,307.06   | 248,901.43   |
| % Balance          | 0.00%        | 0.00%        | 0.05%        | 0.03%        | 0.03%        | 0.08%        | 0.04%        |
| # Loans            | 0            | 0            | 3            | 1            | 2            | 4            | 2            |
| % # Loans          | 0.00%        | 0.00%        | 0.08%        | 0.03%        | 0.05%        | 0.11%        | 0.05%        |
| <b>TOTAL</b>       |              |              |              |              |              |              |              |
| Balance            | 7,061,203.48 | 5,753,139.24 | 5,653,897.58 | 8,691,422.31 | 8,414,655.00 | 7,626,923.79 | 8,123,855.61 |
| % Balance          | 1.25%        | 1.02%        | 1.00%        | 1.54%        | 1.49%        | 1.35%        | 1.44%        |
| # Loans            | 48           | 36           | 41           | 57           | 54           | 52           | 52           |
| % # Loans          | 1.30%        | 0.98%        | 1.11%        | 1.55%        | 1.46%        | 1.41%        | 1.41%        |

## Mortgage Pass-Through Certificates

October 25, 2010 Distribution

| TOTAL              | 14 PMTS      | 15 PMTS      | 16 PMTS      | 17 PMTS       | 18 PMTS      | 19 PMTS      | 20 PMTS      |
|--------------------|--------------|--------------|--------------|---------------|--------------|--------------|--------------|
| <b>DELINQUENT</b>  |              |              |              |               |              |              |              |
| Balance            | 1,520,637.75 | 971,171.78   | 1,452,140.46 | 1,550,353.65  | 949,327.14   | 487,870.26   | 957,210.65   |
| % Balance          | 0.27%        | 0.17%        | 0.26%        | 0.27%         | 0.17%        | 0.09%        | 0.17%        |
| # Loans            | 14           | 10           | 16           | 9             | 11           | 6            | 7            |
| % # Loans          | 0.38%        | 0.27%        | 0.43%        | 0.24%         | 0.30%        | 0.16%        | 0.19%        |
| <b>FORECLOSURE</b> |              |              |              |               |              |              |              |
| Balance            | 6,094,792.15 | 5,188,433.31 | 5,876,178.73 | 7,474,474.22  | 5,346,267.00 | 4,784,319.03 | 5,506,222.56 |
| % Balance          | 1.08%        | 0.92%        | 1.04%        | 1.32%         | 0.95%        | 0.85%        | 0.97%        |
| # Loans            | 37           | 32           | 28           | 40            | 30           | 28           | 30           |
| % # Loans          | 1.00%        | 0.87%        | 0.76%        | 1.08%         | 0.81%        | 0.76%        | 0.81%        |
| <b>BANKRUPTCY</b>  |              |              |              |               |              |              |              |
| Balance            | 1,055,631.15 | 194,731.47   | 918,834.18   | 966,039.59    | 548,515.52   | 316,738.90   | 612,479.80   |
| % Balance          | 0.19%        | 0.03%        | 0.16%        | 0.17%         | 0.10%        | 0.06%        | 0.11%        |
| # Loans            | 7            | 2            | 7            | 5             | 2            | 4            | 2            |
| % # Loans          | 0.19%        | 0.05%        | 0.19%        | 0.14%         | 0.05%        | 0.11%        | 0.05%        |
| <b>REO</b>         |              |              |              |               |              |              |              |
| Balance            | 516,523.36   | 182,642.21   | 823,307.70   | 108,375.93    | 0.00         | 113,356.14   | 855,893.40   |
| % Balance          | 0.09%        | 0.03%        | 0.15%        | 0.02%         | 0.00%        | 0.02%        | 0.15%        |
| # Loans            | 3            | 2            | 3            | 1             | 0            | 1            | 5            |
| % # Loans          | 0.08%        | 0.05%        | 0.08%        | 0.03%         | 0.00%        | 0.03%        | 0.14%        |
| <b>TOTAL</b>       |              |              |              |               |              |              |              |
| Balance            | 9,187,584.41 | 6,536,978.77 | 9,070,461.07 | 10,099,243.39 | 6,844,109.66 | 5,702,284.33 | 7,931,806.41 |
| % Balance          | 1.62%        | 1.16%        | 1.60%        | 1.79%         | 1.21%        | 1.01%        | 1.40%        |
| # Loans            | 61           | 46           | 54           | 55            | 43           | 39           | 44           |
| % # Loans          | 1.65%        | 1.25%        | 1.46%        | 1.49%         | 1.17%        | 1.06%        | 1.19%        |

| TOTAL              | 21 PMTS      | 22 PMTS      | 23 PMTS      | 24 PMTS      | 25 PMTS      | 26 PMTS      | 27 PMTS      |
|--------------------|--------------|--------------|--------------|--------------|--------------|--------------|--------------|
| <b>DELINQUENT</b>  |              |              |              |              |              |              |              |
| Balance            | 925,748.01   | 1,046,757.41 | 1,395,597.95 | 930,368.78   | 938,443.57   | 672,190.04   | 368,391.21   |
| % Balance          | 0.16%        | 0.19%        | 0.25%        | 0.16%        | 0.17%        | 0.12%        | 0.07%        |
| # Loans            | 12           | 10           | 12           | 11           | 7            | 5            | 6            |
| % # Loans          | 0.33%        | 0.27%        | 0.33%        | 0.30%        | 0.19%        | 0.14%        | 0.16%        |
| <b>FORECLOSURE</b> |              |              |              |              |              |              |              |
| Balance            | 5,665,798.70 | 4,912,836.55 | 6,859,817.15 | 6,466,799.25 | 6,362,947.35 | 4,851,748.80 | 6,626,569.24 |
| % Balance          | 1.00%        | 0.87%        | 1.21%        | 1.14%        | 1.13%        | 0.86%        | 1.17%        |
| # Loans            | 28           | 25           | 29           | 31           | 31           | 25           | 29           |
| % # Loans          | 0.76%        | 0.68%        | 0.79%        | 0.84%        | 0.84%        | 0.68%        | 0.79%        |
| <b>BANKRUPTCY</b>  |              |              |              |              |              |              |              |
| Balance            | 326,623.69   | 507,283.02   | 208,294.79   | 284,916.27   | 269,602.44   | 0.00         | 458,856.94   |
| % Balance          | 0.06%        | 0.09%        | 0.04%        | 0.05%        | 0.05%        | 0.00%        | 0.08%        |
| # Loans            | 4            | 5            | 3            | 2            | 2            | 0            | 1            |
| % # Loans          | 0.11%        | 0.14%        | 0.08%        | 0.05%        | 0.05%        | 0.00%        | 0.03%        |
| <b>REO</b>         |              |              |              |              |              |              |              |
| Balance            | 331,088.12   | 458,316.99   | 745,925.84   | 754,753.80   | 1,057,090.68 | 1,202,569.67 | 237,979.96   |
| % Balance          | 0.06%        | 0.08%        | 0.13%        | 0.13%        | 0.19%        | 0.21%        | 0.04%        |
| # Loans            | 2            | 3            | 3            | 3            | 7            | 7            | 1            |
| % # Loans          | 0.05%        | 0.08%        | 0.08%        | 0.08%        | 0.19%        | 0.19%        | 0.03%        |
| <b>TOTAL</b>       |              |              |              |              |              |              |              |
| Balance            | 7,249,258.52 | 6,925,193.97 | 9,209,635.73 | 8,436,838.10 | 8,628,084.04 | 6,726,508.51 | 7,691,797.35 |
| % Balance          | 1.28%        | 1.22%        | 1.63%        | 1.49%        | 1.53%        | 1.19%        | 1.36%        |
| # Loans            | 46           | 43           | 47           | 47           | 47           | 37           | 37           |
| % # Loans          | 1.25%        | 1.17%        | 1.27%        | 1.27%        | 1.27%        | 1.00%        | 1.00%        |

## Mortgage Pass-Through Certificates

October 25, 2010 Distribution

| TOTAL              | 28 PMTS      | 29 PMTS      | 30 PMTS      | 31 PMTS      | 32 PMTS      | 33 PMTS      | 34 PMTS      |
|--------------------|--------------|--------------|--------------|--------------|--------------|--------------|--------------|
| <b>DELINQUENT</b>  |              |              |              |              |              |              |              |
| Balance            | 387,789.15   | 124,702.03   | 632,127.61   | 429,298.61   | 334,868.32   | 343,746.45   | 611,504.39   |
| % Balance          | 0.07%        | 0.02%        | 0.11%        | 0.08%        | 0.06%        | 0.06%        | 0.11%        |
| # Loans            | 8            | 3            | 8            | 3            | 4            | 6            | 6            |
| % # Loans          | 0.22%        | 0.08%        | 0.22%        | 0.08%        | 0.11%        | 0.16%        | 0.16%        |
| <b>FORECLOSURE</b> |              |              |              |              |              |              |              |
| Balance            | 4,796,475.36 | 5,085,852.52 | 7,753,058.56 | 2,980,024.78 | 5,314,846.58 | 3,731,527.48 | 7,029,306.44 |
| % Balance          | 0.85%        | 0.90%        | 1.37%        | 0.53%        | 0.94%        | 0.66%        | 1.24%        |
| # Loans            | 24           | 22           | 30           | 17           | 21           | 16           | 23           |
| % # Loans          | 0.65%        | 0.60%        | 0.81%        | 0.46%        | 0.57%        | 0.43%        | 0.62%        |
| <b>BANKRUPTCY</b>  |              |              |              |              |              |              |              |
| Balance            | 111,679.69   | 0.00         | 1,195,519.54 | 89,579.18    | 146,774.28   | 579,074.72   | 0.00         |
| % Balance          | 0.02%        | 0.00%        | 0.21%        | 0.02%        | 0.03%        | 0.10%        | 0.00%        |
| # Loans            | 1            | 0            | 4            | 1            | 1            | 2            | 0            |
| % # Loans          | 0.03%        | 0.00%        | 0.11%        | 0.03%        | 0.03%        | 0.05%        | 0.00%        |
| <b>REO</b>         |              |              |              |              |              |              |              |
| Balance            | 568,220.75   | 0.00         | 341,781.35   | 626,455.81   | 82,624.91    | 0.00         | 932,997.96   |
| % Balance          | 0.10%        | 0.00%        | 0.06%        | 0.11%        | 0.01%        | 0.00%        | 0.16%        |
| # Loans            | 4            | 0            | 2            | 4            | 1            | 0            | 3            |
| % # Loans          | 0.11%        | 0.00%        | 0.05%        | 0.11%        | 0.03%        | 0.00%        | 0.08%        |
| <b>TOTAL</b>       |              |              |              |              |              |              |              |
| Balance            | 5,864,164.95 | 5,210,554.55 | 9,922,487.06 | 4,125,358.38 | 5,879,114.09 | 4,654,348.65 | 8,573,808.79 |
| % Balance          | 1.04%        | 0.92%        | 1.75%        | 0.73%        | 1.04%        | 0.82%        | 1.52%        |
| # Loans            | 37           | 25           | 44           | 25           | 27           | 24           | 32           |
| % # Loans          | 1.00%        | 0.68%        | 1.19%        | 0.68%        | 0.73%        | 0.65%        | 0.87%        |

| TOTAL              | 35 PMTS      | 36 PMTS      | 37 PMTS      | 38 PMTS      | 39 PMTS      | 40 PMTS      | 41 PMTS      |
|--------------------|--------------|--------------|--------------|--------------|--------------|--------------|--------------|
| <b>DELINQUENT</b>  |              |              |              |              |              |              |              |
| Balance            | 138,379.68   | 322,889.94   | 320,872.67   | 408,402.69   | 270,040.95   | 0.00         | 0.00         |
| % Balance          | 0.02%        | 0.06%        | 0.06%        | 0.07%        | 0.05%        | 0.00%        | 0.00%        |
| # Loans            | 2            | 2            | 3            | 1            | 1            | 0            | 0            |
| % # Loans          | 0.05%        | 0.05%        | 0.08%        | 0.03%        | 0.03%        | 0.00%        | 0.00%        |
| <b>FORECLOSURE</b> |              |              |              |              |              |              |              |
| Balance            | 4,027,372.29 | 2,994,949.77 | 6,172,877.95 | 998,680.90   | 2,230,034.96 | 1,503,853.98 | 1,876,421.78 |
| % Balance          | 0.71%        | 0.53%        | 1.09%        | 0.18%        | 0.39%        | 0.27%        | 0.33%        |
| # Loans            | 15           | 16           | 19           | 5            | 9            | 4            | 5            |
| % # Loans          | 0.41%        | 0.43%        | 0.52%        | 0.14%        | 0.24%        | 0.11%        | 0.14%        |
| <b>BANKRUPTCY</b>  |              |              |              |              |              |              |              |
| Balance            | 317,746.83   | 747,542.52   | 74,024.37    | 105,141.71   | 0.00         | 197,479.62   | 0.00         |
| % Balance          | 0.06%        | 0.13%        | 0.01%        | 0.02%        | 0.00%        | 0.03%        | 0.00%        |
| # Loans            | 1            | 2            | 1            | 1            | 0            | 1            | 0            |
| % # Loans          | 0.03%        | 0.05%        | 0.03%        | 0.03%        | 0.00%        | 0.03%        | 0.00%        |
| <b>REO</b>         |              |              |              |              |              |              |              |
| Balance            | 291,014.99   | 0.00         | 468,000.00   | 203,765.13   | 597,326.96   | 568,116.80   | 244,298.35   |
| % Balance          | 0.05%        | 0.00%        | 0.08%        | 0.04%        | 0.11%        | 0.10%        | 0.04%        |
| # Loans            | 1            | 0            | 1            | 1            | 3            | 2            | 1            |
| % # Loans          | 0.03%        | 0.00%        | 0.03%        | 0.03%        | 0.08%        | 0.05%        | 0.03%        |
| <b>TOTAL</b>       |              |              |              |              |              |              |              |
| Balance            | 4,774,513.79 | 4,065,382.23 | 7,035,774.99 | 1,715,990.43 | 3,097,402.87 | 2,269,450.40 | 2,120,720.13 |
| % Balance          | 0.84%        | 0.72%        | 1.24%        | 0.30%        | 0.55%        | 0.40%        | 0.38%        |
| # Loans            | 19           | 20           | 24           | 8            | 13           | 7            | 6            |
| % # Loans          | 0.52%        | 0.54%        | 0.65%        | 0.22%        | 0.35%        | 0.19%        | 0.16%        |

## Mortgage Pass-Through Certificates

October 25, 2010 Distribution

| TOTAL              | 42 PMTS      | 43 PMTS      | 44 PMTS      | 45 PMTS    | 46 PMTS    | 47 PMTS    | 48 PMTS |
|--------------------|--------------|--------------|--------------|------------|------------|------------|---------|
| <b>DELINQUENT</b>  |              |              |              |            |            |            |         |
| Balance            | 0.00         | 0.00         | 0.00         | 0.00       | 0.00       | 0.00       | 0.00    |
| % Balance          | 0.00%        | 0.00%        | 0.00%        | 0.00%      | 0.00%      | 0.00%      | 0.00%   |
| # Loans            | 0            | 0            | 0            | 0          | 0          | 0          | 0       |
| % # Loans          | 0.00%        | 0.00%        | 0.00%        | 0.00%      | 0.00%      | 0.00%      | 0.00%   |
| <b>FORECLOSURE</b> |              |              |              |            |            |            |         |
| Balance            | 1,178,539.56 | 1,947,037.37 | 1,228,664.33 | 458,734.79 | 857,847.59 | 64,390.25  | 0.00    |
| % Balance          | 0.21%        | 0.34%        | 0.22%        | 0.08%      | 0.15%      | 0.01%      | 0.00%   |
| # Loans            | 3            | 7            | 2            | 1          | 2          | 1          | 0       |
| % # Loans          | 0.08%        | 0.19%        | 0.05%        | 0.03%      | 0.05%      | 0.03%      | 0.00%   |
| <b>BANKRUPTCY</b>  |              |              |              |            |            |            |         |
| Balance            | 0.00         | 0.00         | 0.00         | 0.00       | 0.00       | 0.00       | 0.00    |
| % Balance          | 0.00%        | 0.00%        | 0.00%        | 0.00%      | 0.00%      | 0.00%      | 0.00%   |
| # Loans            | 0            | 0            | 0            | 0          | 0          | 0          | 0       |
| % # Loans          | 0.00%        | 0.00%        | 0.00%        | 0.00%      | 0.00%      | 0.00%      | 0.00%   |
| <b>REO</b>         |              |              |              |            |            |            |         |
| Balance            | 0.00         | 0.00         | 0.00         | 0.00       | 0.00       | 51,379.34  | 0.00    |
| % Balance          | 0.00%        | 0.00%        | 0.00%        | 0.00%      | 0.00%      | 0.01%      | 0.00%   |
| # Loans            | 0            | 0            | 0            | 0          | 0          | 1          | 0       |
| % # Loans          | 0.00%        | 0.00%        | 0.00%        | 0.00%      | 0.00%      | 0.03%      | 0.00%   |
| <b>TOTAL</b>       |              |              |              |            |            |            |         |
| Balance            | 1,178,539.56 | 1,947,037.37 | 1,228,664.33 | 458,734.79 | 857,847.59 | 115,769.59 | 0.00    |
| % Balance          | 0.21%        | 0.34%        | 0.22%        | 0.08%      | 0.15%      | 0.02%      | 0.00%   |
| # Loans            | 3            | 7            | 2            | 1          | 2          | 2          | 0       |
| % # Loans          | 0.08%        | 0.19%        | 0.05%        | 0.03%      | 0.05%      | 0.05%      | 0.00%   |

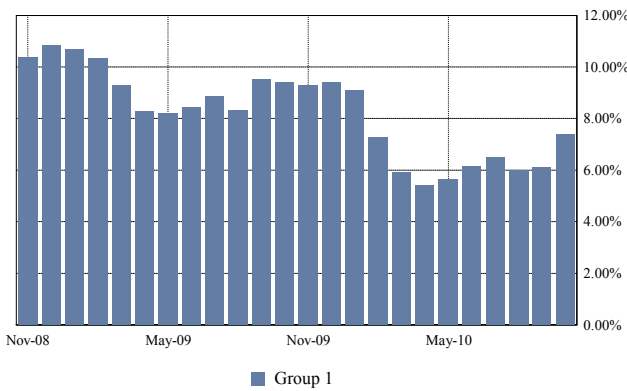
| TOTAL              | 49 PMTS | 50 PMTS | 51 PMTS | 52 PMTS | 53 PMTS | 54 PMTS | TOTAL          |
|--------------------|---------|---------|---------|---------|---------|---------|----------------|
| <b>DELINQUENT</b>  |         |         |         |         |         |         |                |
| Balance            | 0.00    | 0.00    | 0.00    | 0.00    | 0.00    | 0.00    | 96,117,244.26  |
| % Balance          | 0.00%   | 0.00%   | 0.00%   | 0.00%   | 0.00%   | 0.00%   | 17.00%         |
| # Loans            | 0       | 0       | 0       | 0       | 0       | 0       | 715            |
| % # Loans          | 0.00%   | 0.00%   | 0.00%   | 0.00%   | 0.00%   | 0.00%   | 19.38%         |
| <b>FORECLOSURE</b> |         |         |         |         |         |         |                |
| Balance            | 0.00    | 0.00    | 0.00    | 0.00    | 0.00    | 0.00    | 182,317,658.62 |
| % Balance          | 0.00%   | 0.00%   | 0.00%   | 0.00%   | 0.00%   | 0.00%   | 32.24%         |
| # Loans            | 0       | 0       | 0       | 0       | 0       | 0       | 890            |
| % # Loans          | 0.00%   | 0.00%   | 0.00%   | 0.00%   | 0.00%   | 0.00%   | 24.13%         |
| <b>BANKRUPTCY</b>  |         |         |         |         |         |         |                |
| Balance            | 0.00    | 0.00    | 0.00    | 0.00    | 0.00    | 0.00    | 25,052,021.01  |
| % Balance          | 0.00%   | 0.00%   | 0.00%   | 0.00%   | 0.00%   | 0.00%   | 4.43%          |
| # Loans            | 0       | 0       | 0       | 0       | 0       | 0       | 182            |
| % # Loans          | 0.00%   | 0.00%   | 0.00%   | 0.00%   | 0.00%   | 0.00%   | 4.93%          |
| <b>REO</b>         |         |         |         |         |         |         |                |
| Balance            | 0.00    | 0.00    | 0.00    | 0.00    | 0.00    | 0.00    | 13,891,051.58  |
| % Balance          | 0.00%   | 0.00%   | 0.00%   | 0.00%   | 0.00%   | 0.00%   | 2.46%          |
| # Loans            | 0       | 0       | 0       | 0       | 0       | 0       | 78             |
| % # Loans          | 0.00%   | 0.00%   | 0.00%   | 0.00%   | 0.00%   | 0.00%   | 2.11%          |
| <b>TOTAL</b>       |         |         |         |         |         |         |                |
| Balance            | 0.00    | 0.00    | 0.00    | 0.00    | 0.00    | 0.00    | 317,377,975.47 |
| % Balance          | 0.00%   | 0.00%   | 0.00%   | 0.00%   | 0.00%   | 0.00%   | 56.12%         |
| # Loans            | 0       | 0       | 0       | 0       | 0       | 0       | 1,865          |
| % # Loans          | 0.00%   | 0.00%   | 0.00%   | 0.00%   | 0.00%   | 0.00%   | 50.56%         |

#### GROUP 1

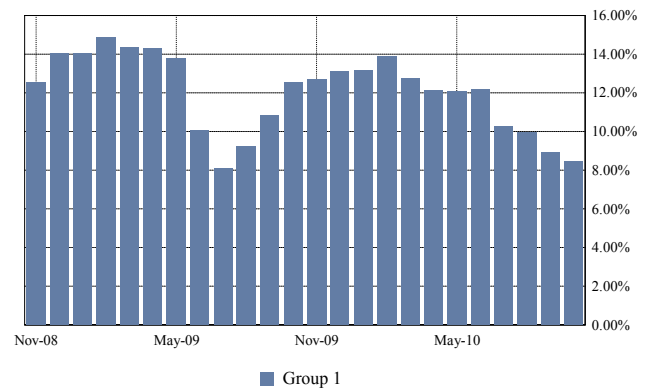
|             |           | < 1 PMT      | 1 PMT         | 2 PMTS       | 3+ PMTS        | TOTAL          |
|-------------|-----------|--------------|---------------|--------------|----------------|----------------|
| DELINQUENT  | Balance   |              | 13,744,046.42 | 7,467,035.35 | 24,339,812.72  | 45,550,894.49  |
|             | % Balance |              | 4.78%         | 2.60%        | 8.47%          | 15.85%         |
|             | # Loans   |              | 90            | 50           | 192            | 332            |
|             | % # Loans |              | 4.54%         | 2.52%        | 9.68%          | 16.74%         |
| FORECLOSURE | Balance   | 0.00         | 0.00          | 0.00         | 80,868,892.29  | 80,868,892.29  |
|             | % Balance | 0.00%        | 0.00%         | 0.00%        | 28.14%         | 28.14%         |
|             | # Loans   | 0            | 0             | 0            | 469            | 469            |
|             | % # Loans | 0.00%        | 0.00%         | 0.00%        | 23.65%         | 23.65%         |
| BANKRUPTCY  | Balance   | 3,147,566.56 | 476,397.82    | 479,735.56   | 8,751,157.06   | 12,854,857.00  |
|             | % Balance | 1.10%        | 0.17%         | 0.17%        | 3.05%          | 4.47%          |
|             | # Loans   | 22           | 4             | 3            | 68             | 97             |
|             | % # Loans | 1.11%        | 0.20%         | 0.15%        | 3.43%          | 4.89%          |
| REO         | Balance   | 0.00         | 0.00          | 0.00         | 6,580,233.00   | 6,580,233.00   |
|             | % Balance | 0.00%        | 0.00%         | 0.00%        | 2.29%          | 2.29%          |
|             | # Loans   | 0            | 0             | 0            | 41             | 41             |
|             | % # Loans | 0.00%        | 0.00%         | 0.00%        | 2.07%          | 2.07%          |
| TOTAL       | Balance   | 3,147,566.56 | 14,220,444.24 | 7,946,770.91 | 120,540,095.07 | 145,854,876.78 |
|             | % Balance | 1.10%        | 4.95%         | 2.77%        | 41.95%         | 50.76%         |
|             | # Loans   | 22           | 94            | 53           | 770            | 939            |
|             | % # Loans | 1.11%        | 4.74%         | 2.67%        | 38.83%         | 47.35%         |

Utilized OTS Delinquency Methodology for Calculating Delinquency Buckets and Amounts

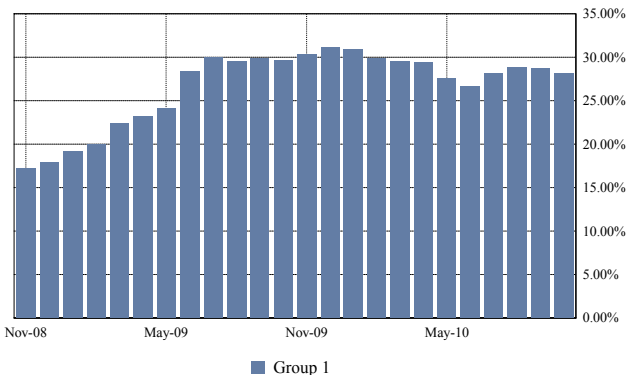
#### 1 or 2 Payments Delinquent



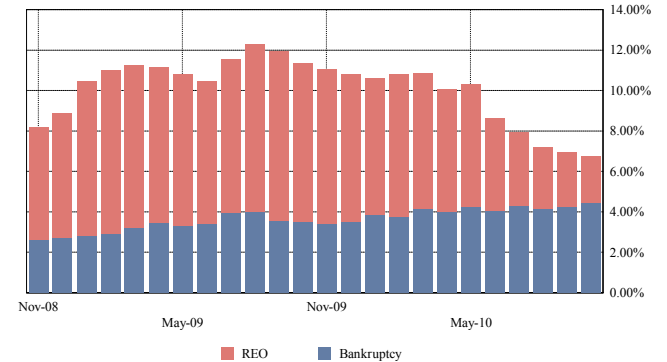
#### 3 or More Payments Delinquent



#### Total Foreclosure



#### Total Bankruptcy and REO



## Mortgage Pass-Through Certificates

October 25, 2010 Distribution

| GROUP 1            | < 1 PMT      | 1 PMT         | 2 PMTS       | 3 PMTS       | 4 PMTS       | 5 PMTS       | 6 PMTS       |
|--------------------|--------------|---------------|--------------|--------------|--------------|--------------|--------------|
| <b>DELINQUENT</b>  |              |               |              |              |              |              |              |
| Balance            |              | 13,744,046.42 | 7,467,035.35 | 2,981,619.42 | 2,358,678.69 | 2,633,762.84 | 1,563,369.52 |
| % Balance          |              | 4.78%         | 2.60%        | 1.04%        | 0.82%        | 0.92%        | 0.54%        |
| # Loans            |              | 90            | 50           | 27           | 17           | 18           | 9            |
| % # Loans          |              | 4.54%         | 2.52%        | 1.36%        | 0.86%        | 0.91%        | 0.45%        |
| <b>FORECLOSURE</b> |              |               |              |              |              |              |              |
| Balance            | 0.00         | 0.00          | 0.00         | 73,059.89    | 499,986.92   | 1,759,649.99 | 1,578,479.29 |
| % Balance          | 0.00%        | 0.00%         | 0.00%        | 0.03%        | 0.17%        | 0.61%        | 0.55%        |
| # Loans            | 0            | 0             | 0            | 1            | 4            | 12           | 11           |
| % # Loans          | 0.00%        | 0.00%         | 0.00%        | 0.05%        | 0.20%        | 0.61%        | 0.55%        |
| <b>BANKRUPTCY</b>  |              |               |              |              |              |              |              |
| Balance            | 3,147,566.56 | 476,397.82    | 479,735.56   | 817,674.39   | 410,713.67   | 410,001.40   | 263,371.41   |
| % Balance          | 1.10%        | 0.17%         | 0.17%        | 0.28%        | 0.14%        | 0.14%        | 0.09%        |
| # Loans            | 22           | 4             | 3            | 8            | 4            | 4            | 2            |
| % # Loans          | 1.11%        | 0.20%         | 0.15%        | 0.40%        | 0.20%        | 0.20%        | 0.10%        |
| <b>REO</b>         |              |               |              |              |              |              |              |
| Balance            | 0.00         | 0.00          | 0.00         | 0.00         | 0.00         | 0.00         | 0.00         |
| % Balance          | 0.00%        | 0.00%         | 0.00%        | 0.00%        | 0.00%        | 0.00%        | 0.00%        |
| # Loans            | 0            | 0             | 0            | 0            | 0            | 0            | 0            |
| % # Loans          | 0.00%        | 0.00%         | 0.00%        | 0.00%        | 0.00%        | 0.00%        | 0.00%        |
| <b>TOTAL</b>       |              |               |              |              |              |              |              |
| Balance            | 3,147,566.56 | 14,220,444.24 | 7,946,770.91 | 3,872,353.70 | 3,269,379.28 | 4,803,414.23 | 3,405,220.22 |
| % Balance          | 1.10%        | 4.95%         | 2.77%        | 1.35%        | 1.14%        | 1.67%        | 1.19%        |
| # Loans            | 22           | 94            | 53           | 36           | 25           | 34           | 22           |
| % # Loans          | 1.11%        | 4.74%         | 2.67%        | 1.82%        | 1.26%        | 1.71%        | 1.11%        |

| GROUP 1            | 7 PMTS       | 8 PMTS       | 9 PMTS       | 10 PMTS      | 11 PMTS      | 12 PMTS      | 13 PMTS      |
|--------------------|--------------|--------------|--------------|--------------|--------------|--------------|--------------|
| <b>DELINQUENT</b>  |              |              |              |              |              |              |              |
| Balance            | 1,059,989.14 | 1,406,586.91 | 1,491,022.48 | 1,893,323.49 | 1,015,541.18 | 1,506,268.51 | 832,645.37   |
| % Balance          | 0.37%        | 0.49%        | 0.52%        | 0.66%        | 0.35%        | 0.52%        | 0.29%        |
| # Loans            | 5            | 8            | 9            | 15           | 10           | 9            | 5            |
| % # Loans          | 0.25%        | 0.40%        | 0.45%        | 0.76%        | 0.50%        | 0.45%        | 0.25%        |
| <b>FORECLOSURE</b> |              |              |              |              |              |              |              |
| Balance            | 2,369,200.41 | 833,124.34   | 1,422,882.77 | 2,171,560.85 | 1,833,811.41 | 2,697,731.59 | 2,615,933.24 |
| % Balance          | 0.82%        | 0.29%        | 0.50%        | 0.76%        | 0.64%        | 0.94%        | 0.91%        |
| # Loans            | 17           | 8            | 8            | 12           | 13           | 20           | 16           |
| % # Loans          | 0.86%        | 0.40%        | 0.40%        | 0.61%        | 0.66%        | 1.01%        | 0.81%        |
| <b>BANKRUPTCY</b>  |              |              |              |              |              |              |              |
| Balance            | 738,971.22   | 98,258.70    | 404,133.91   | 178,933.62   | 522,252.97   | 144,858.77   | 223,267.65   |
| % Balance          | 0.26%        | 0.03%        | 0.14%        | 0.06%        | 0.18%        | 0.05%        | 0.08%        |
| # Loans            | 6            | 1            | 4            | 1            | 5            | 1            | 1            |
| % # Loans          | 0.30%        | 0.05%        | 0.20%        | 0.05%        | 0.25%        | 0.05%        | 0.05%        |
| <b>REO</b>         |              |              |              |              |              |              |              |
| Balance            | 0.00         | 0.00         | 223,726.16   | 147,901.46   | 106,301.86   | 208,423.26   | 63,501.43    |
| % Balance          | 0.00%        | 0.00%        | 0.08%        | 0.05%        | 0.04%        | 0.07%        | 0.02%        |
| # Loans            | 0            | 0            | 2            | 1            | 1            | 2            | 1            |
| % # Loans          | 0.00%        | 0.00%        | 0.10%        | 0.05%        | 0.05%        | 0.10%        | 0.05%        |
| <b>TOTAL</b>       |              |              |              |              |              |              |              |
| Balance            | 4,168,160.77 | 2,337,969.95 | 3,541,765.32 | 4,391,719.42 | 3,477,907.42 | 4,557,282.13 | 3,735,347.69 |
| % Balance          | 1.45%        | 0.81%        | 1.23%        | 1.53%        | 1.21%        | 1.59%        | 1.30%        |
| # Loans            | 28           | 17           | 23           | 29           | 29           | 32           | 23           |
| % # Loans          | 1.41%        | 0.86%        | 1.16%        | 1.46%        | 1.46%        | 1.61%        | 1.16%        |

## Mortgage Pass-Through Certificates

October 25, 2010 Distribution

| GROUP 1            | 14 PMTS      | 15 PMTS      | 16 PMTS      | 17 PMTS      | 18 PMTS      | 19 PMTS      | 20 PMTS      |
|--------------------|--------------|--------------|--------------|--------------|--------------|--------------|--------------|
| <b>DELINQUENT</b>  |              |              |              |              |              |              |              |
| Balance            | 555,403.83   | 658,828.33   | 805,020.12   | 260,731.43   | 61,506.17    | 161,874.94   | 273,679.06   |
| % Balance          | 0.19%        | 0.23%        | 0.28%        | 0.09%        | 0.02%        | 0.06%        | 0.10%        |
| # Loans            | 6            | 5            | 7            | 3            | 2            | 1            | 2            |
| % # Loans          | 0.30%        | 0.25%        | 0.35%        | 0.15%        | 0.10%        | 0.05%        | 0.10%        |
| <b>FORECLOSURE</b> |              |              |              |              |              |              |              |
| Balance            | 3,862,166.59 | 2,186,294.67 | 2,316,531.68 | 3,050,175.89 | 2,709,768.53 | 2,095,991.57 | 2,641,513.50 |
| % Balance          | 1.34%        | 0.76%        | 0.81%        | 1.06%        | 0.94%        | 0.73%        | 0.92%        |
| # Loans            | 26           | 12           | 13           | 20           | 17           | 15           | 16           |
| % # Loans          | 1.31%        | 0.61%        | 0.66%        | 1.01%        | 0.86%        | 0.76%        | 0.81%        |
| <b>BANKRUPTCY</b>  |              |              |              |              |              |              |              |
| Balance            | 504,348.08   | 85,421.90    | 719,099.74   | 614,915.08   | 109,321.47   | 232,868.78   | 0.00         |
| % Balance          | 0.18%        | 0.03%        | 0.25%        | 0.21%        | 0.04%        | 0.08%        | 0.00%        |
| # Loans            | 4            | 1            | 5            | 3            | 1            | 3            | 0            |
| % # Loans          | 0.20%        | 0.05%        | 0.25%        | 0.15%        | 0.05%        | 0.15%        | 0.00%        |
| <b>REO</b>         |              |              |              |              |              |              |              |
| Balance            | 371,381.55   | 74,918.70    | 115,328.94   | 0.00         | 0.00         | 113,356.14   | 0.00         |
| % Balance          | 0.13%        | 0.03%        | 0.04%        | 0.00%        | 0.00%        | 0.04%        | 0.00%        |
| # Loans            | 2            | 1            | 1            | 0            | 0            | 1            | 0            |
| % # Loans          | 0.10%        | 0.05%        | 0.05%        | 0.00%        | 0.00%        | 0.05%        | 0.00%        |
| <b>TOTAL</b>       |              |              |              |              |              |              |              |
| Balance            | 5,293,300.05 | 3,005,463.60 | 3,955,980.48 | 3,925,822.40 | 2,880,596.17 | 2,604,091.43 | 2,915,192.56 |
| % Balance          | 1.84%        | 1.05%        | 1.38%        | 1.37%        | 1.00%        | 0.91%        | 1.01%        |
| # Loans            | 38           | 19           | 26           | 26           | 20           | 20           | 18           |
| % # Loans          | 1.92%        | 0.96%        | 1.31%        | 1.31%        | 1.01%        | 1.01%        | 0.91%        |

| GROUP 1            | 21 PMTS      | 22 PMTS      | 23 PMTS      | 24 PMTS      | 25 PMTS      | 26 PMTS      | 27 PMTS      |
|--------------------|--------------|--------------|--------------|--------------|--------------|--------------|--------------|
| <b>DELINQUENT</b>  |              |              |              |              |              |              |              |
| Balance            | 65,884.07    | 569,872.57   | 104,077.11   | 241,723.95   | 432,678.38   | 114,400.00   | 211,440.06   |
| % Balance          | 0.02%        | 0.20%        | 0.04%        | 0.08%        | 0.15%        | 0.04%        | 0.07%        |
| # Loans            | 2            | 5            | 3            | 5            | 5            | 1            | 3            |
| % # Loans          | 0.10%        | 0.25%        | 0.15%        | 0.25%        | 0.25%        | 0.05%        | 0.15%        |
| <b>FORECLOSURE</b> |              |              |              |              |              |              |              |
| Balance            | 2,800,751.21 | 1,736,446.60 | 2,828,635.61 | 2,204,219.55 | 4,107,181.39 | 2,979,937.47 | 4,477,920.03 |
| % Balance          | 0.97%        | 0.60%        | 0.98%        | 0.77%        | 1.43%        | 1.04%        | 1.56%        |
| # Loans            | 14           | 11           | 16           | 12           | 21           | 17           | 20           |
| % # Loans          | 0.71%        | 0.55%        | 0.81%        | 0.61%        | 1.06%        | 0.86%        | 1.01%        |
| <b>BANKRUPTCY</b>  |              |              |              |              |              |              |              |
| Balance            | 299,842.59   | 426,389.14   | 149,096.30   | 209,443.58   | 0.00         | 0.00         | 0.00         |
| % Balance          | 0.10%        | 0.15%        | 0.05%        | 0.07%        | 0.00%        | 0.00%        | 0.00%        |
| # Loans            | 3            | 3            | 2            | 1            | 0            | 0            | 0            |
| % # Loans          | 0.15%        | 0.15%        | 0.10%        | 0.05%        | 0.00%        | 0.00%        | 0.00%        |
| <b>REO</b>         |              |              |              |              |              |              |              |
| Balance            | 149,053.83   | 458,316.99   | 0.00         | 263,006.23   | 886,823.68   | 348,716.06   | 237,979.96   |
| % Balance          | 0.05%        | 0.16%        | 0.00%        | 0.09%        | 0.31%        | 0.12%        | 0.08%        |
| # Loans            | 1            | 3            | 0            | 2            | 6            | 2            | 1            |
| % # Loans          | 0.05%        | 0.15%        | 0.00%        | 0.10%        | 0.30%        | 0.10%        | 0.05%        |
| <b>TOTAL</b>       |              |              |              |              |              |              |              |
| Balance            | 3,315,531.70 | 3,191,025.30 | 3,081,809.02 | 2,918,393.31 | 5,426,683.45 | 3,443,053.53 | 4,927,340.05 |
| % Balance          | 1.15%        | 1.11%        | 1.07%        | 1.02%        | 1.89%        | 1.20%        | 1.71%        |
| # Loans            | 20           | 22           | 21           | 20           | 32           | 20           | 24           |
| % # Loans          | 1.01%        | 1.11%        | 1.06%        | 1.01%        | 1.61%        | 1.01%        | 1.21%        |

## Mortgage Pass-Through Certificates

October 25, 2010 Distribution

| GROUP 1            | 28 PMTS      | 29 PMTS      | 30 PMTS      | 31 PMTS      | 32 PMTS      | 33 PMTS      | 34 PMTS      |
|--------------------|--------------|--------------|--------------|--------------|--------------|--------------|--------------|
| <b>DELINQUENT</b>  |              |              |              |              |              |              |              |
| Balance            | 61,293.41    | 21,793.54    | 0.00         | 378,641.51   | 237,075.15   | 55,465.26    | 55,575.33    |
| % Balance          | 0.02%        | 0.01%        | 0.00%        | 0.13%        | 0.08%        | 0.02%        | 0.02%        |
| # Loans            | 2            | 1            | 0            | 2            | 2            | 1            | 1            |
| % # Loans          | 0.10%        | 0.05%        | 0.00%        | 0.10%        | 0.10%        | 0.05%        | 0.05%        |
| <b>FORECLOSURE</b> |              |              |              |              |              |              |              |
| Balance            | 2,079,394.94 | 2,274,980.97 | 3,292,135.28 | 2,212,044.19 | 2,039,977.89 | 1,020,070.06 | 2,620,970.39 |
| % Balance          | 0.72%        | 0.79%        | 1.15%        | 0.77%        | 0.71%        | 0.35%        | 0.91%        |
| # Loans            | 12           | 12           | 16           | 13           | 9            | 7            | 10           |
| % # Loans          | 0.61%        | 0.61%        | 0.81%        | 0.66%        | 0.45%        | 0.35%        | 0.50%        |
| <b>BANKRUPTCY</b>  |              |              |              |              |              |              |              |
| Balance            | 111,679.69   | 0.00         | 611,771.89   | 0.00         | 146,774.28   | 0.00         | 0.00         |
| % Balance          | 0.04%        | 0.00%        | 0.21%        | 0.00%        | 0.05%        | 0.00%        | 0.00%        |
| # Loans            | 1            | 0            | 2            | 0            | 1            | 0            | 0            |
| % # Loans          | 0.05%        | 0.00%        | 0.10%        | 0.00%        | 0.05%        | 0.00%        | 0.00%        |
| <b>REO</b>         |              |              |              |              |              |              |              |
| Balance            | 468,784.06   | 0.00         | 292,283.65   | 626,455.81   | 0.00         | 0.00         | 932,997.96   |
| % Balance          | 0.16%        | 0.00%        | 0.10%        | 0.22%        | 0.00%        | 0.00%        | 0.32%        |
| # Loans            | 3            | 0            | 1            | 4            | 0            | 0            | 3            |
| % # Loans          | 0.15%        | 0.00%        | 0.05%        | 0.20%        | 0.00%        | 0.00%        | 0.15%        |
| <b>TOTAL</b>       |              |              |              |              |              |              |              |
| Balance            | 2,721,152.10 | 2,296,774.51 | 4,196,190.82 | 3,217,141.51 | 2,423,827.32 | 1,075,535.32 | 3,609,543.68 |
| % Balance          | 0.95%        | 0.80%        | 1.46%        | 1.12%        | 0.84%        | 0.37%        | 1.26%        |
| # Loans            | 18           | 13           | 19           | 19           | 12           | 8            | 14           |
| % # Loans          | 0.91%        | 0.66%        | 0.96%        | 0.96%        | 0.61%        | 0.40%        | 0.71%        |

| GROUP 1            | 35 PMTS      | 36 PMTS      | 37 PMTS    | 38 PMTS    | 39 PMTS    | 40 PMTS    | 41 PMTS |
|--------------------|--------------|--------------|------------|------------|------------|------------|---------|
| <b>DELINQUENT</b>  |              |              |            |            |            |            |         |
| Balance            | 0.00         | 0.00         | 0.00       | 0.00       | 270,040.95 | 0.00       | 0.00    |
| % Balance          | 0.00%        | 0.00%        | 0.00%      | 0.00%      | 0.09%      | 0.00%      | 0.00%   |
| # Loans            | 0            | 0            | 0          | 0          | 1          | 0          | 0       |
| % # Loans          | 0.00%        | 0.00%        | 0.00%      | 0.00%      | 0.05%      | 0.00%      | 0.00%   |
| <b>FORECLOSURE</b> |              |              |            |            |            |            |         |
| Balance            | 2,160,565.34 | 1,658,356.48 | 921,758.45 | 587,241.48 | 509,485.50 | 438,533.54 | 0.00    |
| % Balance          | 0.75%        | 0.58%        | 0.32%      | 0.20%      | 0.18%      | 0.15%      | 0.00%   |
| # Loans            | 10           | 9            | 6          | 3          | 2          | 2          | 0       |
| % # Loans          | 0.50%        | 0.45%        | 0.30%      | 0.15%      | 0.10%      | 0.10%      | 0.00%   |
| <b>BANKRUPTCY</b>  |              |              |            |            |            |            |         |
| Balance            | 317,746.83   | 0.00         | 0.00       | 0.00       | 0.00       | 0.00       | 0.00    |
| % Balance          | 0.11%        | 0.00%        | 0.00%      | 0.00%      | 0.00%      | 0.00%      | 0.00%   |
| # Loans            | 1            | 0            | 0          | 0          | 0          | 0          | 0       |
| % # Loans          | 0.05%        | 0.00%        | 0.00%      | 0.00%      | 0.00%      | 0.00%      | 0.00%   |
| <b>REO</b>         |              |              |            |            |            |            |         |
| Balance            | 0.00         | 0.00         | 0.00       | 203,765.13 | 61,110.14  | 226,100.00 | 0.00    |
| % Balance          | 0.00%        | 0.00%        | 0.00%      | 0.07%      | 0.02%      | 0.08%      | 0.00%   |
| # Loans            | 0            | 0            | 0          | 1          | 1          | 1          | 0       |
| % # Loans          | 0.00%        | 0.00%        | 0.00%      | 0.05%      | 0.05%      | 0.05%      | 0.00%   |
| <b>TOTAL</b>       |              |              |            |            |            |            |         |
| Balance            | 2,478,312.17 | 1,658,356.48 | 921,758.45 | 791,006.61 | 840,636.59 | 664,633.54 | 0.00    |
| % Balance          | 0.86%        | 0.58%        | 0.32%      | 0.28%      | 0.29%      | 0.23%      | 0.00%   |
| # Loans            | 11           | 9            | 6          | 4          | 4          | 3          | 0       |
| % # Loans          | 0.55%        | 0.45%        | 0.30%      | 0.20%      | 0.20%      | 0.15%      | 0.00%   |

## Mortgage Pass-Through Certificates

October 25, 2010 Distribution

| GROUP 1            | 42 PMTS | 43 PMTS    | 44 PMTS | 45 PMTS | 46 PMTS    | 47 PMTS   | 48 PMTS |
|--------------------|---------|------------|---------|---------|------------|-----------|---------|
| <b>DELINQUENT</b>  |         |            |         |         |            |           |         |
| Balance            | 0.00    | 0.00       | 0.00    | 0.00    | 0.00       | 0.00      | 0.00    |
| % Balance          | 0.00%   | 0.00%      | 0.00%   | 0.00%   | 0.00%      | 0.00%     | 0.00%   |
| # Loans            | 0       | 0          | 0       | 0       | 0          | 0         | 0       |
| % # Loans          | 0.00%   | 0.00%      | 0.00%   | 0.00%   | 0.00%      | 0.00%     | 0.00%   |
| <b>FORECLOSURE</b> |         |            |         |         |            |           |         |
| Balance            | 0.00    | 918,056.03 | 0.00    | 0.00    | 217,976.51 | 64,390.25 | 0.00    |
| % Balance          | 0.00%   | 0.32%      | 0.00%   | 0.00%   | 0.08%      | 0.02%     | 0.00%   |
| # Loans            | 0       | 4          | 0       | 0       | 1          | 1         | 0       |
| % # Loans          | 0.00%   | 0.20%      | 0.00%   | 0.00%   | 0.05%      | 0.05%     | 0.00%   |
| <b>BANKRUPTCY</b>  |         |            |         |         |            |           |         |
| Balance            | 0.00    | 0.00       | 0.00    | 0.00    | 0.00       | 0.00      | 0.00    |
| % Balance          | 0.00%   | 0.00%      | 0.00%   | 0.00%   | 0.00%      | 0.00%     | 0.00%   |
| # Loans            | 0       | 0          | 0       | 0       | 0          | 0         | 0       |
| % # Loans          | 0.00%   | 0.00%      | 0.00%   | 0.00%   | 0.00%      | 0.00%     | 0.00%   |
| <b>REO</b>         |         |            |         |         |            |           |         |
| Balance            | 0.00    | 0.00       | 0.00    | 0.00    | 0.00       | 0.00      | 0.00    |
| % Balance          | 0.00%   | 0.00%      | 0.00%   | 0.00%   | 0.00%      | 0.00%     | 0.00%   |
| # Loans            | 0       | 0          | 0       | 0       | 0          | 0         | 0       |
| % # Loans          | 0.00%   | 0.00%      | 0.00%   | 0.00%   | 0.00%      | 0.00%     | 0.00%   |
| <b>TOTAL</b>       |         |            |         |         |            |           |         |
| Balance            | 0.00    | 918,056.03 | 0.00    | 0.00    | 217,976.51 | 64,390.25 | 0.00    |
| % Balance          | 0.00%   | 0.32%      | 0.00%   | 0.00%   | 0.08%      | 0.02%     | 0.00%   |
| # Loans            | 0       | 4          | 0       | 0       | 1          | 1         | 0       |
| % # Loans          | 0.00%   | 0.20%      | 0.00%   | 0.00%   | 0.05%      | 0.05%     | 0.00%   |

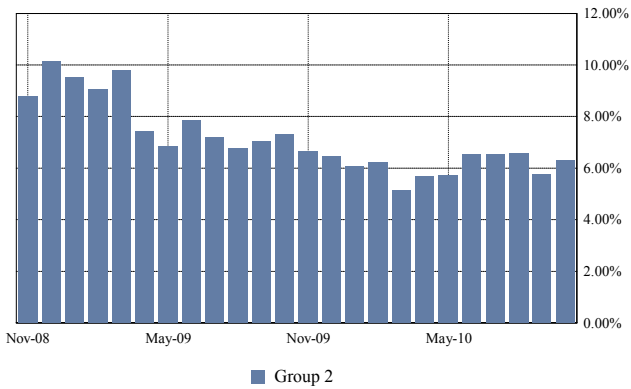
| GROUP 1            | 49 PMTS | 50 PMTS | 51 PMTS | 52 PMTS | 53 PMTS | 54 PMTS | TOTAL          |
|--------------------|---------|---------|---------|---------|---------|---------|----------------|
| <b>DELINQUENT</b>  |         |         |         |         |         |         |                |
| Balance            | 0.00    | 0.00    | 0.00    | 0.00    | 0.00    | 0.00    | 45,550,894.49  |
| % Balance          | 0.00%   | 0.00%   | 0.00%   | 0.00%   | 0.00%   | 0.00%   | 15.85%         |
| # Loans            | 0       | 0       | 0       | 0       | 0       | 0       | 332            |
| % # Loans          | 0.00%   | 0.00%   | 0.00%   | 0.00%   | 0.00%   | 0.00%   | 16.74%         |
| <b>FORECLOSURE</b> |         |         |         |         |         |         |                |
| Balance            | 0.00    | 0.00    | 0.00    | 0.00    | 0.00    | 0.00    | 80,868,892.29  |
| % Balance          | 0.00%   | 0.00%   | 0.00%   | 0.00%   | 0.00%   | 0.00%   | 28.14%         |
| # Loans            | 0       | 0       | 0       | 0       | 0       | 0       | 469            |
| % # Loans          | 0.00%   | 0.00%   | 0.00%   | 0.00%   | 0.00%   | 0.00%   | 23.65%         |
| <b>BANKRUPTCY</b>  |         |         |         |         |         |         |                |
| Balance            | 0.00    | 0.00    | 0.00    | 0.00    | 0.00    | 0.00    | 12,854,857.00  |
| % Balance          | 0.00%   | 0.00%   | 0.00%   | 0.00%   | 0.00%   | 0.00%   | 4.47%          |
| # Loans            | 0       | 0       | 0       | 0       | 0       | 0       | 97             |
| % # Loans          | 0.00%   | 0.00%   | 0.00%   | 0.00%   | 0.00%   | 0.00%   | 4.89%          |
| <b>REO</b>         |         |         |         |         |         |         |                |
| Balance            | 0.00    | 0.00    | 0.00    | 0.00    | 0.00    | 0.00    | 6,580,233.00   |
| % Balance          | 0.00%   | 0.00%   | 0.00%   | 0.00%   | 0.00%   | 0.00%   | 2.29%          |
| # Loans            | 0       | 0       | 0       | 0       | 0       | 0       | 41             |
| % # Loans          | 0.00%   | 0.00%   | 0.00%   | 0.00%   | 0.00%   | 0.00%   | 2.07%          |
| <b>TOTAL</b>       |         |         |         |         |         |         |                |
| Balance            | 0.00    | 0.00    | 0.00    | 0.00    | 0.00    | 0.00    | 145,854,876.78 |
| % Balance          | 0.00%   | 0.00%   | 0.00%   | 0.00%   | 0.00%   | 0.00%   | 50.76%         |
| # Loans            | 0       | 0       | 0       | 0       | 0       | 0       | 939            |
| % # Loans          | 0.00%   | 0.00%   | 0.00%   | 0.00%   | 0.00%   | 0.00%   | 47.35%         |

#### GROUP 2

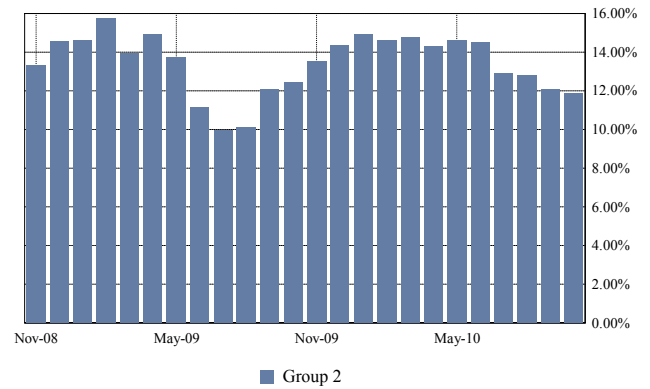
|             |           | < 1 PMT      | 1 PMT         | 2 PMTS       | 3+ PMTS        | TOTAL          |
|-------------|-----------|--------------|---------------|--------------|----------------|----------------|
| DELINQUENT  | Balance   |              | 11,833,677.61 | 5,680,050.09 | 33,052,622.07  | 50,566,349.77  |
|             | % Balance |              | 4.25%         | 2.04%        | 11.88%         | 18.18%         |
|             | # Loans   |              | 74            | 36           | 273            | 383            |
|             | % # Loans |              | 4.34%         | 2.11%        | 16.00%         | 22.45%         |
| FORECLOSURE | Balance   | 0.00         | 0.00          | 0.00         | 101,448,766.33 | 101,448,766.33 |
|             | % Balance | 0.00%        | 0.00%         | 0.00%        | 36.47%         | 36.47%         |
|             | # Loans   | 0            | 0             | 0            | 421            | 421            |
|             | % # Loans | 0.00%        | 0.00%         | 0.00%        | 24.68%         | 24.68%         |
| BANKRUPTCY  | Balance   | 3,396,542.62 | 429,101.71    | 200,061.03   | 8,171,458.65   | 12,197,164.01  |
|             | % Balance | 1.22%        | 0.15%         | 0.07%        | 2.94%          | 4.39%          |
|             | # Loans   | 30           | 4             | 1            | 50             | 85             |
|             | % # Loans | 1.76%        | 0.23%         | 0.06%        | 2.93%          | 4.98%          |
| REO         | Balance   | 0.00         | 0.00          | 0.00         | 7,310,818.58   | 7,310,818.58   |
|             | % Balance | 0.00%        | 0.00%         | 0.00%        | 2.63%          | 2.63%          |
|             | # Loans   | 0            | 0             | 0            | 37             | 37             |
|             | % # Loans | 0.00%        | 0.00%         | 0.00%        | 2.17%          | 2.17%          |
| TOTAL       | Balance   | 3,396,542.62 | 12,262,779.32 | 5,880,111.12 | 149,983,665.63 | 171,523,098.69 |
|             | % Balance | 1.22%        | 4.41%         | 2.11%        | 53.92%         | 61.67%         |
|             | # Loans   | 30           | 78            | 37           | 781            | 926            |
|             | % # Loans | 1.76%        | 4.57%         | 2.17%        | 45.78%         | 54.28%         |

Utilized OTS Delinquency Methodology for Calculating Delinquency Buckets and Amounts

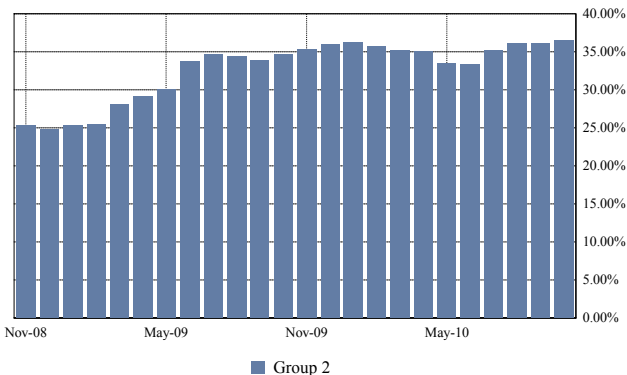
#### 1 or 2 Payments Delinquent



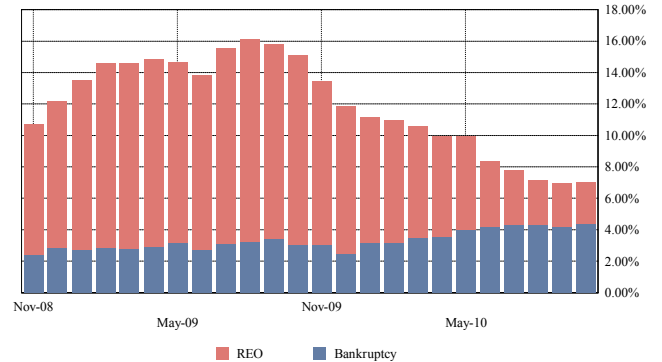
#### 3 or More Payments Delinquent



#### Total Foreclosure



#### Total Bankruptcy and REO



| GROUP 2            | < 1 PMT      | 1 PMT         | 2 PMTS       | 3 PMTS       | 4 PMTS       | 5 PMTS       | 6 PMTS       |
|--------------------|--------------|---------------|--------------|--------------|--------------|--------------|--------------|
| <b>DELINQUENT</b>  |              |               |              |              |              |              |              |
| Balance            |              | 11,833,677.61 | 5,680,050.09 | 5,048,660.82 | 1,563,432.07 | 2,788,715.95 | 2,527,636.11 |
| % Balance          |              | 4.25%         | 2.04%        | 1.82%        | 0.56%        | 1.00%        | 0.91%        |
| # Loans            |              | 74            | 36           | 29           | 14           | 19           | 19           |
| % # Loans          |              | 4.34%         | 2.11%        | 1.70%        | 0.82%        | 1.11%        | 1.11%        |
| <b>FORECLOSURE</b> |              |               |              |              |              |              |              |
| Balance            | 0.00         | 0.00          | 0.00         | 499,325.60   | 1,096,341.20 | 2,467,473.87 | 1,844,829.69 |
| % Balance          | 0.00%        | 0.00%         | 0.00%        | 0.18%        | 0.39%        | 0.89%        | 0.66%        |
| # Loans            | 0            | 0             | 0            | 3            | 6            | 13           | 10           |
| % # Loans          | 0.00%        | 0.00%         | 0.00%        | 0.18%        | 0.35%        | 0.76%        | 0.59%        |
| <b>BANKRUPTCY</b>  |              |               |              |              |              |              |              |
| Balance            | 3,396,542.62 | 429,101.71    | 200,061.03   | 52,966.30    | 84,929.58    | 301,169.84   | 0.00         |
| % Balance          | 1.22%        | 0.15%         | 0.07%        | 0.02%        | 0.03%        | 0.11%        | 0.00%        |
| # Loans            | 30           | 4             | 1            | 1            | 2            | 3            | 0            |
| % # Loans          | 1.76%        | 0.23%         | 0.06%        | 0.06%        | 0.12%        | 0.18%        | 0.00%        |
| <b>REO</b>         |              |               |              |              |              |              |              |
| Balance            | 0.00         | 0.00          | 0.00         | 0.00         | 0.00         | 0.00         | 237,366.43   |
| % Balance          | 0.00%        | 0.00%         | 0.00%        | 0.00%        | 0.00%        | 0.00%        | 0.09%        |
| # Loans            | 0            | 0             | 0            | 0            | 0            | 0            | 1            |
| % # Loans          | 0.00%        | 0.00%         | 0.00%        | 0.00%        | 0.00%        | 0.00%        | 0.06%        |
| <b>TOTAL</b>       |              |               |              |              |              |              |              |
| Balance            | 3,396,542.62 | 12,262,779.32 | 5,880,111.12 | 5,600,952.72 | 2,744,702.85 | 5,557,359.66 | 4,609,832.23 |
| % Balance          | 1.22%        | 4.41%         | 2.11%        | 2.01%        | 0.99%        | 2.00%        | 1.66%        |
| # Loans            | 30           | 78            | 37           | 33           | 22           | 35           | 30           |
| % # Loans          | 1.76%        | 4.57%         | 2.17%        | 1.93%        | 1.29%        | 2.05%        | 1.76%        |

| GROUP 2            | 7 PMTS       | 8 PMTS       | 9 PMTS       | 10 PMTS      | 11 PMTS      | 12 PMTS      | 13 PMTS      |
|--------------------|--------------|--------------|--------------|--------------|--------------|--------------|--------------|
| <b>DELINQUENT</b>  |              |              |              |              |              |              |              |
| Balance            | 1,139,928.82 | 1,341,237.10 | 1,071,428.09 | 1,700,967.71 | 1,627,673.80 | 185,223.36   | 1,163,892.26 |
| % Balance          | 0.41%        | 0.48%        | 0.39%        | 0.61%        | 0.59%        | 0.07%        | 0.42%        |
| # Loans            | 9            | 9            | 10           | 16           | 9            | 4            | 12           |
| % # Loans          | 0.53%        | 0.53%        | 0.59%        | 0.94%        | 0.53%        | 0.23%        | 0.70%        |
| <b>FORECLOSURE</b> |              |              |              |              |              |              |              |
| Balance            | 1,655,857.83 | 1,641,665.70 | 649,080.29   | 2,598,735.18 | 2,765,318.97 | 2,351,162.62 | 2,644,745.69 |
| % Balance          | 0.60%        | 0.59%        | 0.23%        | 0.93%        | 0.99%        | 0.85%        | 0.95%        |
| # Loans            | 10           | 7            | 4            | 12           | 12           | 13           | 13           |
| % # Loans          | 0.59%        | 0.41%        | 0.23%        | 0.70%        | 0.70%        | 0.76%        | 0.76%        |
| <b>BANKRUPTCY</b>  |              |              |              |              |              |              |              |
| Balance            | 97,256.06    | 432,266.49   | 324,556.75   | 0.00         | 490,080.91   | 299,371.88   | 394,469.97   |
| % Balance          | 0.03%        | 0.16%        | 0.12%        | 0.00%        | 0.18%        | 0.11%        | 0.14%        |
| # Loans            | 1            | 3            | 3            | 0            | 3            | 1            | 3            |
| % # Loans          | 0.06%        | 0.18%        | 0.18%        | 0.00%        | 0.18%        | 0.06%        | 0.18%        |
| <b>REO</b>         |              |              |              |              |              |              |              |
| Balance            | 0.00         | 0.00         | 67,067.13    | 0.00         | 53,673.90    | 233,883.80   | 185,400.00   |
| % Balance          | 0.00%        | 0.00%        | 0.02%        | 0.00%        | 0.02%        | 0.08%        | 0.07%        |
| # Loans            | 0            | 0            | 1            | 0            | 1            | 2            | 1            |
| % # Loans          | 0.00%        | 0.00%        | 0.06%        | 0.00%        | 0.06%        | 0.12%        | 0.06%        |
| <b>TOTAL</b>       |              |              |              |              |              |              |              |
| Balance            | 2,893,042.71 | 3,415,169.29 | 2,112,132.26 | 4,299,702.89 | 4,936,747.58 | 3,069,641.66 | 4,388,507.92 |
| % Balance          | 1.04%        | 1.23%        | 0.76%        | 1.55%        | 1.77%        | 1.10%        | 1.58%        |
| # Loans            | 20           | 19           | 18           | 28           | 25           | 20           | 29           |
| % # Loans          | 1.17%        | 1.11%        | 1.06%        | 1.64%        | 1.47%        | 1.17%        | 1.70%        |

## Mortgage Pass-Through Certificates

October 25, 2010 Distribution

| GROUP 2            | 14 PMTS      | 15 PMTS      | 16 PMTS      | 17 PMTS      | 18 PMTS      | 19 PMTS      | 20 PMTS      |
|--------------------|--------------|--------------|--------------|--------------|--------------|--------------|--------------|
| <b>DELINQUENT</b>  |              |              |              |              |              |              |              |
| Balance            | 965,233.92   | 312,343.45   | 647,120.34   | 1,289,622.22 | 887,820.97   | 325,995.32   | 683,531.59   |
| % Balance          | 0.35%        | 0.11%        | 0.23%        | 0.46%        | 0.32%        | 0.12%        | 0.25%        |
| # Loans            | 8            | 5            | 9            | 6            | 9            | 5            | 5            |
| % # Loans          | 0.47%        | 0.29%        | 0.53%        | 0.35%        | 0.53%        | 0.29%        | 0.29%        |
| <b>FORECLOSURE</b> |              |              |              |              |              |              |              |
| Balance            | 2,232,625.56 | 3,002,138.64 | 3,559,647.05 | 4,424,298.33 | 2,636,498.47 | 2,688,327.46 | 2,864,709.06 |
| % Balance          | 0.80%        | 1.08%        | 1.28%        | 1.59%        | 0.95%        | 0.97%        | 1.03%        |
| # Loans            | 11           | 20           | 15           | 20           | 13           | 13           | 14           |
| % # Loans          | 0.64%        | 1.17%        | 0.88%        | 1.17%        | 0.76%        | 0.76%        | 0.82%        |
| <b>BANKRUPTCY</b>  |              |              |              |              |              |              |              |
| Balance            | 551,283.07   | 109,309.57   | 199,734.44   | 351,124.51   | 439,194.05   | 83,870.12    | 612,479.80   |
| % Balance          | 0.20%        | 0.04%        | 0.07%        | 0.13%        | 0.16%        | 0.03%        | 0.22%        |
| # Loans            | 3            | 1            | 2            | 2            | 1            | 1            | 2            |
| % # Loans          | 0.18%        | 0.06%        | 0.12%        | 0.12%        | 0.06%        | 0.06%        | 0.12%        |
| <b>REO</b>         |              |              |              |              |              |              |              |
| Balance            | 145,141.81   | 107,723.51   | 707,978.76   | 108,375.93   | 0.00         | 0.00         | 855,893.40   |
| % Balance          | 0.05%        | 0.04%        | 0.25%        | 0.04%        | 0.00%        | 0.00%        | 0.31%        |
| # Loans            | 1            | 1            | 2            | 1            | 0            | 0            | 5            |
| % # Loans          | 0.06%        | 0.06%        | 0.12%        | 0.06%        | 0.00%        | 0.00%        | 0.29%        |
| <b>TOTAL</b>       |              |              |              |              |              |              |              |
| Balance            | 3,894,284.36 | 3,531,515.17 | 5,114,480.59 | 6,173,420.99 | 3,963,513.49 | 3,098,192.90 | 5,016,613.85 |
| % Balance          | 1.40%        | 1.27%        | 1.84%        | 2.22%        | 1.42%        | 1.11%        | 1.80%        |
| # Loans            | 23           | 27           | 28           | 29           | 23           | 19           | 26           |
| % # Loans          | 1.35%        | 1.58%        | 1.64%        | 1.70%        | 1.35%        | 1.11%        | 1.52%        |

| GROUP 2            | 21 PMTS      | 22 PMTS      | 23 PMTS      | 24 PMTS      | 25 PMTS      | 26 PMTS      | 27 PMTS      |
|--------------------|--------------|--------------|--------------|--------------|--------------|--------------|--------------|
| <b>DELINQUENT</b>  |              |              |              |              |              |              |              |
| Balance            | 859,863.94   | 476,884.84   | 1,291,520.84 | 688,644.83   | 505,765.19   | 557,790.04   | 156,951.15   |
| % Balance          | 0.31%        | 0.17%        | 0.46%        | 0.25%        | 0.18%        | 0.20%        | 0.06%        |
| # Loans            | 10           | 5            | 9            | 6            | 2            | 4            | 3            |
| % # Loans          | 0.59%        | 0.29%        | 0.53%        | 0.35%        | 0.12%        | 0.23%        | 0.18%        |
| <b>FORECLOSURE</b> |              |              |              |              |              |              |              |
| Balance            | 2,865,047.49 | 3,176,389.95 | 4,031,181.54 | 4,262,579.70 | 2,255,765.96 | 1,871,811.33 | 2,148,649.21 |
| % Balance          | 1.03%        | 1.14%        | 1.45%        | 1.53%        | 0.81%        | 0.67%        | 0.77%        |
| # Loans            | 14           | 14           | 13           | 19           | 10           | 8            | 9            |
| % # Loans          | 0.82%        | 0.82%        | 0.76%        | 1.11%        | 0.59%        | 0.47%        | 0.53%        |
| <b>BANKRUPTCY</b>  |              |              |              |              |              |              |              |
| Balance            | 26,781.10    | 80,893.88    | 59,198.49    | 75,472.69    | 269,602.44   | 0.00         | 458,856.94   |
| % Balance          | 0.01%        | 0.03%        | 0.02%        | 0.03%        | 0.10%        | 0.00%        | 0.16%        |
| # Loans            | 1            | 2            | 1            | 1            | 2            | 0            | 1            |
| % # Loans          | 0.06%        | 0.12%        | 0.06%        | 0.06%        | 0.12%        | 0.00%        | 0.06%        |
| <b>REO</b>         |              |              |              |              |              |              |              |
| Balance            | 182,034.29   | 0.00         | 745,925.84   | 491,747.57   | 170,267.00   | 853,853.61   | 0.00         |
| % Balance          | 0.07%        | 0.00%        | 0.27%        | 0.18%        | 0.06%        | 0.31%        | 0.00%        |
| # Loans            | 1            | 0            | 3            | 1            | 1            | 5            | 0            |
| % # Loans          | 0.06%        | 0.00%        | 0.18%        | 0.06%        | 0.06%        | 0.29%        | 0.00%        |
| <b>TOTAL</b>       |              |              |              |              |              |              |              |
| Balance            | 3,933,726.82 | 3,734,168.67 | 6,127,826.71 | 5,518,444.79 | 3,201,400.59 | 3,283,454.98 | 2,764,457.30 |
| % Balance          | 1.41%        | 1.34%        | 2.20%        | 1.98%        | 1.15%        | 1.18%        | 0.99%        |
| # Loans            | 26           | 21           | 26           | 27           | 15           | 17           | 13           |
| % # Loans          | 1.52%        | 1.23%        | 1.52%        | 1.58%        | 0.88%        | 1.00%        | 0.76%        |

## Mortgage Pass-Through Certificates

October 25, 2010 Distribution

| GROUP 2            | 28 PMTS      | 29 PMTS      | 30 PMTS      | 31 PMTS    | 32 PMTS      | 33 PMTS      | 34 PMTS      |
|--------------------|--------------|--------------|--------------|------------|--------------|--------------|--------------|
| <b>DELINQUENT</b>  |              |              |              |            |              |              |              |
| Balance            | 326,495.74   | 102,908.49   | 632,127.61   | 50,657.10  | 97,793.17    | 288,281.19   | 555,929.06   |
| % Balance          | 0.12%        | 0.04%        | 0.23%        | 0.02%      | 0.04%        | 0.10%        | 0.20%        |
| # Loans            | 6            | 2            | 8            | 1          | 2            | 5            | 5            |
| % # Loans          | 0.35%        | 0.12%        | 0.47%        | 0.06%      | 0.12%        | 0.29%        | 0.29%        |
| <b>FORECLOSURE</b> |              |              |              |            |              |              |              |
| Balance            | 2,717,080.42 | 2,810,871.55 | 4,460,923.28 | 767,980.59 | 3,274,868.69 | 2,711,457.42 | 4,408,336.05 |
| % Balance          | 0.98%        | 1.01%        | 1.60%        | 0.28%      | 1.18%        | 0.97%        | 1.58%        |
| # Loans            | 12           | 10           | 14           | 4          | 12           | 9            | 13           |
| % # Loans          | 0.70%        | 0.59%        | 0.82%        | 0.23%      | 0.70%        | 0.53%        | 0.76%        |
| <b>BANKRUPTCY</b>  |              |              |              |            |              |              |              |
| Balance            | 0.00         | 0.00         | 583,747.65   | 89,579.18  | 0.00         | 579,074.72   | 0.00         |
| % Balance          | 0.00%        | 0.00%        | 0.21%        | 0.03%      | 0.00%        | 0.21%        | 0.00%        |
| # Loans            | 0            | 0            | 2            | 1          | 0            | 2            | 0            |
| % # Loans          | 0.00%        | 0.00%        | 0.12%        | 0.06%      | 0.00%        | 0.12%        | 0.00%        |
| <b>REO</b>         |              |              |              |            |              |              |              |
| Balance            | 99,436.69    | 0.00         | 49,497.70    | 0.00       | 82,624.91    | 0.00         | 0.00         |
| % Balance          | 0.04%        | 0.00%        | 0.02%        | 0.00%      | 0.03%        | 0.00%        | 0.00%        |
| # Loans            | 1            | 0            | 1            | 0          | 1            | 0            | 0            |
| % # Loans          | 0.06%        | 0.00%        | 0.06%        | 0.00%      | 0.06%        | 0.00%        | 0.00%        |
| <b>TOTAL</b>       |              |              |              |            |              |              |              |
| Balance            | 3,143,012.85 | 2,913,780.04 | 5,726,296.24 | 908,216.87 | 3,455,286.77 | 3,578,813.33 | 4,964,265.11 |
| % Balance          | 1.13%        | 1.05%        | 2.06%        | 0.33%      | 1.24%        | 1.29%        | 1.78%        |
| # Loans            | 19           | 12           | 25           | 6          | 15           | 16           | 18           |
| % # Loans          | 1.11%        | 0.70%        | 1.47%        | 0.35%      | 0.88%        | 0.94%        | 1.06%        |

| GROUP 2            | 35 PMTS      | 36 PMTS      | 37 PMTS      | 38 PMTS    | 39 PMTS      | 40 PMTS      | 41 PMTS      |
|--------------------|--------------|--------------|--------------|------------|--------------|--------------|--------------|
| <b>DELINQUENT</b>  |              |              |              |            |              |              |              |
| Balance            | 138,379.68   | 322,889.94   | 320,872.67   | 408,402.69 | 0.00         | 0.00         | 0.00         |
| % Balance          | 0.05%        | 0.12%        | 0.12%        | 0.15%      | 0.00%        | 0.00%        | 0.00%        |
| # Loans            | 2            | 2            | 3            | 1          | 0            | 0            | 0            |
| % # Loans          | 0.12%        | 0.12%        | 0.18%        | 0.06%      | 0.00%        | 0.00%        | 0.00%        |
| <b>FORECLOSURE</b> |              |              |              |            |              |              |              |
| Balance            | 1,866,806.95 | 1,336,593.29 | 5,251,119.50 | 411,439.42 | 1,720,549.46 | 1,065,320.44 | 1,876,421.78 |
| % Balance          | 0.67%        | 0.48%        | 1.89%        | 0.15%      | 0.62%        | 0.38%        | 0.67%        |
| # Loans            | 5            | 7            | 13           | 2          | 7            | 2            | 5            |
| % # Loans          | 0.29%        | 0.41%        | 0.76%        | 0.12%      | 0.41%        | 0.12%        | 0.29%        |
| <b>BANKRUPTCY</b>  |              |              |              |            |              |              |              |
| Balance            | 0.00         | 747,542.52   | 74,024.37    | 105,141.71 | 0.00         | 197,479.62   | 0.00         |
| % Balance          | 0.00%        | 0.27%        | 0.03%        | 0.04%      | 0.00%        | 0.07%        | 0.00%        |
| # Loans            | 0            | 2            | 1            | 1          | 0            | 1            | 0            |
| % # Loans          | 0.00%        | 0.12%        | 0.06%        | 0.06%      | 0.00%        | 0.06%        | 0.00%        |
| <b>REO</b>         |              |              |              |            |              |              |              |
| Balance            | 291,014.99   | 0.00         | 468,000.00   | 0.00       | 536,216.82   | 342,016.80   | 244,298.35   |
| % Balance          | 0.10%        | 0.00%        | 0.17%        | 0.00%      | 0.19%        | 0.12%        | 0.09%        |
| # Loans            | 1            | 0            | 1            | 0          | 2            | 1            | 1            |
| % # Loans          | 0.06%        | 0.00%        | 0.06%        | 0.00%      | 0.12%        | 0.06%        | 0.06%        |
| <b>TOTAL</b>       |              |              |              |            |              |              |              |
| Balance            | 2,296,201.62 | 2,407,025.75 | 6,114,016.54 | 924,983.82 | 2,256,766.28 | 1,604,816.86 | 2,120,720.13 |
| % Balance          | 0.83%        | 0.87%        | 2.20%        | 0.33%      | 0.81%        | 0.58%        | 0.76%        |
| # Loans            | 8            | 11           | 18           | 4          | 9            | 4            | 6            |
| % # Loans          | 0.47%        | 0.64%        | 1.06%        | 0.23%      | 0.53%        | 0.23%        | 0.35%        |

## Mortgage Pass-Through Certificates

October 25, 2010 Distribution

| GROUP 2            | 42 PMTS      | 43 PMTS      | 44 PMTS      | 45 PMTS    | 46 PMTS    | 47 PMTS   | 48 PMTS |
|--------------------|--------------|--------------|--------------|------------|------------|-----------|---------|
| <b>DELINQUENT</b>  |              |              |              |            |            |           |         |
| Balance            | 0.00         | 0.00         | 0.00         | 0.00       | 0.00       | 0.00      | 0.00    |
| % Balance          | 0.00%        | 0.00%        | 0.00%        | 0.00%      | 0.00%      | 0.00%     | 0.00%   |
| # Loans            | 0            | 0            | 0            | 0          | 0          | 0         | 0       |
| % # Loans          | 0.00%        | 0.00%        | 0.00%        | 0.00%      | 0.00%      | 0.00%     | 0.00%   |
| <b>FORECLOSURE</b> |              |              |              |            |            |           |         |
| Balance            | 1,178,539.56 | 1,028,981.34 | 1,228,664.33 | 458,734.79 | 639,871.08 | 0.00      | 0.00    |
| % Balance          | 0.42%        | 0.37%        | 0.44%        | 0.16%      | 0.23%      | 0.00%     | 0.00%   |
| # Loans            | 3            | 3            | 2            | 1          | 1          | 0         | 0       |
| % # Loans          | 0.18%        | 0.18%        | 0.12%        | 0.06%      | 0.06%      | 0.00%     | 0.00%   |
| <b>BANKRUPTCY</b>  |              |              |              |            |            |           |         |
| Balance            | 0.00         | 0.00         | 0.00         | 0.00       | 0.00       | 0.00      | 0.00    |
| % Balance          | 0.00%        | 0.00%        | 0.00%        | 0.00%      | 0.00%      | 0.00%     | 0.00%   |
| # Loans            | 0            | 0            | 0            | 0          | 0          | 0         | 0       |
| % # Loans          | 0.00%        | 0.00%        | 0.00%        | 0.00%      | 0.00%      | 0.00%     | 0.00%   |
| <b>REO</b>         |              |              |              |            |            |           |         |
| Balance            | 0.00         | 0.00         | 0.00         | 0.00       | 0.00       | 51,379.34 | 0.00    |
| % Balance          | 0.00%        | 0.00%        | 0.00%        | 0.00%      | 0.00%      | 0.02%     | 0.00%   |
| # Loans            | 0            | 0            | 0            | 0          | 0          | 1         | 0       |
| % # Loans          | 0.00%        | 0.00%        | 0.00%        | 0.00%      | 0.00%      | 0.06%     | 0.00%   |
| <b>TOTAL</b>       |              |              |              |            |            |           |         |
| Balance            | 1,178,539.56 | 1,028,981.34 | 1,228,664.33 | 458,734.79 | 639,871.08 | 51,379.34 | 0.00    |
| % Balance          | 0.42%        | 0.37%        | 0.44%        | 0.16%      | 0.23%      | 0.02%     | 0.00%   |
| # Loans            | 3            | 3            | 2            | 1          | 1          | 1         | 0       |
| % # Loans          | 0.18%        | 0.18%        | 0.12%        | 0.06%      | 0.06%      | 0.06%     | 0.00%   |

| GROUP 2            | 49 PMTS | 50 PMTS | 51 PMTS | 52 PMTS | 53 PMTS | 54 PMTS | TOTAL          |
|--------------------|---------|---------|---------|---------|---------|---------|----------------|
| <b>DELINQUENT</b>  |         |         |         |         |         |         |                |
| Balance            | 0.00    | 0.00    | 0.00    | 0.00    | 0.00    | 0.00    | 50,566,349.77  |
| % Balance          | 0.00%   | 0.00%   | 0.00%   | 0.00%   | 0.00%   | 0.00%   | 18.18%         |
| # Loans            | 0       | 0       | 0       | 0       | 0       | 0       | 383            |
| % # Loans          | 0.00%   | 0.00%   | 0.00%   | 0.00%   | 0.00%   | 0.00%   | 22.45%         |
| <b>FORECLOSURE</b> |         |         |         |         |         |         |                |
| Balance            | 0.00    | 0.00    | 0.00    | 0.00    | 0.00    | 0.00    | 101,448,766.33 |
| % Balance          | 0.00%   | 0.00%   | 0.00%   | 0.00%   | 0.00%   | 0.00%   | 36.47%         |
| # Loans            | 0       | 0       | 0       | 0       | 0       | 0       | 421            |
| % # Loans          | 0.00%   | 0.00%   | 0.00%   | 0.00%   | 0.00%   | 0.00%   | 24.68%         |
| <b>BANKRUPTCY</b>  |         |         |         |         |         |         |                |
| Balance            | 0.00    | 0.00    | 0.00    | 0.00    | 0.00    | 0.00    | 12,197,164.01  |
| % Balance          | 0.00%   | 0.00%   | 0.00%   | 0.00%   | 0.00%   | 0.00%   | 4.39%          |
| # Loans            | 0       | 0       | 0       | 0       | 0       | 0       | 85             |
| % # Loans          | 0.00%   | 0.00%   | 0.00%   | 0.00%   | 0.00%   | 0.00%   | 4.98%          |
| <b>REO</b>         |         |         |         |         |         |         |                |
| Balance            | 0.00    | 0.00    | 0.00    | 0.00    | 0.00    | 0.00    | 7,310,818.58   |
| % Balance          | 0.00%   | 0.00%   | 0.00%   | 0.00%   | 0.00%   | 0.00%   | 2.63%          |
| # Loans            | 0       | 0       | 0       | 0       | 0       | 0       | 37             |
| % # Loans          | 0.00%   | 0.00%   | 0.00%   | 0.00%   | 0.00%   | 0.00%   | 2.17%          |
| <b>TOTAL</b>       |         |         |         |         |         |         |                |
| Balance            | 0.00    | 0.00    | 0.00    | 0.00    | 0.00    | 0.00    | 171,523,098.69 |
| % Balance          | 0.00%   | 0.00%   | 0.00%   | 0.00%   | 0.00%   | 0.00%   | 61.67%         |
| # Loans            | 0       | 0       | 0       | 0       | 0       | 0       | 926            |
| % # Loans          | 0.00%   | 0.00%   | 0.00%   | 0.00%   | 0.00%   | 0.00%   | 54.28%         |

### REO Report

| Loan Number<br>&<br>Loan Group                | Original<br>Principal<br>Balance | Stated<br>Principal<br>Balance | Paid to<br>Date | Current<br>Note<br>Rate | State &<br>LTV at<br>Origination | Original<br>Term | First<br>Payment<br>Date |
|---|----------------------------------|--------------------------------|-----------------|-------------------------|----------------------------------|------------------|--------------------------|
| <b>Became REO Property this Period:</b>       |                                  |                                |                 |                         |                                  |                  |                          |
| 2000397405 2                                  | 151,900.00                       | 148,809.22                     | 01-Jun-2008     | 11.250%                 | SC - 100.00%                     | 360              | 01-Nov-2006              |
| 2000398979 1                                  | 121,220.00                       | 117,936.58                     | 01-Apr-2008     | 9.650%                  | SC - 95.00%                      | 360              | 01-Nov-2006              |
| 2000399165 2                                  | 247,500.00                       | 244,298.35                     | 01-Mar-2007     | 10.350%                 | FL - 90.00%                      | 360              | 01-Nov-2006              |
| 2000399396 1                                  | 128,250.00                       | 128,250.00                     | 01-Jul-2008     | 8.500%                  | FL - 95.00%                      | 360              | 01-Nov-2006              |
| 2000400929 1                                  | 333,000.00                       | 321,929.54                     | 01-Oct-2007     | 8.150%                  | NJ - 90.00%                      | 360              | 01-Dec-2006              |
| 2000401449 1                                  | 171,000.00                       | 169,804.30                     | 01-Jun-2008     | 10.900%                 | SC - 95.00%                      | 360              | 01-Dec-2006              |
| 2000401994 1                                  | 194,000.00                       | 189,773.44                     | 01-Jan-2008     | 7.850%                  | FL - 78.54%                      | 360              | 01-Dec-2006              |
| 2000402105 2                                  | 294,500.00                       | 291,014.99                     | 01-Sep-2007     | 11.350%                 | NJ - 95.00%                      | 360              | 01-Dec-2006              |
| 2000402220 2                                  | 340,000.00                       | 340,000.00                     | 01-Apr-2009     | 7.900%                  | CA - 80.00%                      | 360              | 01-Dec-2006              |
| 2000403778 1                                  | 162,000.00                       | 154,070.72                     | 01-Nov-2009     | 3.700%                  | MI - 90.00%                      | 360              | 01-Jan-2007              |
| 2000405171 1                                  | 85,500.00                        | 83,537.93                      | 01-Aug-2009     | 8.000%                  | TN - 90.00%                      | 360              | 01-Jan-2007              |
| 2000405536 2                                  | 237,600.00                       | 237,366.43                     | 01-Feb-2010     | 2.875%                  | CA - 80.00%                      | 360              | 01-Jan-2007              |
| TOTAL   | 2,466,470.00                     | 2,426,791.50                   |                 |                         |                                  |                  |                          |
| <b>Became REO Property in a Prior Period:</b> |                                  |                                |                 |                         |                                  |                  |                          |
| 2000387273 2                                  | 57,000.00                        | 51,379.34                      | 01-Sep-2006     | 7.990%                  | TN - 78.08%                      | 180              | 01-Feb-2002              |
| 2000387403 2                                  | 58,320.00                        | 53,673.90                      | 01-Sep-2009     | 9.375%                  | NC - 80.00%                      | 360              | 01-Mar-2002              |
| 2000375389 2                                  | 368,000.00                       | 367,978.76                     | 01-Apr-2009     | 8.990%                  | NC - 80.00%                      | 360              | 01-Jul-2006              |
| 2000376971 1                                  | 61,600.00                        | 61,110.14                      | 01-May-2007     | 7.000%                  | MI - 80.00%                      | 360              | 01-Jul-2006              |
| 2000396111 2                                  | 111,150.00                       | 108,375.93                     | 01-Mar-2009     | 7.990%                  | MI - 95.00%                      | 360              | 01-Oct-2006              |
| 2000396455 2                                  | 375,250.00                       | 371,137.73                     | 01-Jun-2008     | 9.100%                  | FL - 95.00%                      | 360              | 01-Nov-2006              |
| 2000396787 1                                  | 153,000.00                       | 147,901.46                     | 01-Oct-2009     | 8.990%                  | NC - 85.00%                      | 360              | 01-Oct-2006              |
| 2000396866 2                                  | 185,400.00                       | 185,400.00                     | 01-Jul-2009     | 11.400%                 | MD - 90.00%                      | 360              | 01-Oct-2006              |
| 2000397354 2                                  | 468,000.00                       | 468,000.00                     | 01-Jul-2007     | 8.950%                  | DC - 80.00%                      | 360              | 01-Nov-2006              |
| 2000398076 1                                  | 226,100.00                       | 226,100.00                     | 01-Apr-2007     | 11.050%                 | VA - 95.00%                      | 360              | 01-Nov-2006              |
| 2000398963 2                                  | 306,000.00                       | 298,613.97                     | 01-Dec-2008     | 7.750%                  | CA - 85.00%                      | 360              | 01-Nov-2006              |
| 2000399247 2                                  | 110,500.00                       | 107,723.51                     | 01-May-2009     | 8.200%                  | MI - 85.00%                      | 360              | 01-Nov-2006              |
| 2000399259 2                                  | 345,990.00                       | 342,016.80                     | 01-Apr-2007     | 11.125%                 | FL - 100.00%                     | 360              | 01-Nov-2006              |
| 2000399352 1                                  | 325,000.00                       | 318,623.11                     | 01-Jun-2009     | 7.250%                  | FL - 65.00%                      | 360              | 01-Nov-2006              |
| 2000399705 1                                  | 130,625.00                       | 126,538.04                     | 01-Oct-2008     | 8.990%                  | TX - 95.00%                      | 360              | 01-Nov-2006              |
| 2000399711 1                                  | 124,100.00                       | 120,642.55                     | 01-Jan-2008     | 8.950%                  | VA - 85.00%                      | 360              | 01-Nov-2006              |
| 2000400199 1                                  | 243,000.00                       | 237,979.96                     | 01-May-2008     | 6.375%                  | MI - 79.41%                      | 360              | 01-Nov-2006              |
| 2000400373 2                                  | 500,000.00                       | 491,747.57                     | 01-Aug-2008     | 7.750%                  | FL - 67.57%                      | 360              | 01-Dec-2006              |
| 2000400463 1                                  | 204,000.00                       | 201,366.64                     | 01-Jan-2008     | 8.350%                  | IL - 85.00%                      | 360              | 01-Dec-2006              |
| 2000400671 2                                  | 154,320.00                       | 150,560.13                     | 01-Aug-2009     | 9.450%                  | NC - 80.00%                      | 360              | 01-Dec-2006              |
| 2000400844 2                                  | 84,546.00                        | 82,624.91                      | 01-Dec-2007     | 10.150%                 | PA - 90.00%                      | 360              | 01-Dec-2006              |
| 2000400903 1                                  | 54,000.00                        | 52,758.44                      | 01-Jun-2009     | 9.990%                  | AR - 100.00%                     | 360              | 01-Dec-2006              |
| 2000400922 2                                  | 50,000.00                        | 49,497.70                      | 01-Feb-2008     | 11.600%                 | PA - 90.91%                      | 360              | 01-Dec-2006              |
| 2000400999 1                                  | 88,800.00                        | 85,723.08                      | 01-Aug-2008     | 8.300%                  | PA - 80.00%                      | 360              | 01-Dec-2006              |
| 2000401009 1                                  | 130,000.00                       | 124,885.33                     | 01-Aug-2009     | 7.700%                  | MI - 65.00%                      | 360              | 01-Nov-2006              |
| 2000401145 1                                  | 264,000.00                       | 260,097.06                     | 01-Oct-2007     | 7.650%                  | CT - 80.00%                      | 360              | 01-Dec-2006              |
| 2000401152 1                                  | 116,000.00                       | 114,673.18                     | 01-Jan-2008     | 10.990%                 | NM - 80.00%                      | 360              | 01-Dec-2006              |
| 2000401210 1                                  | 80,000.00                        | 78,103.49                      | 01-Jul-2008     | 6.375%                  | MI - 64.00%                      | 360              | 01-Nov-2006              |

## Mortgage Pass-Through Certificates

October 25, 2010 Distribution

| Loan Number<br>&<br>Loan Group | Original<br>Principal<br>Balance | Stated<br>Principal<br>Balance | Paid to<br>Date | Current<br>Note<br>Rate | State &<br>LTV at<br>Origination | Original<br>Term | First<br>Payment<br>Date |
|--------------------------------|----------------------------------|--------------------------------|-----------------|-------------------------|----------------------------------|------------------|--------------------------|
| 2000401231 2                   | 170,267.00                       | 170,267.00                     | 01-Jul-2008     | 8.900%                  | OH - 80.00%                      | 360              | 01-Dec-2006              |
| 2000401238 1                   | 146,250.00                       | 141,778.95                     | 01-Oct-2008     | 8.600%                  | LA - 75.00%                      | 360              | 01-Dec-2006              |
| 2000401462 2                   | 184,000.00                       | 182,034.29                     | 01-Nov-2008     | 7.700%                  | FL - 80.00%                      | 360              | 01-Dec-2006              |
| 2000401471 2                   | 89,880.00                        | 88,489.41                      | 01-Dec-2008     | 7.375%                  | MI - 100.00%                     | 360              | 01-Dec-2006              |
| 2000401596 2                   | 562,500.00                       | 554,320.62                     | 01-Sep-2008     | 8.200%                  | FL - 75.00%                      | 360              | 01-Dec-2006              |
| 2000401640 1                   | 150,750.00                       | 148,202.50                     | 01-Apr-2008     | 7.550%                  | FL - 75.00%                      | 360              | 01-Dec-2006              |
| 2000401943 1                   | 299,250.00                       | 292,283.65                     | 01-Feb-2008     | 9.990%                  | CO - 95.00%                      | 360              | 01-Dec-2006              |
| 2000402031 2                   | 87,255.00                        | 84,887.09                      | 01-May-2007     | 9.640%                  | GA - 90.00%                      | 360              | 01-Dec-2006              |
| 2000402042 2                   | 67,500.00                        | 67,067.13                      | 01-Nov-2009     | 11.200%                 | NC - 90.00%                      | 360              | 01-Dec-2006              |
| 2000402106 1                   | 114,000.00                       | 113,356.14                     | 01-Jan-2009     | 6.990%                  | MI - 95.00%                      | 360              | 01-Nov-2006              |
| 2000402167 2                   | 155,120.00                       | 149,063.83                     | 01-Jun-2008     | 7.550%                  | AR - 80.00%                      | 360              | 01-Dec-2006              |
| 2000402256 2                   | 123,200.00                       | 121,418.88                     | 01-Sep-2008     | 7.500%                  | FL - 70.00%                      | 360              | 01-Aug-2006              |
| 2000403123 1                   | 336,000.00                       | 335,990.00                     | 01-Jul-2008     | 7.500%                  | FL - 76.36%                      | 360              | 01-Oct-2006              |
| 2000397059 2                   | 71,200.00                        | 70,186.34                      | 01-Sep-2008     | 10.800%                 | AL - 80.00%                      | 360              | 01-Nov-2006              |
| 2000400042 2                   | 85,320.00                        | 83,323.67                      | 01-Aug-2009     | 9.975%                  | NE - 90.00%                      | 360              | 01-Dec-2006              |
| 2000402379 1                   | 181,050.00                       | 178,911.76                     | 01-Jun-2008     | 8.990%                  | IL - 85.00%                      | 360              | 01-Dec-2006              |
| 2000402872 1                   | 190,000.00                       | 190,000.00                     | 01-Oct-2008     | 8.350%                  | VA - 60.32%                      | 360              | 01-Dec-2006              |
| 2000402960 1                   | 135,900.00                       | 132,590.90                     | 01-Jul-2008     | 10.500%                 | MD - 90.00%                      | 360              | 01-Jan-2007              |
| 2000403263 2                   | 180,900.00                       | 175,426.02                     | 01-Dec-2008     | 8.990%                  | NC - 90.00%                      | 360              | 01-Jan-2007              |
| 2000403442 1                   | 90,000.00                        | 89,511.24                      | 01-Jul-2008     | 9.850%                  | FL - 90.00%                      | 360              | 01-Dec-2006              |
| 2000403460 2                   | 133,560.00                       | 131,700.75                     | 01-Jun-2008     | 10.900%                 | OH - 90.00%                      | 360              | 01-Jan-2007              |
| 2000403845 2                   | 101,400.00                       | 99,436.69                      | 01-Apr-2008     | 8.900%                  | IL - 78.00%                      | 360              | 01-Dec-2006              |
| 2000403914 2                   | 464,250.00                       | 451,329.73                     | 01-May-2007     | 9.375%                  | CT - 94.75%                      | 360              | 01-Jan-2007              |
| 2000403987 1                   | 155,000.00                       | 149,053.83                     | 01-Nov-2008     | 7.250%                  | FL - 68.89%                      | 360              | 01-Jan-2007              |
| 2000404148 1                   | 110,400.00                       | 106,301.86                     | 01-Sep-2009     | 6.250%                  | MI - 80.00%                      | 360              | 01-Jan-2007              |
| 2000404157 1                   | 64,000.00                        | 63,501.43                      | 01-Jul-2009     | 9.750%                  | VA - 76.65%                      | 360              | 01-Jan-2007              |
| 2000404176 1                   | 360,000.00                       | 350,971.36                     | 01-Oct-2007     | 9.500%                  | FL - 75.00%                      | 360              | 01-Jan-2007              |
| 2000404189 1                   | 208,800.00                       | 202,644.98                     | 01-Apr-2008     | 8.990%                  | PA - 80.00%                      | 360              | 01-Jan-2007              |
| 2000404465 1                   | 123,900.00                       | 122,378.05                     | 01-Jul-2008     | 8.900%                  | FL - 79.94%                      | 360              | 01-Jan-2007              |
| 2000404491 1                   | 117,000.00                       | 115,328.94                     | 01-Apr-2009     | 8.200%                  | FL - 57.07%                      | 360              | 01-Jan-2007              |
| 2000404508 1                   | 72,000.00                        | 69,655.44                      | 01-Nov-2009     | 8.150%                  | LA - 80.00%                      | 360              | 01-Jan-2007              |
| 2000404678 1                   | 207,100.00                       | 203,765.13                     | 01-Jun-2007     | 8.500%                  | FL - 95.00%                      | 360              | 01-Jan-2007              |
| 2000404754 1                   | 183,000.00                       | 177,283.15                     | 01-Aug-2008     | 6.550%                  | VA - 60.00%                      | 360              | 01-Jan-2007              |
| 2000405740 1                   | 76,000.00                        | 74,918.70                      | 01-May-2009     | 9.250%                  | MI - 84.44%                      | 360              | 01-Jan-2007              |
| 2000405850 2                   | 151,500.00                       | 145,141.81                     | 01-Jun-2009     | 7.150%                  | FL - 75.00%                      | 360              | 01-Jan-2007              |
| 2000405923 2                   | 216,000.00                       | 214,611.86                     | 01-Dec-2008     | 11.100%                 | OH - 90.00%                      | 360              | 01-Jan-2007              |
| 2000406144 2                   | 79,200.00                        | 78,752.14                      | 01-Dec-2008     | 11.550%                 | MI - 90.00%                      | 360              | 01-Jan-2007              |
| 2000406409 2                   | 54,000.00                        | 53,142.08                      | 01-Jun-2008     | 9.850%                  | PA - 90.00%                      | 360              | 01-Dec-2006              |
| TOTAL                          | 11,672,153.00                    | 11,464,260.08                  |                 |                         |                                  |                  |                          |
| TOTAL                          | 14,138,623.00                    | 13,891,051.58                  |                 |                         |                                  |                  |                          |

## Mortgage Pass-Through Certificates

October 25, 2010 Distribution

### Foreclosure Report

| Loan Number<br>&<br>Loan Group                        | Original<br>Principal<br>Balance | Stated<br>Principal<br>Balance | Paid to<br>Date | Current<br>Note<br>Rate | State &<br>LTV at<br>Origination | Original<br>Term | First<br>Payment<br>Date |
|---|----------------------------------|--------------------------------|-----------------|-------------------------|----------------------------------|------------------|--------------------------|
| <b>Became Foreclosure Property this Period:</b>       |                                  |                                |                 |                         |                                  |                  |                          |
| 2000387301 2  | 77,000.00                        | 70,943.32                      | 01-Jul-2009     | 8.375%                  | MI - 70.00%                      | 360              | 01-Feb-2002              |
| 2000387431 2  | 135,000.00                       | 120,785.81                     | 01-Oct-2008     | 7.250%                  | IL - 84.38%                      | 180              | 01-Apr-2002              |
| 2000387490 2  | 88,000.00                        | 80,702.73                      | 01-May-2010     | 9.125%                  | IN - 80.00%                      | 360              | 01-Apr-2002              |
| 2000385752 1  | 120,600.00                       | 97,908.07                      | 01-Mar-2010     | 2.000%                  | OH - 90.00%                      | 360              | 01-Nov-2006              |
| 2000385757 2  | 149,700.00                       | 146,115.06                     | 01-Oct-2009     | 10.550%                 | LA - 100.00%                     | 360              | 01-Oct-2006              |
| 2000398419 2  | 165,960.00                       | 162,248.06                     | 01-Jan-2010     | 10.900%                 | IL - 90.00%                      | 360              | 01-Oct-2006              |
| 2000398821 2  | 97,500.00                        | 93,567.87                      | 01-Nov-2008     | 8.300%                  | TN - 65.00%                      | 360              | 01-Nov-2006              |
| 2000399237 1  | 123,200.00                       | 119,342.91                     | 01-Apr-2008     | 6.737%                  | MI - 80.00%                      | 360              | 01-Nov-2006              |
| 2000399246 2  | 296,100.00                       | 290,819.55                     | 01-Jun-2007     | 9.500%                  | FL - 89.46%                      | 360              | 01-Nov-2006              |
| 2000399319 2  | 510,600.00                       | 333,602.74                     | 01-Feb-2010     | 7.325%                  | FL - 90.00%                      | 360              | 01-Dec-2006              |
| 2000399660 2  | 350,000.00                       | 345,875.23                     | 01-Nov-2008     | 8.875%                  | CA - 70.00%                      | 360              | 01-Nov-2006              |
| 2000399687 1  | 69,300.00                        | 68,252.29                      | 01-Jul-2009     | 3.400%                  | TN - 90.00%                      | 360              | 01-Dec-2006              |
| 2000399812 2  | 116,000.00                       | 110,998.22                     | 01-Sep-2009     | 6.700%                  | LA - 80.00%                      | 360              | 01-Dec-2006              |
| 2000400340 2  | 147,120.00                       | 135,158.91                     | 01-Apr-2010     | 6.400%                  | SC - 80.00%                      | 360              | 01-Sep-2006              |
| 2000400935 2  | 147,250.00                       | 142,945.87                     | 01-Dec-2008     | 8.750%                  | FL - 95.00%                      | 360              | 01-Dec-2006              |
| 2000401240 1  | 50,000.00                        | 49,086.45                      | 01-Aug-2009     | 9.400%                  | WI - 54.35%                      | 360              | 01-Dec-2006              |
| 2000401250 1  | 82,500.00                        | 80,831.86                      | 01-Oct-2009     | 11.150%                 | AL - 75.00%                      | 360              | 01-Dec-2006              |
| 2000401428 2  | 170,129.60                       | 170,129.60                     | 01-May-2010     | 8.650%                  | FL - 80.00%                      | 360              | 01-Dec-2006              |
| 2000401675 1  | 88,000.00                        | 85,066.85                      | 01-Sep-2009     | 8.550%                  | LA - 74.58%                      | 360              | 01-Dec-2006              |
| 2000401894 1  | 155,000.00                       | 151,494.88                     | 01-Sep-2009     | 10.050%                 | FL - 53.45%                      | 360              | 01-Dec-2006              |
| 2000402128 2  | 527,000.00                       | 521,572.14                     | 01-Oct-2007     | 9.250%                  | MD - 85.00%                      | 360              | 01-Dec-2006              |
| 2000402302 1  | 149,000.00                       | 172,768.39                     | 01-Apr-2010     | 3.500%                  | FL - 78.42%                      | 360              | 01-Dec-2006              |
| 2000386669 2  | 220,000.00                       | 248,493.27                     | 01-May-2010     | 2.750%                  | MI - 80.00%                      | 360              | 01-Apr-2001              |
| 2000402862 1  | 114,700.00                       | 112,103.64                     | 01-Jan-2010     | 6.000%                  | KY - 72.14%                      | 360              | 01-Dec-2006              |
| 2000402884 1  | 139,500.00                       | 136,927.66                     | 01-Feb-2010     | 4.500%                  | FL - 90.00%                      | 360              | 01-Dec-2006              |
| 2000403260 1  | 317,600.00                       | 309,208.97                     | 01-Jul-2009     | 8.000%                  | MD - 80.00%                      | 360              | 01-Dec-2006              |
| 2000403715 1  | 132,000.00                       | 131,247.18                     | 01-Jan-2010     | 5.750%                  | GA - 75.00%                      | 360              | 01-Jan-2007              |
| 2000404301 1  | 165,000.00                       | 159,213.05                     | 01-Aug-2009     | 8.490%                  | FL - 77.83%                      | 360              | 01-Jan-2007              |
| 2000404573 1  | 59,900.00                        | 58,519.97                      | 01-Dec-2009     | 9.500%                  | PA - 100.00%                     | 360              | 01-Jan-2007              |
| 2000404991 2  | 198,000.00                       | 250,999.96                     | 01-Apr-2010     | 2.000%                  | FL - 90.00%                      | 360              | 01-Jan-2007              |
| 2000405217 2  | 415,960.00                       | 406,320.29                     | 01-Mar-2010     | 5.000%                  | CA - 80.00%                      | 360              | 01-Jan-2007              |
| 2000405257 1  | 60,790.00                        | 58,945.69                      | 01-Sep-2009     | 8.800%                  | FL - 49.83%                      | 360              | 01-Jan-2007              |
| <b>TOTAL</b>  | <b>5,638,409.60</b>              | <b>5,422,196.49</b>            |                 |                         |                                  |                  |                          |
| <b>Became Foreclosure Property in a Prior Period:</b> |                                  |                                |                 |                         |                                  |                  |                          |
| 2000387287 2  | 69,840.00                        | 64,092.56                      | 01-Aug-2009     | 9.500%                  | WV - 97.00%                      | 180              | 01-Feb-2002              |
| 2000387289 2  | 114,600.00                       | 100,947.95                     | 01-Feb-2010     | 7.125%                  | LA - 89.18%                      | 180              | 01-Feb-2002              |
| 2000387303 2  | 157,000.00                       | 144,916.46                     | 01-Jul-2009     | 9.500%                  | WV - 87.22%                      | 360              | 01-Feb-2002              |
| 2000387322 2  | 141,620.00                       | 132,309.42                     | 01-May-2009     | 10.625%                 | TN - 97.00%                      | 180              | 01-Mar-2002              |
| 2000387330 2  | 268,850.00                       | 251,871.96                     | 01-Feb-2009     | 8.000%                  | MI - 95.00%                      | 360              | 01-Feb-2002              |
| 2000387334 2  | 78,000.00                        | 69,863.03                      | 01-Apr-2009     | 7.990%                  | FL - 63.93%                      | 360              | 01-Mar-2002              |
| 2000387396 2  | 120,000.00                       | 110,226.92                     | 01-Sep-2009     | 5.000%                  | IN - 77.92%                      | 360              | 01-Mar-2002              |
| 2000387451 2  | 253,075.00                       | 230,268.06                     | 01-Jun-2009     | 5.500%                  | CT - 62.49%                      | 360              | 01-Apr-2002              |
| 2000387461 2  | 152,000.00                       | 138,075.18                     | 01-Jan-2010     | 7.875%                  | IL - 80.00%                      | 360              | 01-Apr-2002              |

| Loan Number<br>&<br>Loan Group | Original<br>Principal<br>Balance | Stated<br>Principal<br>Balance | Paid to<br>Date | Current<br>Note<br>Rate | State &<br>LTV at<br>Origination | Original<br>Term | First<br>Payment<br>Date |
|--------------------------------|----------------------------------|--------------------------------|-----------------|-------------------------|----------------------------------|------------------|--------------------------|
| 2000387465 2                   | 143,500.00                       | 135,683.06                     | 01-Apr-2009     | 11.375%                 | VA - 94.99%                      | 360              | 01-Apr-2002              |
| 2000387504 2                   | 78,800.00                        | 72,798.75                      | 01-Jan-2009     | 8.750%                  | FL - 80.00%                      | 360              | 01-May-2002              |
| 2000387531 2                   | 119,400.00                       | 108,374.28                     | 01-Nov-2009     | 1.750%                  | LA - 68.23%                      | 360              | 01-May-2002              |
| 2000387534 2                   | 75,500.00                        | 70,663.99                      | 01-May-2009     | 9.250%                  | MI - 84.83%                      | 360              | 01-May-2002              |
| 2000372890 2                   | 165,600.00                       | 158,839.54                     | 01-Sep-2009     | 6.070%                  | WI - 80.00%                      | 360              | 01-Jun-2006              |
| 2000373538 2                   | 316,000.00                       | 341,514.19                     | 01-Dec-2009     | 8.000%                  | SC - 89.27%                      | 360              | 01-Jul-2006              |
| 2000373692 1                   | 104,500.00                       | 103,833.37                     | 01-Oct-2008     | 8.000%                  | OH - 95.00%                      | 360              | 01-Jul-2006              |
| 2000374511 1                   | 90,000.00                        | 86,108.87                      | 01-Nov-2009     | 2.500%                  | SC - 94.74%                      | 360              | 01-Jul-2006              |
| 2000376097 2                   | 567,000.00                       | 560,558.20                     | 01-Sep-2007     | 9.150%                  | NY - 90.00%                      | 360              | 01-Jul-2006              |
| 2000376383 1                   | 120,000.00                       | 115,677.68                     | 01-Jan-2008     | 8.200%                  | OH - 80.00%                      | 360              | 01-Jul-2006              |
| 2000376536 1                   | 165,750.00                       | 164,565.75                     | 01-Jan-2008     | 9.500%                  | OH - 85.00%                      | 360              | 01-Aug-2006              |
| 2000377066 2                   | 157,140.00                       | 155,293.77                     | 01-Dec-2007     | 9.250%                  | MI - 90.00%                      | 360              | 01-Jul-2006              |
| 2000377114 1                   | 288,000.00                       | 288,000.00                     | 01-May-2008     | 9.100%                  | IL - 80.00%                      | 360              | 01-Aug-2006              |
| 2000378636 2                   | 428,000.00                       | 427,863.57                     | 01-Feb-2010     | 4.250%                  | FL - 80.00%                      | 360              | 01-Aug-2006              |
| 2000378950 2                   | 660,000.00                       | 648,577.81                     | 01-Apr-2007     | 10.300%                 | NY - 100.00%                     | 360              | 01-Aug-2006              |
| 2000379102 1                   | 74,400.00                        | 73,522.10                      | 01-Jun-2007     | 7.625%                  | OH - 80.00%                      | 360              | 01-Aug-2006              |
| 2000379113 2                   | 244,800.00                       | 238,880.11                     | 01-Dec-2008     | 9.500%                  | NY - 90.00%                      | 360              | 01-Aug-2006              |
| 2000379270 1                   | 200,000.00                       | 191,141.30                     | 01-Mar-2010     | 5.000%                  | MA - 80.00%                      | 360              | 01-Aug-2006              |
| 2000379649 2                   | 64,800.00                        | 62,970.32                      | 01-Mar-2010     | 9.950%                  | MI - 90.00%                      | 360              | 01-Aug-2006              |
| 2000383237 1                   | 95,000.00                        | 91,605.86                      | 01-Apr-2009     | 6.000%                  | PA - 95.00%                      | 360              | 01-Sep-2006              |
| 2000385647 1                   | 292,950.00                       | 288,743.92                     | 01-May-2009     | 8.250%                  | NJ - 90.00%                      | 360              | 01-Oct-2006              |
| 2000385656 2                   | 283,150.00                       | 275,604.82                     | 01-Oct-2007     | 7.500%                  | FL - 79.99%                      | 360              | 01-Oct-2006              |
| 2000385773 2                   | 223,550.00                       | 216,671.45                     | 01-Jan-2010     | 2.000%                  | FL - 85.00%                      | 360              | 01-Oct-2006              |
| 2000385785 1                   | 262,500.00                       | 258,374.83                     | 01-Mar-2009     | 7.000%                  | AZ - 75.00%                      | 360              | 01-Oct-2006              |
| 2000385804 2                   | 124,320.00                       | 122,001.52                     | 01-Feb-2008     | 9.450%                  | FL - 80.00%                      | 360              | 01-Oct-2006              |
| 2000385833 2                   | 126,000.00                       | 122,954.99                     | 01-Apr-2009     | 8.000%                  | TX - 90.00%                      | 360              | 01-Nov-2006              |
| 2000385870 2                   | 360,000.00                       | 360,000.00                     | 01-Oct-2009     | 7.000%                  | CA - 80.00%                      | 360              | 01-Oct-2006              |
| 2000395904 1                   | 64,800.00                        | 64,390.25                      | 01-Sep-2006     | 11.150%                 | NC - 90.00%                      | 360              | 01-Oct-2006              |
| 2000396101 1                   | 146,056.00                       | 141,983.62                     | 01-Nov-2008     | 11.100%                 | TX - 90.00%                      | 360              | 01-Oct-2006              |
| 2000396201 1                   | 153,750.00                       | 151,423.57                     | 01-Aug-2008     | 10.550%                 | FL - 75.00%                      | 360              | 01-Oct-2006              |
| 2000396203 2                   | 161,000.00                       | 154,973.71                     | 01-Sep-2008     | 6.625%                  | TN - 100.00%                     | 360              | 01-Oct-2006              |
| 2000396246 2                   | 461,493.00                       | 456,277.84                     | 01-May-2008     | 9.100%                  | FL - 95.00%                      | 360              | 01-Oct-2006              |
| 2000396312 2                   | 427,500.00                       | 414,157.58                     | 01-Mar-2009     | 7.000%                  | NY - 95.00%                      | 360              | 01-Oct-2006              |
| 2000396474 2                   | 430,000.00                       | 430,000.00                     | 01-Jul-2008     | 8.400%                  | PA - 100.00%                     | 360              | 01-Oct-2006              |
| 2000396591 1                   | 133,595.00                       | 130,374.10                     | 01-May-2009     | 6.000%                  | WI - 55.00%                      | 360              | 01-Oct-2006              |
| 2000396624 2                   | 175,920.00                       | 185,805.16                     | 01-Aug-2008     | 10.300%                 | FL - 80.00%                      | 360              | 01-Nov-2006              |
| 2000396663 2                   | 432,000.00                       | 420,364.34                     | 01-Aug-2009     | 2.500%                  | CA - 79.27%                      | 360              | 01-Nov-2006              |
| 2000396777 2                   | 141,000.00                       | 139,270.99                     | 01-Aug-2007     | 9.990%                  | OH - 100.00%                     | 360              | 01-Nov-2006              |
| 2000396890 1                   | 113,700.00                       | 110,801.25                     | 01-Apr-2010     | 8.990%                  | NC - 69.97%                      | 360              | 01-Oct-2006              |
| 2000396901 2                   | 72,400.00                        | 69,785.50                      | 01-Sep-2007     | 9.300%                  | SC - 99.31%                      | 360              | 01-Nov-2006              |
| 2000396909 1                   | 153,600.00                       | 149,762.78                     | 01-Feb-2010     | 8.375%                  | LA - 77.73%                      | 360              | 01-Nov-2006              |
| 2000397031 2                   | 224,000.00                       | 215,956.25                     | 01-Oct-2008     | 8.200%                  | FL - 80.00%                      | 360              | 01-Nov-2006              |
| 2000397035 2                   | 546,250.00                       | 536,837.69                     | 01-Oct-2007     | 9.850%                  | NJ - 95.00%                      | 360              | 01-Oct-2006              |
| 2000397072 2                   | 286,320.00                       | 286,320.00                     | 01-Jun-2008     | 8.300%                  | MD - 80.00%                      | 360              | 01-Nov-2006              |
| 2000397102 2                   | 144,799.00                       | 143,384.84                     | 01-Apr-2008     | 8.150%                  | FL - 80.00%                      | 360              | 01-Nov-2006              |
| 2000397105 1                   | 250,000.00                       | 238,013.06                     | 01-May-2009     | 6.000%                  | NY - 66.67%                      | 360              | 01-Oct-2006              |
| 2000397186 2                   | 193,500.00                       | 188,134.49                     | 01-Nov-2008     | 7.990%                  | AR - 90.00%                      | 360              | 01-Nov-2006              |

## Mortgage Pass-Through Certificates

October 25, 2010 Distribution

| Loan Number<br>&<br>Loan Group | Original<br>Principal<br>Balance | Stated<br>Principal<br>Balance | Paid to<br>Date | Current<br>Note<br>Rate | State &<br>LTV at<br>Origination | Original<br>Term | First<br>Payment<br>Date |
|--------------------------------|----------------------------------|--------------------------------|-----------------|-------------------------|----------------------------------|------------------|--------------------------|
| 2000397209 2                   | 159,200.00                       | 155,299.20                     | 01-Jun-2008     | 9.900%                  | MA - 80.00%                      | 360              | 01-Nov-2006              |
| 2000397247 1                   | 150,000.00                       | 146,647.53                     | 01-Mar-2009     | 10.990%                 | GA - 75.00%                      | 360              | 01-Oct-2006              |
| 2000397284 2                   | 235,200.00                       | 232,937.10                     | 01-Sep-2009     | 8.500%                  | FL - 80.00%                      | 360              | 01-Nov-2006              |
| 2000397295 1                   | 245,000.00                       | 242,910.12                     | 01-Jan-2008     | 10.025%                 | FL - 83.05%                      | 360              | 01-Nov-2006              |
| 2000397374 1                   | 371,000.00                       | 360,221.74                     | 01-Jan-2009     | 8.990%                  | CA - 68.45%                      | 360              | 01-Nov-2006              |
| 2000397376 2                   | 204,000.00                       | 195,287.59                     | 01-Dec-2008     | 7.250%                  | FL - 80.00%                      | 360              | 01-Nov-2006              |
| 2000397416 1                   | 58,500.00                        | 57,238.16                      | 01-Jun-2008     | 8.500%                  | IN - 90.00%                      | 360              | 01-Nov-2006              |
| 2000397446 2                   | 323,000.00                       | 317,995.34                     | 01-Jan-2007     | 6.500%                  | NY - 95.00%                      | 360              | 01-Nov-2006              |
| 2000397453 2                   | 418,000.00                       | 406,387.63                     | 01-Dec-2007     | 9.650%                  | MD - 95.00%                      | 360              | 01-Nov-2006              |
| 2000397470 2                   | 111,920.00                       | 107,708.19                     | 01-Aug-2009     | 6.000%                  | OK - 80.00%                      | 360              | 01-Nov-2006              |
| 2000397475 1                   | 177,000.00                       | 170,735.65                     | 01-May-2008     | 8.400%                  | FL - 60.00%                      | 360              | 01-Nov-2006              |
| 2000397497 2                   | 199,500.00                       | 197,642.37                     | 01-Mar-2010     | 9.990%                  | FL - 95.00%                      | 360              | 01-Nov-2006              |
| 2000397573 1                   | 308,750.00                       | 303,714.66                     | 01-Mar-2008     | 9.950%                  | NY - 95.00%                      | 360              | 01-Nov-2006              |
| 2000397599 1                   | 208,000.00                       | 207,926.39                     | 01-Jan-2009     | 8.500%                  | MD - 80.00%                      | 360              | 01-Nov-2006              |
| 2000397612 1                   | 166,400.00                       | 157,856.35                     | 01-Jul-2009     | 3.750%                  | MD - 80.00%                      | 360              | 01-Nov-2006              |
| 2000397637 2                   | 279,000.00                       | 270,571.08                     | 01-Apr-2009     | 8.500%                  | NH - 90.00%                      | 360              | 01-Oct-2006              |
| 2000397687 1                   | 147,000.00                       | 145,021.07                     | 01-Sep-2007     | 10.900%                 | FL - 65.33%                      | 360              | 01-Nov-2006              |
| 2000397774 2                   | 220,000.00                       | 215,516.53                     | 01-Jan-2009     | 6.900%                  | CA - 80.00%                      | 360              | 01-Nov-2006              |
| 2000397832 1                   | 93,400.00                        | 91,605.39                      | 01-Jun-2008     | 11.200%                 | ID - 100.00%                     | 360              | 01-Nov-2006              |
| 2000397852 1                   | 290,400.00                       | 282,962.08                     | 01-Dec-2007     | 9.000%                  | MD - 80.00%                      | 360              | 01-Nov-2006              |
| 2000397859 2                   | 300,000.00                       | 293,315.28                     | 01-Feb-2008     | 10.250%                 | NY - 80.00%                      | 360              | 01-Nov-2006              |
| 2000397911 1                   | 118,750.00                       | 113,688.42                     | 01-Sep-2009     | 8.450%                  | LA - 95.00%                      | 360              | 01-Nov-2006              |
| 2000397914 2                   | 380,000.00                       | 368,177.29                     | 01-Jan-2009     | 8.990%                  | CA - 80.00%                      | 360              | 01-Nov-2006              |
| 2000397925 1                   | 95,000.00                        | 94,487.70                      | 01-Aug-2008     | 9.850%                  | IL - 95.00%                      | 360              | 01-Nov-2006              |
| 2000398031 1                   | 196,000.00                       | 196,000.00                     | 01-Jan-2008     | 8.325%                  | NV - 80.00%                      | 360              | 01-Nov-2006              |
| 2000398099 2                   | 224,000.00                       | 215,228.14                     | 01-May-2008     | 7.750%                  | AZ - 80.00%                      | 360              | 01-Nov-2006              |
| 2000398137 2                   | 113,400.00                       | 111,888.95                     | 01-Jan-2009     | 10.950%                 | AL - 90.00%                      | 360              | 01-Nov-2006              |
| 2000398169 2                   | 117,000.00                       | 114,159.58                     | 01-Mar-2009     | 10.350%                 | LA - 90.00%                      | 360              | 01-Nov-2006              |
| 2000398201 2                   | 279,200.00                       | 274,251.15                     | 01-Dec-2009     | 7.650%                  | FL - 80.00%                      | 360              | 01-Nov-2006              |
| 2000398211 2                   | 200,000.00                       | 196,058.02                     | 01-Apr-2008     | 12.450%                 | FL - 80.00%                      | 360              | 01-Nov-2006              |
| 2000398225 1                   | 194,000.00                       | 186,645.07                     | 01-Jul-2008     | 7.990%                  | SC - 77.60%                      | 360              | 01-Nov-2006              |
| 2000398249 2                   | 225,000.00                       | 223,102.95                     | 01-Nov-2007     | 8.600%                  | FL - 75.00%                      | 360              | 01-Nov-2006              |
| 2000398281 2                   | 146,700.00                       | 142,624.54                     | 01-Sep-2008     | 9.650%                  | IN - 90.00%                      | 360              | 01-Nov-2006              |
| 2000398331 1                   | 130,000.00                       | 125,948.12                     | 01-Apr-2008     | 8.600%                  | FL - 63.11%                      | 360              | 01-Nov-2006              |
| 2000398341 2                   | 404,910.00                       | 393,453.45                     | 01-Sep-2009     | 9.575%                  | MD - 90.00%                      | 360              | 01-Nov-2006              |
| 2000398342 1                   | 220,000.00                       | 215,423.47                     | 01-Jun-2009     | 6.800%                  | FL - 62.86%                      | 360              | 01-Nov-2006              |
| 2000398388 1                   | 272,000.00                       | 263,437.67                     | 01-Sep-2008     | 8.990%                  | VA - 85.00%                      | 360              | 01-Nov-2006              |
| 2000398412 2                   | 186,000.00                       | 184,093.66                     | 01-Dec-2008     | 9.650%                  | NC - 65.04%                      | 360              | 01-Nov-2006              |
| 2000398450 1                   | 250,000.00                       | 237,973.66                     | 01-Mar-2010     | 6.800%                  | CA - 63.29%                      | 360              | 01-Nov-2006              |
| 2000398473 1                   | 346,500.00                       | 342,156.89                     | 01-Jun-2009     | 8.900%                  | FL - 90.00%                      | 360              | 01-Nov-2006              |
| 2000398529 1                   | 130,500.00                       | 127,269.81                     | 01-Jan-2009     | 10.250%                 | VA - 90.00%                      | 360              | 01-Nov-2006              |
| 2000398560 2                   | 139,145.00                       | 135,779.21                     | 01-Apr-2008     | 8.300%                  | VA - 85.00%                      | 360              | 01-Nov-2006              |
| 2000398563 2                   | 239,058.00                       | 230,998.07                     | 01-Aug-2007     | 8.100%                  | FL - 80.00%                      | 360              | 01-Nov-2006              |
| 2000398634 1                   | 246,576.00                       | 246,576.00                     | 01-Jun-2009     | 8.250%                  | CO - 80.00%                      | 360              | 01-Nov-2006              |
| 2000398691 2                   | 405,300.00                       | 390,122.86                     | 01-Sep-2008     | 8.350%                  | FL - 70.00%                      | 360              | 01-Nov-2006              |
| 2000398692 1                   | 114,480.00                       | 112,545.05                     | 01-Jun-2008     | 10.250%                 | PA - 100.00%                     | 360              | 01-Nov-2006              |
| 2000398701 2                   | 204,000.00                       | 195,707.76                     | 01-Sep-2009     | 7.600%                  | FL - 71.83%                      | 360              | 01-Nov-2006              |

## Mortgage Pass-Through Certificates

October 25, 2010 Distribution

| Loan Number<br>&<br>Loan Group | Original<br>Principal<br>Balance | Stated<br>Principal<br>Balance | Paid to<br>Date | Current<br>Note<br>Rate | State &<br>LTV at<br>Origination | Original<br>Term | First<br>Payment<br>Date |
|--------------------------------|----------------------------------|--------------------------------|-----------------|-------------------------|----------------------------------|------------------|--------------------------|
| 2000398702 2                   | 171,000.00                       | 168,497.21                     | 01-Mar-2008     | 10.500%                 | FL - 90.00%                      | 360              | 01-Nov-2006              |
| 2000398725 2                   | 620,000.00                       | 608,525.34                     | 01-Sep-2009     | 5.826%                  | MD - 84.35%                      | 360              | 01-Nov-2006              |
| 2000398866 1                   | 150,500.00                       | 146,412.55                     | 01-Apr-2008     | 7.625%                  | FL - 68.41%                      | 360              | 01-Nov-2006              |
| 2000398915 1                   | 239,700.00                       | 237,741.19                     | 01-Jan-2008     | 9.100%                  | FL - 85.00%                      | 360              | 01-Nov-2006              |
| 2000398927 1                   | 144,000.00                       | 139,451.22                     | 01-Jun-2008     | 8.950%                  | FL - 80.00%                      | 360              | 01-Nov-2006              |
| 2000398997 2                   | 255,550.00                       | 250,998.16                     | 01-Feb-2009     | 9.250%                  | FL - 95.00%                      | 360              | 01-Nov-2006              |
| 2000399002 2                   | 239,400.00                       | 233,919.32                     | 01-Nov-2008     | 10.250%                 | GA - 90.00%                      | 360              | 01-Nov-2006              |
| 2000399038 2                   | 216,000.00                       | 207,523.92                     | 01-Nov-2008     | 7.700%                  | FL - 80.00%                      | 360              | 01-Nov-2006              |
| 2000399041 2                   | 418,000.00                       | 416,196.70                     | 01-Nov-2007     | 10.990%                 | FL - 95.00%                      | 360              | 01-Nov-2006              |
| 2000399042 2                   | 176,000.00                       | 173,572.33                     | 01-Feb-2007     | 8.200%                  | FL - 80.00%                      | 360              | 01-Nov-2006              |
| 2000399063 2                   | 243,423.00                       | 240,984.61                     | 01-Aug-2007     | 8.850%                  | GA - 90.00%                      | 360              | 01-Nov-2006              |
| 2000399088 1                   | 392,000.00                       | 388,437.14                     | 01-May-2008     | 8.250%                  | NJ - 83.58%                      | 360              | 01-Nov-2006              |
| 2000399089 2                   | 164,000.00                       | 160,050.81                     | 01-Jul-2007     | 9.990%                  | FL - 80.00%                      | 360              | 01-Nov-2006              |
| 2000399108 1                   | 135,000.00                       | 133,119.11                     | 01-Jul-2008     | 8.600%                  | FL - 90.00%                      | 360              | 01-Nov-2006              |
| 2000399111 1                   | 115,000.00                       | 110,413.98                     | 01-Mar-2009     | 6.000%                  | FL - 60.53%                      | 360              | 01-Nov-2006              |
| 2000399124 1                   | 120,000.00                       | 117,541.04                     | 01-Mar-2008     | 10.950%                 | FL - 80.00%                      | 360              | 01-Nov-2006              |
| 2000399125 1                   | 68,000.00                        | 66,640.06                      | 01-Nov-2008     | 9.887%                  | MI - 85.00%                      | 360              | 01-Nov-2006              |
| 2000399130 1                   | 172,500.00                       | 166,983.25                     | 01-Dec-2008     | 8.950%                  | OR - 75.00%                      | 360              | 01-Nov-2006              |
| 2000399132 1                   | 131,000.00                       | 126,747.52                     | 01-Mar-2009     | 8.750%                  | FL - 50.78%                      | 360              | 01-Nov-2006              |
| 2000399140 1                   | 208,000.00                       | 205,691.24                     | 01-Nov-2008     | 9.850%                  | FL - 89.66%                      | 360              | 01-Nov-2006              |
| 2000399141 1                   | 85,000.00                        | 82,937.33                      | 01-Aug-2007     | 9.950%                  | FL - 68.00%                      | 360              | 01-Nov-2006              |
| 2000399142 1                   | 197,300.00                       | 191,740.62                     | 01-Aug-2007     | 9.600%                  | FL - 51.65%                      | 360              | 01-Nov-2006              |
| 2000399150 1                   | 114,912.00                       | 112,747.86                     | 01-Jul-2007     | 11.250%                 | NJ - 90.00%                      | 360              | 01-Nov-2006              |
| 2000399152 1                   | 337,600.00                       | 331,416.98                     | 01-Jul-2008     | 7.350%                  | CA - 66.20%                      | 360              | 01-Nov-2006              |
| 2000399170 1                   | 339,000.00                       | 326,031.78                     | 01-Aug-2007     | 7.800%                  | CT - 64.57%                      | 360              | 01-Nov-2006              |
| 2000399192 1                   | 328,000.00                       | 320,569.56                     | 01-Jul-2008     | 6.450%                  | FL - 80.00%                      | 360              | 01-Nov-2006              |
| 2000399199 1                   | 165,000.00                       | 161,266.22                     | 01-Nov-2008     | 8.000%                  | FL - 75.00%                      | 360              | 01-Nov-2006              |
| 2000399219 1                   | 144,000.00                       | 138,890.57                     | 01-Jan-2010     | 2.250%                  | MI - 75.00%                      | 360              | 01-Nov-2006              |
| 2000399224 1                   | 231,100.00                       | 226,747.83                     | 01-Nov-2009     | 7.250%                  | FL - 88.89%                      | 360              | 01-Nov-2006              |
| 2000399251 1                   | 219,300.00                       | 217,990.91                     | 01-Nov-2007     | 9.500%                  | FL - 85.00%                      | 360              | 01-Nov-2006              |
| 2000399257 1                   | 79,050.00                        | 75,989.26                      | 01-Jun-2009     | 7.900%                  | OH - 85.00%                      | 360              | 01-Nov-2006              |
| 2000399261 1                   | 108,000.00                       | 105,025.94                     | 01-Mar-2009     | 9.990%                  | NE - 80.00%                      | 360              | 01-Nov-2006              |
| 2000399264 2                   | 150,300.00                       | 146,357.85                     | 01-Jun-2009     | 9.950%                  | SC - 90.00%                      | 360              | 01-Nov-2006              |
| 2000399270 1                   | 320,000.00                       | 310,667.46                     | 01-Oct-2007     | 8.950%                  | NJ - 94.12%                      | 360              | 01-Nov-2006              |
| 2000399276 2                   | 179,550.00                       | 176,003.85                     | 01-Sep-2008     | 11.400%                 | WY - 95.00%                      | 360              | 01-Nov-2006              |
| 2000399281 1                   | 244,000.00                       | 234,941.80                     | 01-Mar-2008     | 8.100%                  | FL - 73.94%                      | 360              | 01-Nov-2006              |
| 2000399297 2                   | 357,560.00                       | 357,416.85                     | 01-Oct-2009     | 7.450%                  | WA - 80.00%                      | 360              | 01-Nov-2006              |
| 2000399316 2                   | 119,000.00                       | 118,577.08                     | 01-Jun-2009     | 12.100%                 | FL - 93.70%                      | 360              | 01-Nov-2006              |
| 2000399318 1                   | 58,500.00                        | 56,501.13                      | 01-Dec-2008     | 8.550%                  | KY - 68.82%                      | 360              | 01-Nov-2006              |
| 2000399337 1                   | 224,000.00                       | 221,959.57                     | 01-Oct-2007     | 8.400%                  | FL - 80.00%                      | 360              | 01-Nov-2006              |
| 2000399339 1                   | 210,000.00                       | 206,933.66                     | 01-Oct-2009     | 8.400%                  | FL - 58.82%                      | 360              | 01-Nov-2006              |
| 2000399341 2                   | 163,710.00                       | 160,976.14                     | 01-Aug-2007     | 10.825%                 | FL - 90.00%                      | 360              | 01-Nov-2006              |
| 2000399369 1                   | 122,000.00                       | 117,216.37                     | 01-Sep-2009     | 7.800%                  | IL - 68.54%                      | 360              | 01-Nov-2006              |
| 2000399389 2                   | 195,500.00                       | 193,479.89                     | 01-Oct-2008     | 9.500%                  | FL - 85.00%                      | 360              | 01-Nov-2006              |
| 2000399410 1                   | 266,100.00                       | 259,639.98                     | 01-Nov-2008     | 10.500%                 | FL - 56.62%                      | 360              | 01-Nov-2006              |
| 2000399428 1                   | 152,000.00                       | 152,000.00                     | 01-May-2009     | 8.250%                  | OH - 80.00%                      | 360              | 01-Nov-2006              |
| 2000399435 2                   | 100,000.00                       | 87,075.46                      | 01-Oct-2009     | 8.990%                  | LA - 80.00%                      | 360              | 01-Nov-2006              |

## Mortgage Pass-Through Certificates

October 25, 2010 Distribution

| Loan Number<br>&<br>Loan Group | Original<br>Principal<br>Balance | Stated<br>Principal<br>Balance | Paid to<br>Date | Current<br>Note<br>Rate | State &<br>LTV at<br>Origination | Original<br>Term | First<br>Payment<br>Date |
|--------------------------------|----------------------------------|--------------------------------|-----------------|-------------------------|----------------------------------|------------------|--------------------------|
| 2000399436 1                   | 276,250.00                       | 269,051.37                     | 01-Oct-2009     | 5.875%                  | FL - 85.00%                      | 360              | 01-Nov-2006              |
| 2000399441 1                   | 213,000.00                       | 207,865.73                     | 01-Sep-2009     | 4.875%                  | CA - 64.55%                      | 360              | 01-Nov-2006              |
| 2000399461 1                   | 190,000.00                       | 182,653.90                     | 01-Oct-2009     | 6.500%                  | VA - 94.06%                      | 360              | 01-Oct-2006              |
| 2000399486 1                   | 137,275.00                       | 134,318.54                     | 01-Jul-2009     | 10.963%                 | MN - 85.00%                      | 360              | 01-Nov-2006              |
| 2000399489 1                   | 100,000.00                       | 97,591.02                      | 01-Jun-2009     | 5.875%                  | FL - 54.65%                      | 360              | 01-Nov-2006              |
| 2000399491 1                   | 152,950.00                       | 148,899.40                     | 01-Mar-2009     | 9.900%                  | GA - 80.50%                      | 360              | 01-Nov-2006              |
| 2000399505 1                   | 58,000.00                        | 56,884.62                      | 01-Jun-2008     | 7.000%                  | NY - 100.00%                     | 360              | 01-Nov-2006              |
| 2000399521 2                   | 150,400.00                       | 150,400.00                     | 01-Jan-2009     | 9.900%                  | FL - 80.00%                      | 360              | 01-Nov-2006              |
| 2000399537 1                   | 89,100.00                        | 86,957.93                      | 01-Jan-2008     | 10.400%                 | LA - 90.00%                      | 360              | 01-Nov-2006              |
| 2000399544 1                   | 211,500.00                       | 203,887.50                     | 01-Feb-2009     | 7.900%                  | FL - 90.00%                      | 360              | 01-Dec-2006              |
| 2000399558 1                   | 175,000.00                       | 166,674.72                     | 01-Dec-2009     | 7.750%                  | FL - 58.33%                      | 360              | 01-Nov-2006              |
| 2000399576 2                   | 119,000.00                       | 114,870.60                     | 01-Feb-2010     | 8.000%                  | KY - 100.00%                     | 360              | 01-Dec-2006              |
| 2000399577 1                   | 227,700.00                       | 222,882.56                     | 01-Jun-2009     | 6.625%                  | FL - 90.00%                      | 360              | 01-Nov-2006              |
| 2000399589 2                   | 152,000.00                       | 148,195.86                     | 01-Dec-2007     | 7.600%                  | FL - 80.00%                      | 360              | 01-Nov-2006              |
| 2000399595 2                   | 532,000.00                       | 524,984.77                     | 01-Aug-2008     | 8.725%                  | CA - 80.00%                      | 360              | 01-Nov-2006              |
| 2000399601 2                   | 79,000.00                        | 77,416.44                      | 01-May-2009     | 11.050%                 | PA - 100.00%                     | 360              | 01-Nov-2006              |
| 2000399615 1                   | 211,500.00                       | 204,911.00                     | 01-Jun-2009     | 9.050%                  | DE - 90.00%                      | 360              | 01-Dec-2006              |
| 2000399618 2                   | 160,000.00                       | 157,155.04                     | 01-Jun-2009     | 9.000%                  | FL - 88.89%                      | 360              | 01-Nov-2006              |
| 2000399622 2                   | 437,500.00                       | 431,976.28                     | 01-Feb-2008     | 11.500%                 | CA - 70.00%                      | 360              | 01-Nov-2006              |
| 2000399628 1                   | 160,000.00                       | 157,836.71                     | 01-May-2008     | 10.700%                 | NY - 80.00%                      | 360              | 01-Dec-2006              |
| 2000399655 1                   | 85,600.00                        | 82,541.73                      | 01-May-2008     | 7.900%                  | IL - 80.00%                      | 360              | 01-Nov-2006              |
| 2000399657 2                   | 245,000.00                       | 236,705.31                     | 01-Jun-2009     | 8.600%                  | FL - 64.64%                      | 360              | 01-Nov-2006              |
| 2000399667 1                   | 209,700.00                       | 208,102.46                     | 01-Sep-2008     | 8.850%                  | CA - 90.00%                      | 360              | 01-Nov-2006              |
| 2000399720 1                   | 162,350.00                       | 154,661.25                     | 01-Apr-2009     | 6.990%                  | FL - 85.00%                      | 360              | 01-Nov-2006              |
| 2000399727 2                   | 97,000.00                        | 93,902.29                      | 01-Jul-2008     | 8.990%                  | LA - 77.60%                      | 360              | 01-Nov-2006              |
| 2000399728 1                   | 202,500.00                       | 202,500.00                     | 01-Jan-2008     | 7.625%                  | FL - 75.00%                      | 360              | 01-Nov-2006              |
| 2000399729 1                   | 145,000.00                       | 139,772.70                     | 01-Aug-2009     | 6.000%                  | AZ - 70.73%                      | 360              | 01-Nov-2006              |
| 2000399730 1                   | 85,000.00                        | 81,535.22                      | 01-Dec-2009     | 11.100%                 | AL - 100.00%                     | 360              | 01-Nov-2006              |
| 2000399737 1                   | 117,800.00                       | 116,518.78                     | 01-Jun-2008     | 11.575%                 | IN - 95.00%                      | 360              | 01-Dec-2006              |
| 2000399745 1                   | 270,000.00                       | 265,589.81                     | 01-Feb-2010     | 7.000%                  | FL - 90.00%                      | 360              | 01-Nov-2006              |
| 2000399747 1                   | 215,050.00                       | 213,440.67                     | 01-Oct-2007     | 8.625%                  | FL - 85.00%                      | 360              | 01-Dec-2006              |
| 2000399756 1                   | 189,000.00                       | 186,870.74                     | 01-Jul-2007     | 9.100%                  | FL - 90.00%                      | 360              | 01-Dec-2006              |
| 2000399764 1                   | 204,750.00                       | 199,061.89                     | 01-Feb-2009     | 9.650%                  | NV - 75.00%                      | 360              | 01-Nov-2006              |
| 2000399767 1                   | 275,000.00                       | 268,388.27                     | 01-Nov-2008     | 10.400%                 | FL - 71.43%                      | 360              | 01-Nov-2006              |
| 2000399781 2                   | 80,000.00                        | 75,291.77                      | 01-Mar-2010     | 1.750%                  | NC - 68.09%                      | 360              | 01-Nov-2006              |
| 2000399799 1                   | 171,000.00                       | 165,882.38                     | 01-Jan-2010     | 8.990%                  | CA - 87.69%                      | 360              | 01-Dec-2006              |
| 2000399803 1                   | 90,000.00                        | 87,918.88                      | 01-Jan-2010     | 10.600%                 | NC - 88.24%                      | 360              | 01-Nov-2006              |
| 2000399806 1                   | 81,000.00                        | 78,966.79                      | 01-Mar-2008     | 9.775%                  | NJ - 90.00%                      | 360              | 01-Nov-2006              |
| 2000399811 2                   | 255,000.00                       | 245,836.15                     | 01-Jun-2008     | 8.150%                  | LA - 85.00%                      | 360              | 01-Dec-2006              |
| 2000399818 1                   | 77,520.00                        | 75,890.97                      | 01-Feb-2009     | 8.800%                  | OH - 80.00%                      | 360              | 01-Nov-2006              |
| 2000399823 2                   | 108,000.00                       | 105,622.55                     | 01-Apr-2009     | 8.600%                  | FL - 80.00%                      | 360              | 01-Dec-2006              |
| 2000399825 1                   | 116,850.00                       | 114,138.66                     | 01-Jan-2009     | 9.990%                  | TX - 95.00%                      | 360              | 01-Dec-2006              |
| 2000399828 2                   | 337,500.00                       | 331,885.38                     | 01-Jul-2008     | 9.300%                  | FL - 90.00%                      | 360              | 01-Dec-2006              |
| 2000399832 1                   | 168,000.00                       | 165,486.04                     | 01-Feb-2009     | 7.600%                  | MI - 80.00%                      | 360              | 01-Dec-2006              |
| 2000399835 1                   | 178,500.00                       | 173,374.89                     | 01-Sep-2008     | 8.990%                  | FL - 85.00%                      | 360              | 01-Nov-2006              |
| 2000399842 1                   | 266,400.00                       | 258,078.44                     | 01-Jul-2009     | 7.500%                  | FL - 90.00%                      | 360              | 01-Nov-2006              |
| 2000399852 2                   | 164,000.00                       | 163,926.66                     | 01-Dec-2008     | 8.050%                  | CA - 80.00%                      | 360              | 01-Dec-2006              |

## Mortgage Pass-Through Certificates

October 25, 2010 Distribution

| Loan Number<br>&<br>Loan Group | Original<br>Principal<br>Balance | Stated<br>Principal<br>Balance | Paid to<br>Date | Current<br>Note<br>Rate | State &<br>LTV at<br>Origination | Original<br>Term | First<br>Payment<br>Date |
|--------------------------------|----------------------------------|--------------------------------|-----------------|-------------------------|----------------------------------|------------------|--------------------------|
| 2000399859 1                   | 121,500.00                       | 117,593.94                     | 01-Jun-2009     | 6.750%                  | MI - 90.00%                      | 360              | 01-Nov-2006              |
| 2000399868 1                   | 246,400.00                       | 236,971.92                     | 01-Dec-2007     | 7.800%                  | NY - 80.00%                      | 360              | 01-Nov-2006              |
| 2000399872 1                   | 105,000.00                       | 99,785.38                      | 01-Jul-2009     | 6.000%                  | NY - 70.47%                      | 360              | 01-Nov-2006              |
| 2000399874 1                   | 71,400.00                        | 69,305.54                      | 01-Dec-2009     | 8.000%                  | SC - 85.00%                      | 360              | 01-Dec-2006              |
| 2000399904 1                   | 76,500.00                        | 75,710.47                      | 01-Aug-2009     | 2.000%                  | MI - 90.00%                      | 360              | 01-Dec-2006              |
| 2000399920 1                   | 209,000.00                       | 198,219.09                     | 01-Jun-2009     | 9.700%                  | GA - 95.00%                      | 360              | 01-Dec-2006              |
| 2000399921 1                   | 98,080.00                        | 97,949.51                      | 01-Jul-2009     | 10.150%                 | OH - 80.00%                      | 360              | 01-Dec-2006              |
| 2000399929 2                   | 318,000.00                       | 314,934.56                     | 01-Jul-2009     | 8.200%                  | FL - 79.50%                      | 360              | 01-Nov-2006              |
| 2000399936 1                   | 114,984.00                       | 109,757.58                     | 01-Oct-2009     | 9.900%                  | PA - 90.00%                      | 360              | 01-Nov-2006              |
| 2000399955 1                   | 180,000.00                       | 180,000.00                     | 01-Jun-2009     | 7.500%                  | WA - 88.67%                      | 360              | 01-Dec-2006              |
| 2000399956 2                   | 347,750.00                       | 340,813.81                     | 01-Jun-2009     | 7.550%                  | CA - 65.00%                      | 360              | 01-Dec-2006              |
| 2000399957 2                   | 148,400.00                       | 141,247.94                     | 01-Feb-2010     | 4.000%                  | FL - 80.00%                      | 360              | 01-Dec-2006              |
| 2000399971 1                   | 192,000.00                       | 189,242.49                     | 01-Jun-2007     | 8.300%                  | FL - 80.00%                      | 360              | 01-Dec-2006              |
| 2000399974 1                   | 124,800.00                       | 120,068.08                     | 01-Feb-2010     | 7.850%                  | MS - 80.00%                      | 360              | 01-Dec-2006              |
| 2000399980 2                   | 169,900.00                       | 166,430.07                     | 01-Mar-2009     | 11.100%                 | FL - 100.00%                     | 360              | 01-Dec-2006              |
| 2000399996 1                   | 136,500.00                       | 133,450.58                     | 01-Apr-2009     | 10.300%                 | FL - 75.00%                      | 360              | 01-Dec-2006              |
| 2000400007 1                   | 206,000.00                       | 205,934.77                     | 01-May-2008     | 7.600%                  | FL - 94.93%                      | 360              | 01-Dec-2006              |
| 2000400059 2                   | 646,000.00                       | 639,871.08                     | 01-Oct-2006     | 9.650%                  | NY - 95.00%                      | 360              | 01-Nov-2006              |
| 2000400062 2                   | 255,200.00                       | 253,017.15                     | 01-Oct-2007     | 5.750%                  | FL - 80.00%                      | 360              | 01-Nov-2006              |
| 2000400064 1                   | 118,000.00                       | 115,054.38                     | 01-Oct-2007     | 6.625%                  | FL - 65.56%                      | 360              | 01-Nov-2006              |
| 2000400070 2                   | 134,900.00                       | 131,705.60                     | 01-Mar-2009     | 10.300%                 | OK - 95.00%                      | 360              | 01-Dec-2006              |
| 2000400080 2                   | 120,000.00                       | 115,386.99                     | 01-Jan-2010     | 8.100%                  | TX - 80.00%                      | 360              | 01-Dec-2006              |
| 2000400093 2                   | 218,500.00                       | 213,437.53                     | 01-Jul-2007     | 10.050%                 | GA - 95.00%                      | 360              | 01-Dec-2006              |
| 2000400101 2                   | 132,000.00                       | 127,916.86                     | 01-Oct-2009     | 8.950%                  | FL - 80.00%                      | 360              | 01-Dec-2006              |
| 2000400106 2                   | 119,200.00                       | 117,413.71                     | 01-Aug-2008     | 9.550%                  | MI - 80.00%                      | 360              | 01-Dec-2006              |
| 2000400114 1                   | 187,200.00                       | 185,710.90                     | 01-Aug-2007     | 9.800%                  | FL - 90.00%                      | 360              | 01-Dec-2006              |
| 2000400117 1                   | 274,500.00                       | 267,654.38                     | 01-Nov-2009     | 9.800%                  | FL - 90.00%                      | 360              | 01-Dec-2006              |
| 2000400127 1                   | 216,000.00                       | 212,569.61                     | 01-May-2009     | 8.000%                  | MS - 90.00%                      | 360              | 01-Dec-2006              |
| 2000400129 2                   | 169,600.00                       | 165,507.81                     | 01-Apr-2009     | 9.950%                  | FL - 80.00%                      | 360              | 01-Dec-2006              |
| 2000400139 2                   | 373,500.00                       | 368,865.59                     | 01-Mar-2008     | 9.900%                  | FL - 90.00%                      | 360              | 01-Dec-2006              |
| 2000400158 2                   | 277,500.00                       | 266,687.56                     | 01-Dec-2009     | 7.700%                  | FL - 75.00%                      | 360              | 01-Dec-2006              |
| 2000400160 2                   | 153,000.00                       | 149,864.84                     | 01-Nov-2007     | 10.100%                 | SC - 90.00%                      | 360              | 01-Dec-2006              |
| 2000400164 1                   | 238,700.00                       | 235,066.12                     | 01-Sep-2008     | 7.900%                  | DC - 70.00%                      | 360              | 01-Dec-2006              |
| 2000400183 1                   | 170,000.00                       | 163,915.54                     | 01-Feb-2009     | 6.500%                  | FL - 73.91%                      | 360              | 01-Nov-2006              |
| 2000400205 2                   | 500,000.00                       | 493,236.67                     | 01-May-2009     | 8.250%                  | MD - 93.46%                      | 360              | 01-Dec-2006              |
| 2000400208 1                   | 181,875.00                       | 174,912.88                     | 01-Aug-2009     | 7.950%                  | MD - 75.00%                      | 360              | 01-Nov-2006              |
| 2000400214 2                   | 218,500.00                       | 214,893.07                     | 01-Oct-2008     | 9.550%                  | FL - 95.00%                      | 360              | 01-Dec-2006              |
| 2000400221 1                   | 189,000.00                       | 186,408.35                     | 01-Jul-2007     | 10.600%                 | CO - 90.00%                      | 360              | 01-Dec-2006              |
| 2000400222 1                   | 80,655.00                        | 80,200.06                      | 01-Jan-2009     | 9.750%                  | OH - 95.00%                      | 360              | 01-Dec-2006              |
| 2000400223 2                   | 56,700.00                        | 54,948.55                      | 01-May-2009     | 9.250%                  | PA - 89.57%                      | 360              | 01-Dec-2006              |
| 2000400232 2                   | 236,000.00                       | 236,000.00                     | 01-Dec-2007     | 6.600%                  | CA - 80.00%                      | 360              | 01-Dec-2006              |
| 2000400234 2                   | 301,750.00                       | 297,623.42                     | 01-Mar-2009     | 5.000%                  | CA - 85.00%                      | 360              | 01-Dec-2006              |
| 2000400270 1                   | 124,200.00                       | 118,650.17                     | 01-Aug-2009     | 6.500%                  | FL - 69.00%                      | 360              | 01-Dec-2006              |
| 2000400278 2                   | 209,600.00                       | 207,406.48                     | 01-Oct-2008     | 7.490%                  | FL - 80.00%                      | 360              | 01-Dec-2006              |
| 2000400289 2                   | 225,000.00                       | 219,841.01                     | 01-Jul-2007     | 10.100%                 | NJ - 90.00%                      | 360              | 01-Dec-2006              |
| 2000400297 1                   | 82,500.00                        | 80,300.37                      | 01-Nov-2008     | 9.990%                  | OR - 51.24%                      | 360              | 01-Dec-2006              |
| 2000400305 2                   | 133,000.00                       | 129,252.50                     | 01-Dec-2008     | 8.250%                  | FL - 70.00%                      | 360              | 01-Dec-2006              |

## Mortgage Pass-Through Certificates

October 25, 2010 Distribution

| Loan Number<br>&<br>Loan Group | Original<br>Principal<br>Balance | Stated<br>Principal<br>Balance | Paid to<br>Date | Current<br>Note<br>Rate | State &<br>LTV at<br>Origination | Original<br>Term | First<br>Payment<br>Date |
|--------------------------------|----------------------------------|--------------------------------|-----------------|-------------------------|----------------------------------|------------------|--------------------------|
| 2000400310 1                   | 205,700.00                       | 204,077.51                     | 01-Jun-2009     | 8.850%                  | FL - 85.00%                      | 360              | 01-Dec-2006              |
| 2000400318 1                   | 210,000.00                       | 206,544.42                     | 01-Oct-2008     | 7.600%                  | IL - 70.00%                      | 360              | 01-Dec-2006              |
| 2000400320 2                   | 138,700.00                       | 134,655.20                     | 01-Dec-2008     | 8.990%                  | FL - 95.00%                      | 360              | 01-Dec-2006              |
| 2000400327 1                   | 361,000.00                       | 360,002.29                     | 01-Apr-2009     | 7.000%                  | SC - 95.00%                      | 360              | 01-Dec-2006              |
| 2000400342 1                   | 192,500.00                       | 186,570.66                     | 01-Apr-2008     | 8.600%                  | FL - 70.00%                      | 360              | 01-Nov-2006              |
| 2000400344 1                   | 96,000.00                        | 93,396.34                      | 01-Dec-2009     | 8.800%                  | FL - 80.00%                      | 360              | 01-Dec-2006              |
| 2000400353 1                   | 161,500.00                       | 156,950.25                     | 01-May-2008     | 6.900%                  | MN - 85.00%                      | 360              | 01-Nov-2006              |
| 2000400358 1                   | 234,400.00                       | 228,868.32                     | 01-Jul-2008     | 7.600%                  | FL - 80.00%                      | 360              | 01-Dec-2006              |
| 2000400370 1                   | 160,000.00                       | 156,785.86                     | 01-Jul-2008     | 10.250%                 | PA - 80.00%                      | 360              | 01-Dec-2006              |
| 2000400377 2                   | 256,500.00                       | 254,909.42                     | 01-Jun-2008     | 9.300%                  | FL - 90.00%                      | 360              | 01-Dec-2006              |
| 2000400385 2                   | 184,000.00                       | 184,000.00                     | 01-Sep-2007     | 7.400%                  | FL - 80.00%                      | 360              | 01-Dec-2006              |
| 2000400399 2                   | 143,250.00                       | 140,962.27                     | 01-Nov-2007     | 9.600%                  | MO - 75.00%                      | 360              | 01-Dec-2006              |
| 2000400414 1                   | 185,000.00                       | 177,207.23                     | 01-Oct-2009     | 6.925%                  | FL - 68.52%                      | 360              | 01-Dec-2006              |
| 2000400416 1                   | 133,200.00                       | 131,268.76                     | 01-Jul-2008     | 10.200%                 | FL - 64.98%                      | 360              | 01-Dec-2006              |
| 2000400428 1                   | 105,300.00                       | 102,885.68                     | 01-Feb-2008     | 10.100%                 | PA - 90.00%                      | 360              | 01-Dec-2006              |
| 2000400429 1                   | 161,000.00                       | 158,211.98                     | 01-Dec-2007     | 9.250%                  | FL - 84.74%                      | 360              | 01-Dec-2006              |
| 2000400430 1                   | 165,300.00                       | 163,204.66                     | 01-Jul-2009     | 7.000%                  | CT - 95.00%                      | 360              | 01-Dec-2006              |
| 2000400435 2                   | 218,500.00                       | 217,135.72                     | 01-May-2009     | 9.750%                  | FL - 95.00%                      | 360              | 01-Nov-2006              |
| 2000400436 2                   | 653,400.00                       | 644,594.10                     | 01-Dec-2007     | 7.750%                  | CA - 90.00%                      | 360              | 01-Dec-2006              |
| 2000400476 1                   | 252,000.00                       | 243,722.29                     | 01-Oct-2009     | 7.000%                  | MD - 90.00%                      | 360              | 01-Dec-2006              |
| 2000400482 2                   | 74,800.00                        | 72,847.31                      | 01-Mar-2010     | 9.950%                  | TX - 80.00%                      | 360              | 01-Dec-2006              |
| 2000400484 2                   | 206,392.00                       | 206,392.00                     | 01-May-2007     | 8.900%                  | FL - 80.00%                      | 360              | 01-Dec-2006              |
| 2000400486 1                   | 255,500.00                       | 249,820.66                     | 01-Jun-2008     | 7.300%                  | CT - 94.98%                      | 360              | 01-Dec-2006              |
| 2000400516 1                   | 107,500.00                       | 102,507.65                     | 01-Aug-2008     | 7.750%                  | TX - 79.63%                      | 360              | 01-Dec-2006              |
| 2000400519 2                   | 469,552.00                       | 469,552.00                     | 01-Mar-2009     | 6.990%                  | CA - 80.00%                      | 360              | 01-Dec-2006              |
| 2000400526 1                   | 136,000.00                       | 131,703.93                     | 01-Jun-2008     | 8.000%                  | FL - 79.07%                      | 360              | 01-Dec-2006              |
| 2000400528 1                   | 74,400.00                        | 71,616.97                      | 01-Mar-2010     | 6.000%                  | FL - 80.00%                      | 360              | 01-Dec-2006              |
| 2000400535 1                   | 59,500.00                        | 57,978.70                      | 01-Aug-2009     | 9.950%                  | SC - 85.00%                      | 360              | 01-Dec-2006              |
| 2000400537 1                   | 127,500.00                       | 124,679.59                     | 01-May-2008     | 10.650%                 | LA - 75.00%                      | 360              | 01-Dec-2006              |
| 2000400538 1                   | 73,800.00                        | 72,154.53                      | 01-Jun-2009     | 8.900%                  | KY - 90.00%                      | 360              | 01-Dec-2006              |
| 2000400551 1                   | 175,500.00                       | 169,689.14                     | 01-Jan-2009     | 8.990%                  | NJ - 65.00%                      | 360              | 01-Dec-2006              |
| 2000400564 1                   | 209,950.00                       | 208,093.07                     | 01-Feb-2008     | 8.150%                  | FL - 84.32%                      | 360              | 01-Dec-2006              |
| 2000400568 1                   | 119,000.00                       | 115,898.29                     | 01-Jan-2010     | 8.375%                  | FL - 70.00%                      | 360              | 01-Dec-2006              |
| 2000400569 1                   | 105,000.00                       | 103,548.38                     | 01-Jan-2008     | 7.875%                  | FL - 74.47%                      | 360              | 01-Dec-2006              |
| 2000400572 1                   | 297,000.00                       | 290,149.80                     | 01-Dec-2008     | 7.990%                  | FL - 90.00%                      | 360              | 01-Dec-2006              |
| 2000400600 2                   | 101,000.00                       | 98,392.61                      | 01-Apr-2010     | 9.900%                  | SC - 92.66%                      | 360              | 01-Dec-2006              |
| 2000400607 2                   | 206,400.00                       | 204,244.40                     | 01-Jul-2007     | 9.100%                  | FL - 80.00%                      | 360              | 01-Dec-2006              |
| 2000400612 1                   | 273,000.00                       | 265,472.01                     | 01-May-2009     | 9.550%                  | CA - 70.00%                      | 360              | 01-Dec-2006              |
| 2000400639 2                   | 356,000.00                       | 340,730.96                     | 01-Dec-2008     | 6.900%                  | FL - 80.00%                      | 360              | 01-Dec-2006              |
| 2000400647 2                   | 423,000.00                       | 416,742.63                     | 01-Apr-2007     | 10.250%                 | FL - 90.00%                      | 360              | 01-Dec-2006              |
| 2000400669 2                   | 228,225.00                       | 223,709.62                     | 01-Nov-2008     | 9.300%                  | FL - 85.00%                      | 360              | 01-Dec-2006              |
| 2000400677 1                   | 71,250.00                        | 69,752.86                      | 01-Aug-2009     | 9.800%                  | MI - 75.00%                      | 360              | 01-Dec-2006              |
| 2000400683 2                   | 282,831.00                       | 282,831.00                     | 01-Nov-2008     | 6.600%                  | FL - 73.75%                      | 360              | 01-Dec-2006              |
| 2000400696 2                   | 161,100.00                       | 157,574.88                     | 01-Aug-2008     | 10.750%                 | VA - 90.00%                      | 360              | 01-Dec-2006              |
| 2000400715 2                   | 603,000.00                       | 582,326.20                     | 01-Apr-2009     | 8.100%                  | CA - 90.00%                      | 360              | 01-Dec-2006              |
| 2000400718 2                   | 127,500.00                       | 125,039.87                     | 01-Dec-2009     | 10.400%                 | OH - 85.00%                      | 360              | 01-Dec-2006              |
| 2000400719 1                   | 185,300.00                       | 182,196.62                     | 01-Jul-2008     | 9.450%                  | FL - 85.00%                      | 360              | 01-Dec-2006              |

| Loan Number<br>&<br>Loan Group | Original<br>Principal<br>Balance | Stated<br>Principal<br>Balance | Paid to<br>Date | Current<br>Note<br>Rate | State &<br>LTV at<br>Origination | Original<br>Term | First<br>Payment<br>Date |
|--------------------------------|----------------------------------|--------------------------------|-----------------|-------------------------|----------------------------------|------------------|--------------------------|
| 2000400721 2                   | 549,000.00                       | 533,691.62                     | 01-Jul-2007     | 6.875%                  | NY - 90.00%                      | 360              | 01-Dec-2006              |
| 2000400725 1                   | 53,200.00                        | 52,564.87                      | 01-Mar-2008     | 9.900%                  | PA - 95.00%                      | 360              | 01-Dec-2006              |
| 2000400738 2                   | 88,000.00                        | 85,182.32                      | 01-Aug-2009     | 8.100%                  | FL - 80.00%                      | 360              | 01-Dec-2006              |
| 2000400760 1                   | 161,500.00                       | 161,500.00                     | 01-Nov-2007     | 8.150%                  | FL - 95.00%                      | 360              | 01-Dec-2006              |
| 2000400762 2                   | 187,500.00                       | 184,714.58                     | 01-Nov-2007     | 9.875%                  | FL - 75.00%                      | 360              | 01-Dec-2006              |
| 2000400763 2                   | 67,000.00                        | 65,179.35                      | 01-Aug-2009     | 9.750%                  | MO - 57.27%                      | 360              | 01-Dec-2006              |
| 2000400775 2                   | 126,000.00                       | 123,366.85                     | 01-Aug-2008     | 10.850%                 | WV - 90.00%                      | 360              | 01-Dec-2006              |
| 2000400777 1                   | 135,750.00                       | 132,357.64                     | 01-Apr-2010     | 9.990%                  | CT - 75.00%                      | 360              | 01-Dec-2006              |
| 2000400778 1                   | 106,200.00                       | 105,503.64                     | 01-Feb-2009     | 10.350%                 | OH - 90.00%                      | 360              | 01-Dec-2006              |
| 2000400803 2                   | 140,000.00                       | 133,823.98                     | 01-Feb-2009     | 8.500%                  | PA - 80.00%                      | 360              | 01-Dec-2006              |
| 2000400806 2                   | 212,800.00                       | 212,733.50                     | 01-Nov-2008     | 9.500%                  | FL - 80.00%                      | 360              | 01-Dec-2006              |
| 2000400824 1                   | 75,000.00                        | 73,622.04                      | 01-Feb-2009     | 9.350%                  | IN - 100.00%                     | 360              | 01-Dec-2006              |
| 2000400832 2                   | 201,000.00                       | 194,840.48                     | 01-Apr-2009     | 9.100%                  | FL - 78.82%                      | 360              | 01-Dec-2006              |
| 2000400853 2                   | 960,000.00                       | 959,666.00                     | 01-Jul-2007     | 8.350%                  | NV - 80.00%                      | 360              | 01-Dec-2006              |
| 2000400856 1                   | 168,000.00                       | 168,000.00                     | 01-Oct-2009     | 7.990%                  | CO - 80.00%                      | 360              | 01-Dec-2006              |
| 2000400858 1                   | 72,000.00                        | 70,429.63                      | 01-Jun-2009     | 8.990%                  | OH - 100.00%                     | 360              | 01-Dec-2006              |
| 2000400865 1                   | 62,000.00                        | 59,681.84                      | 01-Mar-2010     | 9.600%                  | FL - 68.89%                      | 360              | 01-Dec-2006              |
| 2000400877 2                   | 160,000.00                       | 157,377.40                     | 01-Nov-2008     | 7.990%                  | SC - 80.00%                      | 360              | 01-Dec-2006              |
| 2000400890 1                   | 283,500.00                       | 276,035.15                     | 01-Sep-2007     | 9.350%                  | NJ - 90.00%                      | 360              | 01-Dec-2006              |
| 2000400900 1                   | 369,000.00                       | 363,169.59                     | 01-Dec-2008     | 7.650%                  | MD - 90.00%                      | 360              | 01-Dec-2006              |
| 2000400901 1                   | 133,600.00                       | 131,968.35                     | 01-Nov-2008     | 8.450%                  | FL - 80.00%                      | 360              | 01-Dec-2006              |
| 2000400904 2                   | 420,000.00                       | 414,722.17                     | 01-Feb-2009     | 8.700%                  | NJ - 80.00%                      | 360              | 01-Dec-2006              |
| 2000400913 2                   | 314,100.00                       | 311,238.61                     | 01-Jan-2008     | 9.600%                  | NJ - 90.00%                      | 360              | 01-Dec-2006              |
| 2000400914 2                   | 480,000.00                       | 480,000.00                     | 01-Nov-2007     | 6.625%                  | CA - 80.00%                      | 360              | 01-Dec-2006              |
| 2000400925 1                   | 152,000.00                       | 147,104.86                     | 01-Dec-2008     | 8.850%                  | FL - 80.00%                      | 360              | 01-Dec-2006              |
| 2000400930 1                   | 220,500.00                       | 217,433.78                     | 01-Oct-2009     | 7.450%                  | FL - 73.50%                      | 360              | 01-Dec-2006              |
| 2000400939 2                   | 52,250.00                        | 51,426.89                      | 01-Apr-2008     | 9.500%                  | IN - 95.00%                      | 360              | 01-Dec-2006              |
| 2000400940 1                   | 210,000.00                       | 206,859.89                     | 01-Mar-2009     | 7.950%                  | CT - 57.53%                      | 360              | 01-Dec-2006              |
| 2000400945 1                   | 101,500.00                       | 99,403.87                      | 01-Apr-2009     | 8.750%                  | MI - 100.00%                     | 360              | 01-Dec-2006              |
| 2000400949 2                   | 169,520.00                       | 163,475.15                     | 01-Feb-2009     | 7.600%                  | FL - 80.00%                      | 360              | 01-Dec-2006              |
| 2000400951 2                   | 472,500.00                       | 458,734.79                     | 01-Nov-2006     | 9.150%                  | NY - 90.00%                      | 360              | 01-Dec-2006              |
| 2000400956 1                   | 163,200.00                       | 163,200.00                     | 01-Mar-2008     | 8.050%                  | FL - 69.45%                      | 360              | 01-Dec-2006              |
| 2000400973 2                   | 440,000.00                       | 434,782.49                     | 01-Aug-2008     | 8.990%                  | DC - 80.00%                      | 360              | 01-Dec-2006              |
| 2000400978 1                   | 71,250.00                        | 68,988.66                      | 01-Jul-2009     | 8.850%                  | OH - 95.00%                      | 360              | 01-Dec-2006              |
| 2000400997 2                   | 264,800.00                       | 264,800.00                     | 01-Feb-2009     | 5.000%                  | CA - 80.00%                      | 360              | 01-Dec-2006              |
| 2000401008 1                   | 245,000.00                       | 238,694.59                     | 01-Feb-2008     | 9.450%                  | MD - 67.12%                      | 360              | 01-Dec-2006              |
| 2000401024 1                   | 116,100.00                       | 114,366.49                     | 01-Jun-2009     | 7.250%                  | SC - 90.00%                      | 360              | 01-Dec-2006              |
| 2000401036 1                   | 318,750.00                       | 309,555.13                     | 01-Apr-2007     | 8.700%                  | FL - 85.00%                      | 360              | 01-Dec-2006              |
| 2000401040 1                   | 200,000.00                       | 194,568.54                     | 01-Mar-2010     | 9.375%                  | MN - 80.65%                      | 360              | 01-Nov-2006              |
| 2000401043 1                   | 75,600.00                        | 74,364.95                      | 01-Feb-2010     | 8.250%                  | FL - 78.75%                      | 360              | 01-Dec-2006              |
| 2000401052 2                   | 375,000.00                       | 361,293.38                     | 01-Sep-2008     | 7.600%                  | PA - 75.00%                      | 360              | 01-Dec-2006              |
| 2000401084 2                   | 96,600.00                        | 94,575.80                      | 01-Sep-2007     | 10.350%                 | PA - 77.28%                      | 360              | 01-Dec-2006              |
| 2000401087 1                   | 150,000.00                       | 148,771.52                     | 01-Aug-2007     | 9.990%                  | FL - 47.62%                      | 360              | 01-Dec-2006              |
| 2000401095 1                   | 110,400.00                       | 108,321.70                     | 01-Jun-2008     | 8.990%                  | FL - 80.00%                      | 360              | 01-Dec-2006              |
| 2000401107 1                   | 143,000.00                       | 140,021.46                     | 01-Apr-2009     | 6.050%                  | FL - 74.79%                      | 360              | 01-Dec-2006              |
| 2000401109 2                   | 400,000.00                       | 400,000.00                     | 01-Aug-2008     | 5.375%                  | NV - 72.07%                      | 360              | 01-Nov-2006              |
| 2000401139 2                   | 500,000.00                       | 482,309.47                     | 01-Aug-2009     | 6.000%                  | NJ - 94.70%                      | 360              | 01-Dec-2006              |

## Mortgage Pass-Through Certificates

October 25, 2010 Distribution

| Loan Number<br>&<br>Loan Group | Original<br>Principal<br>Balance | Stated<br>Principal<br>Balance | Paid to<br>Date | Current<br>Note<br>Rate | State &<br>LTV at<br>Origination | Original<br>Term | First<br>Payment<br>Date |
|--------------------------------|----------------------------------|--------------------------------|-----------------|-------------------------|----------------------------------|------------------|--------------------------|
| 2000401162 1                   | 121,600.00                       | 118,107.26                     | 01-Feb-2008     | 9.250%                  | TX - 80.00%                      | 360              | 01-Dec-2006              |
| 2000401173 2                   | 104,000.00                       | 100,858.77                     | 01-Jul-2009     | 7.150%                  | MO - 80.00%                      | 360              | 01-Dec-2006              |
| 2000401177 2                   | 220,500.00                       | 219,371.21                     | 01-Oct-2008     | 8.000%                  | CT - 90.00%                      | 360              | 01-Dec-2006              |
| 2000401197 1                   | 146,700.00                       | 145,159.41                     | 01-Jan-2009     | 9.650%                  | LA - 90.00%                      | 360              | 01-Dec-2006              |
| 2000401202 1                   | 128,250.00                       | 124,906.67                     | 01-Feb-2009     | 9.850%                  | MI - 95.00%                      | 360              | 01-Dec-2006              |
| 2000401203 2                   | 121,500.00                       | 120,619.87                     | 01-Jun-2007     | 10.500%                 | FL - 90.00%                      | 360              | 01-Dec-2006              |
| 2000401219 1                   | 108,000.00                       | 107,442.73                     | 01-Jul-2008     | 10.500%                 | OH - 90.00%                      | 360              | 01-Dec-2006              |
| 2000401233 1                   | 114,750.00                       | 110,439.29                     | 01-Aug-2009     | 6.625%                  | FL - 78.60%                      | 360              | 01-Dec-2006              |
| 2000401235 1                   | 183,600.00                       | 179,869.34                     | 01-Apr-2009     | 6.600%                  | FL - 90.00%                      | 360              | 01-Dec-2006              |
| 2000401247 2                   | 212,000.00                       | 208,027.10                     | 01-Dec-2009     | 11.400%                 | PA - 80.00%                      | 360              | 01-Dec-2006              |
| 2000401249 1                   | 157,500.00                       | 157,391.08                     | 01-Jun-2008     | 8.300%                  | FL - 90.00%                      | 360              | 01-Dec-2006              |
| 2000401254 1                   | 228,800.00                       | 223,451.25                     | 01-Jan-2010     | 7.250%                  | CA - 65.00%                      | 360              | 01-Dec-2006              |
| 2000401255 2                   | 412,000.00                       | 411,875.98                     | 01-Jan-2010     | 5.000%                  | CA - 80.00%                      | 360              | 01-Nov-2006              |
| 2000401257 1                   | 315,000.00                       | 306,452.82                     | 01-Apr-2008     | 7.275%                  | FL - 60.00%                      | 360              | 01-Dec-2006              |
| 2000401258 2                   | 52,250.00                        | 50,940.61                      | 01-Aug-2009     | 10.950%                 | PA - 95.00%                      | 360              | 01-Dec-2006              |
| 2000401265 2                   | 135,000.00                       | 131,630.31                     | 01-Feb-2008     | 7.550%                  | FL - 90.00%                      | 360              | 01-Dec-2006              |
| 2000401288 1                   | 86,400.00                        | 82,417.94                      | 01-Oct-2009     | 1.750%                  | MN - 80.00%                      | 360              | 01-Dec-2006              |
| 2000401292 1                   | 89,600.00                        | 86,278.93                      | 01-Mar-2009     | 7.550%                  | TX - 80.00%                      | 360              | 01-Dec-2006              |
| 2000401293 2                   | 319,212.00                       | 307,745.00                     | 01-Apr-2008     | 7.990%                  | WA - 80.00%                      | 360              | 01-Dec-2006              |
| 2000401295 1                   | 297,000.00                       | 295,225.70                     | 01-Feb-2008     | 9.450%                  | FL - 90.00%                      | 360              | 01-Dec-2006              |
| 2000401300 1                   | 130,000.00                       | 126,307.60                     | 01-Sep-2008     | 9.250%                  | FL - 50.58%                      | 360              | 01-Dec-2006              |
| 2000401307 1                   | 100,000.00                       | 97,709.76                      | 01-Mar-2010     | 8.600%                  | IN - 100.00%                     | 360              | 01-Nov-2006              |
| 2000401315 1                   | 266,500.00                       | 258,950.16                     | 01-Jan-2008     | 9.300%                  | CA - 61.98%                      | 360              | 01-Dec-2006              |
| 2000401318 2                   | 450,000.00                       | 433,680.11                     | 01-Oct-2008     | 7.600%                  | FL - 53.76%                      | 360              | 01-Dec-2006              |
| 2000401321 2                   | 62,400.00                        | 59,977.68                      | 01-May-2009     | 7.400%                  | OH - 80.00%                      | 360              | 01-Dec-2006              |
| 2000401322 1                   | 101,600.00                       | 98,524.54                      | 01-Apr-2008     | 8.750%                  | IL - 80.00%                      | 360              | 01-Dec-2006              |
| 2000401327 1                   | 458,500.00                       | 450,352.09                     | 01-Jan-2007     | 9.150%                  | NJ - 70.00%                      | 360              | 01-Dec-2006              |
| 2000401343 1                   | 147,137.00                       | 143,149.54                     | 01-Feb-2010     | 9.700%                  | TX - 90.00%                      | 360              | 01-Dec-2006              |
| 2000401346 2                   | 135,000.00                       | 133,044.40                     | 01-Dec-2007     | 12.400%                 | ME - 100.00%                     | 360              | 01-Dec-2006              |
| 2000401356 1                   | 95,400.00                        | 92,592.20                      | 01-Dec-2008     | 8.650%                  | MI - 90.00%                      | 360              | 01-Dec-2006              |
| 2000401362 1                   | 316,000.00                       | 311,746.23                     | 01-Mar-2008     | 6.375%                  | FL - 80.00%                      | 360              | 01-Dec-2006              |
| 2000401372 1                   | 175,067.00                       | 175,041.50                     | 01-Oct-2009     | 6.000%                  | AZ - 87.10%                      | 360              | 01-Dec-2006              |
| 2000401374 2                   | 250,000.00                       | 243,605.84                     | 01-Feb-2008     | 7.500%                  | FL - 81.97%                      | 360              | 01-Dec-2006              |
| 2000401382 1                   | 92,700.00                        | 90,323.47                      | 01-May-2009     | 8.850%                  | MI - 90.00%                      | 360              | 01-Dec-2006              |
| 2000401390 1                   | 110,960.00                       | 107,426.76                     | 01-Dec-2009     | 9.990%                  | MI - 95.00%                      | 360              | 01-Dec-2006              |
| 2000401413 1                   | 67,500.00                        | 65,694.88                      | 01-Jan-2009     | 9.150%                  | SC - 90.00%                      | 360              | 01-Dec-2006              |
| 2000401427 1                   | 151,920.00                       | 146,713.23                     | 01-Dec-2007     | 7.750%                  | FL - 80.00%                      | 360              | 01-Dec-2006              |
| 2000401446 2                   | 387,000.00                       | 382,899.29                     | 01-Oct-2007     | 8.450%                  | FL - 88.97%                      | 360              | 01-Dec-2006              |
| 2000401452 1                   | 311,400.00                       | 305,603.21                     | 01-Feb-2008     | 9.100%                  | FL - 90.00%                      | 360              | 01-Dec-2006              |
| 2000401459 1                   | 260,000.00                       | 256,484.70                     | 01-Mar-2009     | 10.700%                 | FL - 77.61%                      | 360              | 01-Dec-2006              |
| 2000401460 2                   | 69,000.00                        | 77,802.75                      | 01-Jan-2010     | 4.875%                  | MI - 75.00%                      | 360              | 01-Dec-2006              |
| 2000401461 1                   | 150,000.00                       | 148,722.01                     | 01-Sep-2009     | 8.150%                  | FL - 41.67%                      | 360              | 01-Dec-2006              |
| 2000401469 2                   | 146,400.00                       | 142,264.15                     | 01-Feb-2008     | 8.600%                  | FL - 80.00%                      | 360              | 01-Dec-2006              |
| 2000401473 1                   | 143,100.00                       | 139,382.87                     | 01-Aug-2008     | 9.950%                  | PA - 90.00%                      | 360              | 01-Dec-2006              |
| 2000401480 1                   | 157,600.00                       | 153,541.30                     | 01-Sep-2007     | 9.900%                  | FL - 80.00%                      | 360              | 01-Dec-2006              |
| 2000401493 2                   | 156,560.00                       | 154,171.70                     | 01-Oct-2007     | 9.600%                  | FL - 100.00%                     | 360              | 01-Dec-2006              |
| 2000401497 2                   | 66,750.00                        | 65,730.68                      | 01-May-2009     | 11.100%                 | MI - 75.00%                      | 360              | 01-Dec-2006              |

## Mortgage Pass-Through Certificates

October 25, 2010 Distribution

| Loan Number<br>&<br>Loan Group | Original<br>Principal<br>Balance | Stated<br>Principal<br>Balance | Paid to<br>Date | Current<br>Note<br>Rate | State &<br>LTV at<br>Origination | Original<br>Term | First<br>Payment<br>Date |
|--------------------------------|----------------------------------|--------------------------------|-----------------|-------------------------|----------------------------------|------------------|--------------------------|
| 2000401498 1                   | 264,000.00                       | 263,908.70                     | 01-Dec-2008     | 8.300%                  | CA - 80.00%                      | 360              | 01-Dec-2006              |
| 2000401503 1                   | 206,550.00                       | 204,487.75                     | 01-Feb-2009     | 9.350%                  | FL - 85.00%                      | 360              | 01-Dec-2006              |
| 2000401504 2                   | 600,000.00                       | 581,677.76                     | 01-Mar-2009     | 8.950%                  | CA - 80.00%                      | 360              | 01-Dec-2006              |
| 2000401516 1                   | 175,500.00                       | 169,998.21                     | 01-Jan-2009     | 7.100%                  | FL - 65.00%                      | 360              | 01-Dec-2006              |
| 2000401557 1                   | 88,500.00                        | 84,059.64                      | 01-Apr-2010     | 1.750%                  | FL - 75.00%                      | 360              | 01-Dec-2006              |
| 2000401560 2                   | 156,000.00                       | 151,130.17                     | 01-Jan-2010     | 8.750%                  | MS - 80.00%                      | 360              | 01-Dec-2006              |
| 2000401562 2                   | 117,000.00                       | 114,047.26                     | 01-Nov-2008     | 10.050%                 | MS - 90.00%                      | 360              | 01-Dec-2006              |
| 2000401564 1                   | 300,000.00                       | 297,750.17                     | 01-Aug-2008     | 8.700%                  | CA - 76.92%                      | 360              | 01-Dec-2006              |
| 2000401577 2                   | 122,400.00                       | 120,453.45                     | 01-Mar-2010     | 7.800%                  | SC - 80.00%                      | 360              | 01-Dec-2006              |
| 2000401587 1                   | 263,250.00                       | 259,233.01                     | 01-Jul-2008     | 12.550%                 | NC - 65.00%                      | 360              | 01-Dec-2006              |
| 2000401588 1                   | 191,900.00                       | 188,773.98                     | 01-Apr-2008     | 9.750%                  | FL - 95.00%                      | 360              | 01-Dec-2006              |
| 2000401594 2                   | 112,200.00                       | 109,464.80                     | 01-Jan-2009     | 8.900%                  | MI - 85.00%                      | 360              | 01-Dec-2006              |
| 2000401598 2                   | 345,000.00                       | 339,476.14                     | 01-Dec-2008     | 10.800%                 | FL - 100.00%                     | 360              | 01-Dec-2006              |
| 2000401605 1                   | 72,000.00                        | 70,868.15                      | 01-Feb-2009     | 9.850%                  | PA - 90.00%                      | 360              | 01-Dec-2006              |
| 2000401609 1                   | 229,500.00                       | 221,268.53                     | 01-Dec-2008     | 5.500%                  | LA - 85.00%                      | 360              | 01-Dec-2006              |
| 2000401616 1                   | 261,500.00                       | 258,214.05                     | 01-Feb-2008     | 8.700%                  | OR - 58.11%                      | 360              | 01-Dec-2006              |
| 2000401620 1                   | 200,100.00                       | 194,393.89                     | 01-May-2008     | 9.050%                  | AZ - 80.04%                      | 360              | 01-Dec-2006              |
| 2000401641 2                   | 305,000.00                       | 299,528.88                     | 01-Dec-2007     | 9.150%                  | FL - 100.00%                     | 360              | 01-Dec-2006              |
| 2000401659 1                   | 140,000.00                       | 137,305.14                     | 01-Jan-2008     | 10.990%                 | CT - 70.00%                      | 360              | 01-Dec-2006              |
| 2000401660 2                   | 133,200.00                       | 130,764.65                     | 01-Jul-2008     | 11.250%                 | MS - 90.00%                      | 360              | 01-Dec-2006              |
| 2000401662 2                   | 636,000.00                       | 627,945.14                     | 01-Feb-2008     | 8.800%                  | NJ - 80.00%                      | 360              | 01-Dec-2006              |
| 2000401664 1                   | 153,900.00                       | 151,468.81                     | 01-Oct-2008     | 7.990%                  | FL - 68.40%                      | 360              | 01-Dec-2006              |
| 2000401668 1                   | 367,500.00                       | 354,799.33                     | 01-Jun-2008     | 8.150%                  | MD - 75.00%                      | 360              | 01-Dec-2006              |
| 2000401680 1                   | 350,200.00                       | 348,051.07                     | 01-Feb-2008     | 9.500%                  | FL - 85.00%                      | 360              | 01-Dec-2006              |
| 2000401685 2                   | 981,000.00                       | 957,887.45                     | 01-Sep-2007     | 9.900%                  | FL - 90.00%                      | 360              | 01-Dec-2006              |
| 2000401696 1                   | 214,700.00                       | 213,156.57                     | 01-Apr-2008     | 8.850%                  | FL - 95.00%                      | 360              | 01-Dec-2006              |
| 2000401703 1                   | 202,500.00                       | 196,629.21                     | 01-Jan-2010     | 7.625%                  | FL - 75.00%                      | 360              | 01-Dec-2006              |
| 2000401705 2                   | 151,719.00                       | 151,586.22                     | 01-Oct-2009     | 8.350%                  | IL - 80.00%                      | 360              | 01-Dec-2006              |
| 2000401715 2                   | 107,000.00                       | 103,961.24                     | 01-Dec-2007     | 8.990%                  | NY - 68.59%                      | 360              | 01-Dec-2006              |
| 2000401727 2                   | 85,455.00                        | 84,299.51                      | 01-May-2007     | 10.700%                 | TX - 90.00%                      | 360              | 01-Dec-2006              |
| 2000401765 1                   | 228,000.00                       | 226,177.99                     | 01-Mar-2008     | 8.450%                  | FL - 95.00%                      | 360              | 01-Dec-2006              |
| 2000401767 1                   | 108,000.00                       | 102,596.42                     | 01-Mar-2010     | 3.000%                  | FL - 80.00%                      | 360              | 01-Dec-2006              |
| 2000401780 2                   | 181,600.00                       | 175,600.23                     | 01-Mar-2009     | 7.900%                  | FL - 80.00%                      | 360              | 01-Dec-2006              |
| 2000401788 1                   | 130,000.00                       | 128,198.69                     | 01-Aug-2009     | 7.900%                  | AZ - 40.00%                      | 360              | 01-Dec-2006              |
| 2000401791 2                   | 100,400.00                       | 95,507.46                      | 01-Jul-2009     | 3.000%                  | FL - 82.30%                      | 360              | 01-Dec-2006              |
| 2000401798 2                   | 459,200.00                       | 452,735.85                     | 01-Feb-2008     | 8.350%                  | NY - 80.00%                      | 360              | 01-Dec-2006              |
| 2000401810 2                   | 508,500.00                       | 508,500.00                     | 01-Feb-2008     | 9.200%                  | CA - 90.00%                      | 360              | 01-Dec-2006              |
| 2000401812 2                   | 160,000.00                       | 158,158.27                     | 01-Aug-2009     | 4.990%                  | AZ - 80.00%                      | 360              | 01-Dec-2006              |
| 2000401817 1                   | 110,200.00                       | 107,352.68                     | 01-Jun-2009     | 9.350%                  | PA - 95.00%                      | 360              | 01-Dec-2006              |
| 2000401820 1                   | 110,000.00                       | 109,027.12                     | 01-Oct-2008     | 8.150%                  | FL - 72.85%                      | 360              | 01-Dec-2006              |
| 2000401834 1                   | 178,500.00                       | 177,232.36                     | 01-Jul-2008     | 8.990%                  | FL - 85.00%                      | 360              | 01-Dec-2006              |
| 2000401847 1                   | 135,000.00                       | 131,183.47                     | 01-Mar-2008     | 8.800%                  | FL - 75.00%                      | 360              | 01-Dec-2006              |
| 2000401854 2                   | 143,910.00                       | 139,729.96                     | 01-Jun-2008     | 9.200%                  | PA - 90.00%                      | 360              | 01-Dec-2006              |
| 2000401872 2                   | 83,250.00                        | 82,219.93                      | 01-May-2009     | 9.050%                  | LA - 75.00%                      | 360              | 01-Dec-2006              |
| 2000401878 1                   | 326,250.00                       | 316,097.79                     | 01-Jul-2008     | 8.600%                  | NY - 75.00%                      | 360              | 01-Dec-2006              |
| 2000401881 2                   | 294,100.00                       | 294,100.00                     | 01-Mar-2008     | 8.150%                  | FL - 85.00%                      | 360              | 01-Dec-2006              |
| 2000401892 2                   | 228,600.00                       | 222,071.10                     | 01-Jan-2008     | 8.950%                  | FL - 90.00%                      | 360              | 01-Dec-2006              |

## Mortgage Pass-Through Certificates

### October 25, 2010 Distribution

| Loan Number<br>&<br>Loan Group | Original<br>Principal<br>Balance | Stated<br>Principal<br>Balance | Paid to<br>Date | Current<br>Note<br>Rate | State &<br>LTV at<br>Origination | Original<br>Term | First<br>Payment<br>Date |
|--------------------------------|----------------------------------|--------------------------------|-----------------|-------------------------|----------------------------------|------------------|--------------------------|
| 2000401893 2                   | 100,000.00                       | 96,990.50                      | 01-Mar-2008     | 9.250%                  | FL - 59.17%                      | 360              | 01-Dec-2006              |
| 2000401900 1                   | 163,500.00                       | 158,563.57                     | 01-Sep-2008     | 7.925%                  | FL - 75.00%                      | 360              | 01-Dec-2006              |
| 2000401906 2                   | 101,600.00                       | 98,493.84                      | 01-Oct-2007     | 8.700%                  | NC - 80.00%                      | 360              | 01-Dec-2006              |
| 2000401907 2                   | 25,400.00                        | 23,907.51                      | 01-May-2007     | 11.000%                 | NC - 100.00%                     | 180              | 01-Dec-2006              |
| 2000401922 1                   | 120,000.00                       | 116,000.02                     | 01-Nov-2007     | 8.550%                  | NY - 25.81%                      | 360              | 01-Dec-2006              |
| 2000401936 1                   | 344,000.00                       | 335,034.88                     | 01-Jul-2008     | 8.550%                  | FL - 80.00%                      | 360              | 01-Dec-2006              |
| 2000401938 1                   | 135,000.00                       | 133,392.59                     | 01-Jan-2007     | 10.100%                 | FL - 90.00%                      | 360              | 01-Dec-2006              |
| 2000401942 1                   | 277,950.00                       | 274,563.16                     | 01-Oct-2007     | 9.950%                  | FL - 85.00%                      | 360              | 01-Dec-2006              |
| 2000401946 1                   | 212,500.00                       | 209,657.04                     | 01-Apr-2008     | 8.650%                  | FL - 85.00%                      | 360              | 01-Dec-2006              |
| 2000401953 1                   | 308,750.00                       | 303,345.00                     | 01-Mar-2008     | 6.450%                  | NY - 95.00%                      | 360              | 01-Dec-2006              |
| 2000401959 2                   | 337,500.00                       | 353,295.18                     | 01-Mar-2010     | 2.000%                  | NJ - 90.00%                      | 360              | 01-Dec-2006              |
| 2000401985 1                   | 242,250.00                       | 234,030.93                     | 01-Jan-2010     | 7.750%                  | NJ - 85.00%                      | 360              | 01-Dec-2006              |
| 2000401986 1                   | 92,160.00                        | 89,172.85                      | 01-Dec-2008     | 8.700%                  | PA - 72.00%                      | 360              | 01-Dec-2006              |
| 2000401990 1                   | 225,000.00                       | 215,884.39                     | 01-Apr-2008     | 7.750%                  | FL - 60.00%                      | 360              | 01-Dec-2006              |
| 2000402012 2                   | 152,000.00                       | 150,648.66                     | 01-Aug-2008     | 8.550%                  | FL - 80.00%                      | 360              | 01-Dec-2006              |
| 2000402054 1                   | 144,810.00                       | 141,774.78                     | 01-Mar-2009     | 9.350%                  | SC - 90.00%                      | 360              | 01-Dec-2006              |
| 2000402057 1                   | 126,000.00                       | 122,245.42                     | 01-Dec-2009     | 9.150%                  | OH - 90.00%                      | 360              | 01-Dec-2006              |
| 2000402081 2                   | 319,920.00                       | 311,963.02                     | 01-Mar-2010     | 4.990%                  | FL - 80.00%                      | 360              | 01-Dec-2006              |
| 2000402088 1                   | 176,640.00                       | 173,359.83                     | 01-Jul-2009     | 9.850%                  | FL - 80.00%                      | 360              | 01-Dec-2006              |
| 2000402092 2                   | 432,000.00                       | 432,000.00                     | 01-Sep-2008     | 7.500%                  | CA - 90.00%                      | 360              | 01-Dec-2006              |
| 2000402101 1                   | 149,200.00                       | 147,511.36                     | 01-Jul-2008     | 8.950%                  | MD - 80.00%                      | 360              | 01-Dec-2006              |
| 2000402104 1                   | 140,000.00                       | 135,397.89                     | 01-Feb-2008     | 8.350%                  | MA - 43.75%                      | 360              | 01-Dec-2006              |
| 2000402107 2                   | 128,250.00                       | 126,005.73                     | 01-Aug-2008     | 9.150%                  | GA - 95.00%                      | 360              | 01-Dec-2006              |
| 2000402108 2                   | 345,000.00                       | 345,000.00                     | 01-Oct-2008     | 6.375%                  | CA - 87.34%                      | 360              | 01-Dec-2006              |
| 2000402113 2                   | 213,600.00                       | 213,600.00                     | 01-Feb-2008     | 8.950%                  | AZ - 80.00%                      | 360              | 01-Dec-2006              |
| 2000402138 2                   | 423,000.00                       | 417,266.85                     | 01-Oct-2007     | 8.200%                  | NY - 90.00%                      | 360              | 01-Dec-2006              |
| 2000402143 2                   | 172,800.00                       | 172,800.00                     | 01-Mar-2009     | 7.925%                  | NV - 80.00%                      | 360              | 01-Dec-2006              |
| 2000402151 1                   | 228,000.00                       | 226,903.12                     | 01-Oct-2008     | 8.000%                  | FL - 95.00%                      | 360              | 01-Dec-2006              |
| 2000402152 2                   | 71,400.00                        | 69,525.17                      | 01-Feb-2009     | 9.700%                  | PA - 70.00%                      | 360              | 01-Dec-2006              |
| 2000402155 2                   | 332,400.00                       | 325,699.85                     | 01-Sep-2008     | 7.150%                  | FL - 80.00%                      | 360              | 01-Dec-2006              |
| 2000402158 2                   | 208,000.00                       | 203,390.21                     | 01-Feb-2009     | 6.000%                  | FL - 80.00%                      | 360              | 01-Dec-2006              |
| 2000402172 2                   | 173,600.00                       | 173,600.00                     | 01-Nov-2009     | 7.350%                  | FL - 80.00%                      | 360              | 01-Dec-2006              |
| 2000402179 1                   | 400,000.00                       | 388,337.48                     | 01-Nov-2008     | 7.000%                  | FL - 65.04%                      | 360              | 01-Dec-2006              |
| 2000402194 1                   | 200,000.00                       | 195,950.04                     | 01-Dec-2008     | 9.000%                  | MA - 80.00%                      | 360              | 01-Dec-2006              |
| 2000402203 2                   | 180,000.00                       | 180,000.00                     | 01-Apr-2009     | 7.900%                  | FL - 80.00%                      | 360              | 01-Dec-2006              |
| 2000402204 2                   | 387,000.00                       | 379,056.73                     | 01-Oct-2007     | 8.150%                  | FL - 90.00%                      | 360              | 01-Dec-2006              |
| 2000402210 1                   | 95,000.00                        | 91,332.42                      | 01-Aug-2009     | 6.350%                  | FL - 73.08%                      | 360              | 01-Dec-2006              |
| 2000402222 2                   | 266,400.00                       | 259,185.17                     | 01-Oct-2008     | 9.550%                  | PA - 90.00%                      | 360              | 01-Dec-2006              |
| 2000402227 2                   | 198,400.00                       | 198,400.00                     | 01-Aug-2008     | 7.650%                  | NV - 80.00%                      | 360              | 01-Dec-2006              |
| 2000402244 1                   | 288,750.00                       | 277,885.12                     | 01-Mar-2009     | 7.550%                  | CA - 75.00%                      | 360              | 01-Dec-2006              |
| 2000402245 1                   | 177,000.00                       | 175,596.34                     | 01-Feb-2008     | 8.800%                  | FL - 94.15%                      | 360              | 01-Dec-2006              |
| 2000402262 2                   | 440,000.00                       | 438,495.68                     | 01-Apr-2008     | 8.375%                  | CA - 80.00%                      | 360              | 01-Nov-2006              |
| 2000402268 1                   | 118,800.00                       | 115,905.93                     | 01-Oct-2008     | 7.625%                  | FL - 66.00%                      | 360              | 01-Nov-2006              |
| 2000402274 1                   | 133,000.00                       | 128,974.20                     | 01-May-2009     | 8.950%                  | FL - 68.21%                      | 360              | 01-Nov-2006              |
| 2000402276 1                   | 140,000.00                       | 137,403.00                     | 01-Oct-2008     | 9.300%                  | FL - 70.00%                      | 360              | 01-Nov-2006              |
| 2000402280 1                   | 256,500.00                       | 247,258.24                     | 01-Nov-2009     | 7.750%                  | FL - 90.00%                      | 360              | 01-Dec-2006              |
| 2000402284 1                   | 229,500.00                       | 222,951.52                     | 01-Apr-2009     | 9.510%                  | FL - 85.00%                      | 360              | 01-Nov-2006              |

## Mortgage Pass-Through Certificates

October 25, 2010 Distribution

| Loan Number<br>&<br>Loan Group | Original<br>Principal<br>Balance | Stated<br>Principal<br>Balance | Paid to<br>Date | Current<br>Note<br>Rate | State &<br>LTV at<br>Origination | Original<br>Term | First<br>Payment<br>Date |
|--------------------------------|----------------------------------|--------------------------------|-----------------|-------------------------|----------------------------------|------------------|--------------------------|
| 2000402285 1                   | 231,000.00                       | 226,413.74                     | 01-Jul-2007     | 7.770%                  | FL - 68.96%                      | 360              | 01-Dec-2006              |
| 2000402311 1                   | 105,000.00                       | 101,434.22                     | 01-Jul-2007     | 7.625%                  | FL - 75.00%                      | 360              | 01-Nov-2006              |
| 2000379850 1                   | 135,000.00                       | 130,555.37                     | 01-Aug-2008     | 8.825%                  | ME - 74.38%                      | 360              | 01-Aug-2006              |
| 2000380795 2                   | 530,000.00                       | 513,576.07                     | 01-Jul-2009     | 8.000%                  | NJ - 89.98%                      | 360              | 01-Aug-2006              |
| 2000381119 1                   | 360,000.00                       | 351,581.03                     | 01-Feb-2009     | 10.800%                 | MA - 90.00%                      | 360              | 01-Sep-2006              |
| 2000385608 2                   | 140,000.00                       | 134,985.28                     | 01-May-2009     | 8.350%                  | MA - 74.07%                      | 360              | 01-Oct-2006              |
| 2000396893 2                   | 94,000.00                        | 91,204.47                      | 01-Jan-2009     | 8.450%                  | FL - 80.00%                      | 360              | 01-Oct-2006              |
| 2000397058 1                   | 228,000.00                       | 222,190.27                     | 01-Jan-2007     | 10.100%                 | NJ - 80.00%                      | 360              | 01-Nov-2006              |
| 2000397665 2                   | 589,600.00                       | 571,945.02                     | 01-Feb-2007     | 8.850%                  | NJ - 80.00%                      | 360              | 01-Nov-2006              |
| 2000397731 2                   | 603,000.00                       | 598,631.55                     | 01-Nov-2007     | 7.563%                  | NY - 90.00%                      | 360              | 01-Oct-2006              |
| 2000398160 1                   | 60,200.00                        | 59,489.26                      | 01-Mar-2009     | 10.990%                 | MI - 70.00%                      | 360              | 01-Nov-2006              |
| 2000398368 2                   | 450,000.00                       | 443,544.96                     | 01-Jul-2007     | 8.000%                  | NY - 90.00%                      | 360              | 01-Nov-2006              |
| 2000398457 1                   | 220,000.00                       | 217,976.51                     | 01-Oct-2006     | 8.250%                  | FL - 80.00%                      | 360              | 01-Nov-2006              |
| 2000398652 2                   | 220,000.00                       | 214,065.05                     | 01-Aug-2008     | 9.400%                  | NJ - 80.00%                      | 360              | 01-Nov-2006              |
| 2000398777 1                   | 112,000.00                       | 108,405.77                     | 01-Nov-2008     | 9.875%                  | OH - 70.00%                      | 360              | 01-Nov-2006              |
| 2000399536 1                   | 99,000.00                        | 96,403.40                      | 01-Nov-2009     | 10.350%                 | MS - 90.00%                      | 360              | 01-Nov-2006              |
| 2000399734 1                   | 276,250.00                       | 271,383.80                     | 01-May-2007     | 8.500%                  | FL - 85.00%                      | 360              | 01-Dec-2006              |
| 2000399918 1                   | 197,812.00                       | 191,457.88                     | 01-Apr-2008     | 7.900%                  | FL - 42.36%                      | 360              | 01-Dec-2006              |
| 2000400045 1                   | 308,500.00                       | 294,816.92                     | 01-Nov-2008     | 7.850%                  | AZ - 84.99%                      | 360              | 01-Dec-2006              |
| 2000400823 2                   | 136,500.00                       | 131,645.85                     | 01-Apr-2010     | 8.200%                  | ID - 79.67%                      | 360              | 01-Dec-2006              |
| 2000401478 1                   | 161,500.00                       | 157,999.71                     | 01-Sep-2009     | 9.350%                  | MN - 85.00%                      | 360              | 01-Dec-2006              |
| 2000402334 1                   | 181,450.00                       | 177,028.01                     | 01-Mar-2008     | 9.700%                  | FL - 95.00%                      | 360              | 01-Dec-2006              |
| 2000402353 2                   | 368,000.00                       | 363,859.94                     | 01-Feb-2009     | 7.400%                  | CA - 80.00%                      | 360              | 01-Dec-2006              |
| 2000402355 2                   | 140,250.00                       | 138,466.51                     | 01-Jul-2007     | 8.000%                  | FL - 85.00%                      | 360              | 01-Dec-2006              |
| 2000402363 1                   | 108,000.00                       | 104,637.15                     | 01-Mar-2009     | 6.325%                  | FL - 90.00%                      | 360              | 01-Dec-2006              |
| 2000402367 2                   | 136,800.00                       | 133,816.02                     | 01-May-2009     | 10.750%                 | TX - 90.00%                      | 360              | 01-Dec-2006              |
| 2000402374 2                   | 591,500.00                       | 580,909.01                     | 01-Mar-2009     | 7.600%                  | CA - 91.00%                      | 360              | 01-Dec-2006              |
| 2000402396 2                   | 312,000.00                       | 308,774.67                     | 01-Oct-2007     | 7.650%                  | FL - 80.00%                      | 360              | 01-Dec-2006              |
| 2000402409 2                   | 160,000.00                       | 155,953.98                     | 01-Aug-2009     | 9.990%                  | NC - 74.77%                      | 360              | 01-Dec-2006              |
| 2000402418 2                   | 70,975.00                        | 69,252.09                      | 01-Oct-2009     | 8.900%                  | MI - 85.00%                      | 360              | 01-Dec-2006              |
| 2000402429 1                   | 132,000.00                       | 128,978.41                     | 01-Apr-2007     | 10.250%                 | PA - 80.00%                      | 360              | 01-Dec-2006              |
| 2000402432 2                   | 212,000.00                       | 211,904.17                     | 01-Jan-2009     | 6.250%                  | WA - 80.00%                      | 360              | 01-Dec-2006              |
| 2000402457 2                   | 166,500.00                       | 166,500.00                     | 01-Nov-2007     | 7.800%                  | MN - 92.50%                      | 360              | 01-Dec-2006              |
| 2000402473 2                   | 143,000.00                       | 141,896.25                     | 01-Mar-2007     | 12.000%                 | FL - 100.00%                     | 180              | 01-Dec-2006              |
| 2000402474 2                   | 572,000.00                       | 567,337.89                     | 01-Mar-2007     | 8.650%                  | FL - 80.00%                      | 360              | 01-Dec-2006              |
| 2000402488 1                   | 95,200.00                        | 93,763.03                      | 01-Jan-2009     | 10.350%                 | TN - 85.00%                      | 360              | 01-Dec-2006              |
| 2000402492 2                   | 181,678.00                       | 177,107.34                     | 01-Jan-2010     | 9.900%                  | FL - 90.00%                      | 360              | 01-Jan-2007              |
| 2000402493 1                   | 139,200.00                       | 137,796.40                     | 01-May-2009     | 5.000%                  | MI - 80.00%                      | 360              | 01-Dec-2006              |
| 2000402495 2                   | 436,500.00                       | 433,022.21                     | 01-Feb-2007     | 10.100%                 | NY - 90.00%                      | 360              | 01-Dec-2006              |
| 2000402510 2                   | 99,000.00                        | 98,687.82                      | 01-May-2008     | 10.950%                 | FL - 90.00%                      | 360              | 01-Dec-2006              |
| 2000402526 2                   | 220,500.00                       | 216,255.74                     | 01-Jun-2008     | 11.400%                 | VA - 90.00%                      | 360              | 01-Dec-2006              |
| 2000402534 1                   | 92,700.00                        | 90,485.06                      | 01-Aug-2007     | 9.900%                  | IN - 90.00%                      | 360              | 01-Dec-2006              |
| 2000402551 2                   | 130,400.00                       | 125,730.51                     | 01-Aug-2009     | 6.650%                  | FL - 80.00%                      | 360              | 01-Dec-2006              |
| 2000402557 2                   | 220,000.00                       | 219,929.95                     | 01-Apr-2008     | 7.500%                  | FL - 80.00%                      | 360              | 01-Dec-2006              |
| 2000402559 1                   | 77,400.00                        | 74,392.86                      | 01-Mar-2010     | 7.950%                  | NC - 90.00%                      | 360              | 01-Dec-2006              |
| 2000402579 2                   | 138,400.00                       | 134,243.93                     | 01-Aug-2008     | 8.500%                  | FL - 80.00%                      | 360              | 01-Dec-2006              |
| 2000402584 1                   | 190,000.00                       | 184,901.14                     | 01-Mar-2010     | 9.900%                  | SC - 95.00%                      | 360              | 01-Jan-2007              |

## Mortgage Pass-Through Certificates

### October 25, 2010 Distribution

| Loan Number<br>&<br>Loan Group | Original<br>Principal<br>Balance | Stated<br>Principal<br>Balance | Paid to<br>Date | Current<br>Note<br>Rate | State &<br>LTV at<br>Origination | Original<br>Term | First<br>Payment<br>Date |
|--------------------------------|----------------------------------|--------------------------------|-----------------|-------------------------|----------------------------------|------------------|--------------------------|
| 2000402585 1                   | 137,700.00                       | 134,238.73                     | 01-Feb-2009     | 9.990%                  | LA - 90.00%                      | 360              | 01-Dec-2006              |
| 2000402615 1                   | 275,500.00                       | 272,155.92                     | 01-Aug-2009     | 8.175%                  | FL - 95.00%                      | 360              | 01-Dec-2006              |
| 2000402627 1                   | 50,400.00                        | 48,727.07                      | 01-May-2009     | 8.900%                  | IN - 78.75%                      | 360              | 01-Dec-2006              |
| 2000402636 1                   | 83,100.00                        | 80,349.45                      | 01-Dec-2008     | 6.375%                  | NY - 94.97%                      | 360              | 01-Dec-2006              |
| 2000402643 1                   | 277,000.00                       | 265,829.09                     | 01-Apr-2009     | 6.000%                  | CA - 62.96%                      | 360              | 01-Dec-2006              |
| 2000402653 2                   | 408,000.00                       | 407,998.93                     | 01-Apr-2010     | 6.000%                  | CA - 80.00%                      | 360              | 01-Dec-2006              |
| 2000402663 1                   | 108,000.00                       | 106,319.83                     | 01-Jun-2009     | 8.500%                  | MI - 100.00%                     | 360              | 01-Dec-2006              |
| 2000402679 1                   | 378,000.00                       | 371,041.42                     | 01-Jun-2008     | 8.800%                  | CA - 90.00%                      | 360              | 01-Dec-2006              |
| 2000402691 2                   | 124,925.00                       | 121,964.46                     | 01-Jan-2008     | 7.600%                  | NC - 95.00%                      | 360              | 01-Dec-2006              |
| 2000402703 1                   | 147,750.00                       | 160,445.15                     | 01-Feb-2010     | 2.000%                  | NJ - 82.08%                      | 360              | 01-Sep-2006              |
| 2000402708 1                   | 53,800.00                        | 52,835.25                      | 01-Sep-2008     | 9.150%                  | OH - 80.00%                      | 360              | 01-Dec-2006              |
| 2000402725 1                   | 175,000.00                       | 166,370.89                     | 01-Jan-2010     | 5.250%                  | MD - 49.72%                      | 360              | 01-Dec-2006              |
| 2000402726 1                   | 202,500.00                       | 201,268.75                     | 01-Nov-2007     | 9.550%                  | FL - 90.00%                      | 360              | 01-Dec-2006              |
| 2000402727 2                   | 187,500.00                       | 182,001.36                     | 01-Dec-2007     | 8.990%                  | PA - 75.00%                      | 360              | 01-Dec-2006              |
| 2000402753 2                   | 251,200.00                       | 246,433.76                     | 01-Aug-2008     | 6.750%                  | FL - 80.00%                      | 360              | 01-Jan-2007              |
| 2000402763 1                   | 113,600.00                       | 112,269.67                     | 01-Feb-2008     | 6.900%                  | FL - 80.00%                      | 360              | 01-Dec-2006              |
| 2000402782 1                   | 100,500.00                       | 97,885.42                      | 01-May-2008     | 9.450%                  | IL - 71.53%                      | 360              | 01-Dec-2006              |
| 2000402804 2                   | 118,400.00                       | 113,552.34                     | 01-Mar-2009     | 6.000%                  | KY - 80.00%                      | 360              | 01-Dec-2006              |
| 2000402814 2                   | 152,910.00                       | 149,247.85                     | 01-Aug-2009     | 10.275%                 | SC - 90.00%                      | 360              | 01-Dec-2006              |
| 2000402820 2                   | 99,450.00                        | 97,520.75                      | 01-Feb-2009     | 8.000%                  | MO - 85.00%                      | 360              | 01-May-2006              |
| 2000402877 1                   | 178,500.00                       | 175,687.13                     | 01-May-2008     | 9.750%                  | FL - 85.00%                      | 360              | 01-Dec-2006              |
| 2000402903 1                   | 75,000.00                        | 73,033.39                      | 01-Jan-2009     | 11.700%                 | OH - 82.42%                      | 360              | 01-Dec-2006              |
| 2000402904 1                   | 333,000.00                       | 321,756.84                     | 01-Aug-2009     | 8.600%                  | CA - 60.55%                      | 360              | 01-Dec-2006              |
| 2000402909 1                   | 117,000.00                       | 112,460.01                     | 01-Feb-2009     | 8.750%                  | OH - 90.00%                      | 360              | 01-Dec-2006              |
| 2000402940 2                   | 247,000.00                       | 246,994.72                     | 01-May-2007     | 8.950%                  | AZ - 95.00%                      | 360              | 01-Dec-2006              |
| 2000402959 2                   | 560,500.00                       | 560,500.00                     | 01-May-2008     | 8.550%                  | NY - 95.00%                      | 360              | 01-Jan-2007              |
| 2000402973 1                   | 75,000.00                        | 72,755.86                      | 01-Jun-2009     | 8.990%                  | PA - 62.50%                      | 360              | 01-Jan-2007              |
| 2000402975 2                   | 192,000.00                       | 191,999.59                     | 01-Jul-2009     | 2.000%                  | FL - 80.00%                      | 360              | 01-Dec-2006              |
| 2000403017 2                   | 248,000.00                       | 237,680.88                     | 01-Sep-2009     | 2.000%                  | FL - 80.00%                      | 360              | 01-Jan-2007              |
| 2000403037 2                   | 189,451.00                       | 187,017.75                     | 01-Apr-2009     | 8.700%                  | WA - 80.00%                      | 360              | 01-Dec-2006              |
| 2000403047 1                   | 140,000.00                       | 136,740.75                     | 01-Nov-2007     | 10.300%                 | TX - 80.00%                      | 360              | 01-Jan-2007              |
| 2000403048 1                   | 244,000.00                       | 236,306.09                     | 01-Aug-2009     | 8.900%                  | CT - 76.73%                      | 360              | 01-Dec-2006              |
| 2000403065 1                   | 163,000.00                       | 160,490.25                     | 01-Jul-2008     | 8.200%                  | FL - 74.09%                      | 360              | 01-Dec-2006              |
| 2000403083 2                   | 332,000.00                       | 325,775.49                     | 01-Jul-2007     | 8.900%                  | FL - 80.00%                      | 360              | 01-Dec-2006              |
| 2000403086 1                   | 111,000.00                       | 107,883.54                     | 01-Jul-2007     | 5.375%                  | FL - 73.51%                      | 360              | 01-Dec-2006              |
| 2000403102 1                   | 396,000.00                       | 392,005.59                     | 01-May-2008     | 9.200%                  | FL - 88.00%                      | 360              | 01-Jan-2007              |
| 2000403113 2                   | 90,000.00                        | 87,979.79                      | 01-Mar-2010     | 7.750%                  | GA - 90.00%                      | 360              | 01-Dec-2006              |
| 2000403143 2                   | 160,000.00                       | 156,930.02                     | 01-May-2008     | 11.350%                 | NC - 80.00%                      | 360              | 01-Jan-2007              |
| 2000403151 1                   | 370,500.00                       | 369,914.51                     | 01-Sep-2008     | 9.100%                  | NY - 95.00%                      | 360              | 01-Dec-2006              |
| 2000403152 2                   | 229,500.00                       | 225,858.54                     | 01-Jan-2009     | 7.500%                  | FL - 85.00%                      | 360              | 01-Dec-2006              |
| 2000403160 1                   | 365,500.00                       | 363,786.02                     | 01-Oct-2007     | 9.450%                  | VA - 85.00%                      | 360              | 01-Jan-2007              |
| 2000403180 1                   | 395,000.00                       | 384,338.51                     | 01-May-2008     | 7.625%                  | MA - 74.81%                      | 360              | 01-Dec-2006              |
| 2000403181 2                   | 231,300.00                       | 231,300.00                     | 01-Aug-2007     | 9.550%                  | MD - 90.00%                      | 360              | 01-Jan-2007              |
| 2000403184 1                   | 120,000.00                       | 117,264.49                     | 01-Nov-2007     | 8.375%                  | FL - 75.00%                      | 360              | 01-Dec-2006              |
| 2000403194 2                   | 160,000.00                       | 160,000.00                     | 01-Feb-2009     | 7.600%                  | AZ - 80.00%                      | 360              | 01-Dec-2006              |
| 2000403206 2                   | 100,800.00                       | 99,859.03                      | 01-Oct-2009     | 9.800%                  | GA - 90.00%                      | 360              | 01-Dec-2006              |
| 2000403212 1                   | 158,400.00                       | 153,705.76                     | 01-Sep-2007     | 8.950%                  | FL - 90.00%                      | 360              | 01-Dec-2006              |

## Mortgage Pass-Through Certificates

October 25, 2010 Distribution

| Loan Number<br>&<br>Loan Group | Original<br>Principal<br>Balance | Stated<br>Principal<br>Balance | Paid to<br>Date | Current<br>Note<br>Rate | State &<br>LTV at<br>Origination | Original<br>Term | First<br>Payment<br>Date |
|--------------------------------|----------------------------------|--------------------------------|-----------------|-------------------------|----------------------------------|------------------|--------------------------|
| 2000403214 1                   | 146,700.00                       | 143,087.99                     | 01-Dec-2008     | 9.800%                  | GA - 90.00%                      | 360              | 01-Dec-2006              |
| 2000403234 1                   | 106,250.00                       | 103,363.37                     | 01-Mar-2009     | 9.500%                  | OH - 85.00%                      | 360              | 01-Jan-2007              |
| 2000403242 1                   | 173,250.00                       | 170,858.95                     | 01-Sep-2008     | 8.400%                  | FL - 75.00%                      | 360              | 01-Dec-2006              |
| 2000403249 2                   | 50,000.00                        | 48,685.84                      | 01-Apr-2008     | 10.450%                 | NC - 52.63%                      | 360              | 01-Dec-2006              |
| 2000403256 2                   | 410,946.00                       | 398,963.89                     | 01-Apr-2008     | 9.145%                  | FL - 99.74%                      | 360              | 01-Dec-2006              |
| 2000403267 2                   | 312,000.00                       | 306,416.61                     | 01-Jul-2008     | 8.100%                  | FL - 80.00%                      | 360              | 01-Jan-2007              |
| 2000403292 2                   | 224,000.00                       | 220,204.82                     | 01-Dec-2006     | 7.900%                  | FL - 80.00%                      | 360              | 01-Jan-2007              |
| 2000403306 2                   | 59,900.00                        | 70,485.79                      | 01-Jul-2009     | 11.400%                 | IL - 100.00%                     | 360              | 01-Jan-2007              |
| 2000403309 1                   | 126,000.00                       | 124,806.82                     | 01-Jul-2008     | 7.500%                  | WI - 90.00%                      | 360              | 01-Dec-2006              |
| 2000403314 2                   | 136,000.00                       | 132,105.85                     | 01-Jul-2008     | 9.025%                  | NJ - 80.00%                      | 360              | 01-Dec-2006              |
| 2000403318 1                   | 270,000.00                       | 269,910.56                     | 01-Oct-2008     | 7.950%                  | AZ - 56.25%                      | 360              | 01-Dec-2006              |
| 2000403329 1                   | 136,800.00                       | 133,759.21                     | 01-Sep-2009     | 6.900%                  | GA - 80.00%                      | 360              | 01-Dec-2006              |
| 2000403333 2                   | 114,900.00                       | 111,995.73                     | 01-Mar-2009     | 9.990%                  | NC - 100.00%                     | 360              | 01-Jan-2007              |
| 2000403335 2                   | 247,000.00                       | 245,924.45                     | 01-May-2008     | 9.990%                  | NJ - 95.00%                      | 360              | 01-Dec-2006              |
| 2000403340 1                   | 146,250.00                       | 145,750.52                     | 01-Aug-2009     | 6.375%                  | MN - 75.00%                      | 360              | 01-Dec-2006              |
| 2000403345 2                   | 184,000.00                       | 178,051.54                     | 01-Sep-2009     | 8.990%                  | TX - 80.00%                      | 360              | 01-Jan-2007              |
| 2000403382 2                   | 276,000.00                       | 264,533.99                     | 01-Dec-2009     | 1.945%                  | FL - 80.00%                      | 360              | 01-Jan-2007              |
| 2000403398 2                   | 396,370.00                       | 390,851.08                     | 01-Jul-2009     | 7.990%                  | FL - 90.00%                      | 360              | 01-Jan-2007              |
| 2000403409 1                   | 159,505.00                       | 159,499.95                     | 01-Aug-2008     | 9.150%                  | FL - 95.00%                      | 360              | 01-Jan-2007              |
| 2000403418 2                   | 367,000.00                       | 359,943.81                     | 01-Apr-2009     | 5.750%                  | CT - 69.91%                      | 360              | 01-Dec-2006              |
| 2000403427 1                   | 340,000.00                       | 339,840.00                     | 01-Sep-2007     | 6.400%                  | FL - 80.00%                      | 360              | 01-Jan-2007              |
| 2000403428 1                   | 153,000.00                       | 149,118.08                     | 01-Mar-2009     | 9.990%                  | PA - 87.93%                      | 360              | 01-Dec-2006              |
| 2000403430 1                   | 152,000.00                       | 147,596.59                     | 01-May-2008     | 9.200%                  | VA - 84.44%                      | 360              | 01-Jan-2007              |
| 2000403433 2                   | 117,000.00                       | 116,344.37                     | 01-Jul-2008     | 9.850%                  | OH - 90.00%                      | 360              | 01-Jan-2007              |
| 2000403462 1                   | 76,000.00                        | 74,820.15                      | 01-Jul-2009     | 9.700%                  | FL - 100.00%                     | 360              | 01-Dec-2006              |
| 2000403463 2                   | 59,360.00                        | 56,636.89                      | 01-Mar-2010     | 6.625%                  | PA - 100.00%                     | 360              | 01-Oct-2006              |
| 2000403505 2                   | 134,705.00                       | 132,738.28                     | 01-Jan-2009     | 7.900%                  | FL - 80.00%                      | 360              | 01-Jan-2007              |
| 2000403523 2                   | 508,000.00                       | 508,000.00                     | 01-Jul-2007     | 5.875%                  | NJ - 77.91%                      | 360              | 01-Dec-2006              |
| 2000403529 1                   | 287,000.00                       | 277,175.16                     | 01-Feb-2009     | 7.000%                  | FL - 59.79%                      | 360              | 01-Dec-2006              |
| 2000403530 1                   | 79,600.00                        | 76,219.14                      | 01-Jul-2008     | 5.375%                  | GA - 80.00%                      | 360              | 01-Dec-2006              |
| 2000403590 2                   | 467,200.00                       | 467,200.00                     | 01-Sep-2008     | 7.975%                  | FL - 80.00%                      | 360              | 01-Jan-2007              |
| 2000403598 2                   | 100,000.00                       | 97,448.91                      | 01-Mar-2009     | 6.000%                  | MI - 80.00%                      | 360              | 01-Dec-2006              |
| 2000403604 2                   | 117,000.00                       | 115,172.43                     | 01-May-2008     | 9.800%                  | FL - 90.00%                      | 360              | 01-Jan-2007              |
| 2000403605 2                   | 249,400.00                       | 244,507.65                     | 01-Sep-2009     | 5.990%                  | FL - 58.00%                      | 360              | 01-Jan-2007              |
| 2000403618 1                   | 131,120.00                       | 131,120.00                     | 01-Nov-2008     | 6.900%                  | FL - 80.00%                      | 360              | 01-Jan-2007              |
| 2000403621 2                   | 224,000.00                       | 220,900.15                     | 01-Oct-2008     | 8.100%                  | FL - 80.00%                      | 360              | 01-Jan-2007              |
| 2000403626 2                   | 570,000.00                       | 555,660.10                     | 01-Sep-2008     | 9.900%                  | FL - 64.77%                      | 360              | 01-Jan-2007              |
| 2000403654 1                   | 150,300.00                       | 148,420.55                     | 01-Oct-2008     | 8.990%                  | FL - 90.00%                      | 360              | 01-Jan-2007              |
| 2000403663 2                   | 170,000.00                       | 168,118.94                     | 01-Dec-2007     | 7.500%                  | MD - 42.50%                      | 360              | 01-Dec-2006              |
| 2000403675 2                   | 570,000.00                       | 562,943.73                     | 01-Apr-2009     | 8.790%                  | AZ - 95.00%                      | 360              | 01-Jan-2007              |
| 2000403678 1                   | 185,000.00                       | 178,817.29                     | 01-Aug-2009     | 1.750%                  | FL - 89.37%                      | 360              | 01-Nov-2006              |
| 2000403680 1                   | 146,300.00                       | 144,284.03                     | 01-Jun-2009     | 8.400%                  | AZ - 70.00%                      | 360              | 01-Jan-2007              |
| 2000403699 1                   | 158,000.00                       | 153,293.36                     | 01-Feb-2010     | 9.150%                  | DC - 61.48%                      | 360              | 01-Dec-2006              |
| 2000403713 1                   | 403,200.00                       | 400,178.04                     | 01-Oct-2007     | 8.700%                  | FL - 84.00%                      | 360              | 01-Dec-2006              |
| 2000403717 2                   | 218,000.00                       | 217,259.24                     | 01-Sep-2009     | 8.350%                  | VA - 80.00%                      | 360              | 01-Jan-2007              |
| 2000403718 1                   | 285,000.00                       | 282,282.16                     | 01-Jul-2008     | 7.720%                  | CA - 79.17%                      | 360              | 01-Jan-2007              |
| 2000403724 2                   | 665,000.00                       | 658,251.31                     | 01-Dec-2007     | 9.450%                  | CA - 70.00%                      | 360              | 01-Jan-2007              |

## Mortgage Pass-Through Certificates

October 25, 2010 Distribution

| Loan Number<br>&<br>Loan Group | Original<br>Principal<br>Balance | Stated<br>Principal<br>Balance | Paid to<br>Date | Current<br>Note<br>Rate | State &<br>LTV at<br>Origination | Original<br>Term | First<br>Payment<br>Date |
|--------------------------------|----------------------------------|--------------------------------|-----------------|-------------------------|----------------------------------|------------------|--------------------------|
| 2000403735 2                   | 358,200.00                       | 351,484.53                     | 01-Nov-2007     | 8.750%                  | FL - 90.00%                      | 360              | 01-Jan-2007              |
| 2000403739 1                   | 92,880.00                        | 91,776.98                      | 01-Dec-2007     | 11.150%                 | FL - 90.00%                      | 360              | 01-Jan-2007              |
| 2000403754 2                   | 212,000.00                       | 207,602.96                     | 01-Jan-2007     | 8.350%                  | FL - 80.00%                      | 360              | 01-Jan-2007              |
| 2000403758 1                   | 138,750.00                       | 134,107.19                     | 01-Nov-2009     | 6.000%                  | FL - 75.00%                      | 360              | 01-Jan-2007              |
| 2000403761 1                   | 245,000.00                       | 234,614.03                     | 01-Mar-2010     | 4.500%                  | LA - 100.00%                     | 360              | 01-Jan-2007              |
| 2000403770 1                   | 170,000.00                       | 164,104.17                     | 01-Dec-2008     | 8.200%                  | FL - 85.00%                      | 360              | 01-Jan-2007              |
| 2000403784 2                   | 139,200.00                       | 137,727.53                     | 01-Oct-2008     | 9.450%                  | FL - 60.00%                      | 360              | 01-Jan-2007              |
| 2000403785 1                   | 240,291.00                       | 237,121.83                     | 01-Jun-2009     | 7.990%                  | FL - 90.00%                      | 360              | 01-Jan-2007              |
| 2000403797 1                   | 161,500.00                       | 157,422.79                     | 01-Dec-2008     | 9.990%                  | ME - 95.00%                      | 360              | 01-Jan-2007              |
| 2000403801 1                   | 215,910.00                       | 213,069.07                     | 01-Aug-2008     | 10.650%                 | FL - 90.00%                      | 360              | 01-Jan-2007              |
| 2000403805 1                   | 141,600.00                       | 138,110.21                     | 01-Jan-2009     | 10.400%                 | TX - 80.00%                      | 360              | 01-Jan-2007              |
| 2000403821 1                   | 217,600.00                       | 214,248.14                     | 01-Oct-2007     | 7.990%                  | FL - 68.00%                      | 360              | 01-Jan-2007              |
| 2000403832 2                   | 164,000.00                       | 161,611.84                     | 01-Dec-2009     | 8.075%                  | MI - 80.00%                      | 360              | 01-Dec-2006              |
| 2000403835 2                   | 350,000.00                       | 333,325.25                     | 01-Aug-2009     | 6.000%                  | NY - 70.00%                      | 360              | 01-Dec-2006              |
| 2000403837 2                   | 159,200.00                       | 155,694.81                     | 01-Mar-2008     | 7.990%                  | FL - 80.00%                      | 360              | 01-Jan-2007              |
| 2000403840 2                   | 256,500.00                       | 254,444.38                     | 01-Aug-2008     | 8.500%                  | FL - 90.00%                      | 360              | 01-Jan-2007              |
| 2000403872 2                   | 568,000.00                       | 568,000.00                     | 01-Jan-2009     | 7.350%                  | CA - 80.00%                      | 360              | 01-Jan-2007              |
| 2000403874 1                   | 283,500.00                       | 279,561.18                     | 01-Sep-2007     | 7.490%                  | FL - 70.00%                      | 360              | 01-Jan-2007              |
| 2000403889 2                   | 149,520.00                       | 149,520.00                     | 01-Mar-2009     | 7.750%                  | FL - 80.00%                      | 360              | 01-Jan-2007              |
| 2000403892 1                   | 77,900.00                        | 76,703.61                      | 01-Aug-2009     | 10.250%                 | FL - 95.00%                      | 360              | 01-Jan-2007              |
| 2000403897 1                   | 266,400.00                       | 260,638.08                     | 01-Aug-2007     | 8.250%                  | FL - 90.00%                      | 360              | 01-Jan-2007              |
| 2000403900 2                   | 200,000.00                       | 200,000.00                     | 01-Aug-2008     | 7.700%                  | FL - 80.00%                      | 360              | 01-Jan-2007              |
| 2000403910 1                   | 96,000.00                        | 95,502.85                      | 01-Jan-2008     | 9.990%                  | FL - 80.00%                      | 360              | 01-Jan-2007              |
| 2000403912 1                   | 90,000.00                        | 87,819.95                      | 01-Jul-2008     | 9.700%                  | FL - 73.17%                      | 360              | 01-Jan-2007              |
| 2000403915 1                   | 134,910.00                       | 132,049.12                     | 01-Feb-2010     | 9.350%                  | VA - 90.00%                      | 360              | 01-Jan-2007              |
| 2000403926 1                   | 131,400.00                       | 134,456.29                     | 01-Jun-2008     | 9.275%                  | MI - 90.00%                      | 360              | 01-Jan-2007              |
| 2000403945 1                   | 153,000.00                       | 149,523.11                     | 01-Aug-2009     | 1.750%                  | FL - 90.00%                      | 360              | 01-Jan-2007              |
| 2000403977 2                   | 204,000.00                       | 204,000.00                     | 01-May-2009     | 7.900%                  | FL - 80.00%                      | 360              | 01-Jan-2007              |
| 2000403992 1                   | 322,000.00                       | 308,755.47                     | 01-Jul-2009     | 7.400%                  | NY - 75.77%                      | 360              | 01-Dec-2006              |
| 2000404001 2                   | 592,500.00                       | 592,500.00                     | 01-Oct-2007     | 6.850%                  | NJ - 75.00%                      | 360              | 01-Jan-2007              |
| 2000404015 1                   | 121,600.00                       | 118,518.66                     | 01-Mar-2009     | 7.250%                  | LA - 95.00%                      | 360              | 01-Dec-2006              |
| 2000404018 2                   | 212,000.00                       | 210,010.10                     | 01-Nov-2008     | 8.350%                  | FL - 80.00%                      | 360              | 01-Jan-2007              |
| 2000404019 2                   | 200,000.00                       | 194,399.18                     | 01-Apr-2009     | 7.125%                  | WI - 80.00%                      | 360              | 01-Dec-2006              |
| 2000404024 2                   | 344,000.00                       | 430,468.71                     | 01-Mar-2010     | 3.150%                  | FL - 80.00%                      | 360              | 01-Jan-2007              |
| 2000404036 2                   | 130,500.00                       | 126,897.66                     | 01-Oct-2009     | 10.500%                 | LA - 90.00%                      | 360              | 01-Jan-2007              |
| 2000404048 2                   | 169,600.00                       | 169,600.00                     | 01-Apr-2008     | 6.800%                  | FL - 80.00%                      | 360              | 01-Jan-2007              |
| 2000404050 1                   | 213,750.00                       | 208,874.74                     | 01-Dec-2007     | 9.990%                  | FL - 75.00%                      | 360              | 01-Jan-2007              |
| 2000404073 1                   | 192,000.00                       | 186,225.36                     | 01-Mar-2009     | 8.990%                  | FL - 76.80%                      | 360              | 01-Jan-2007              |
| 2000404076 2                   | 260,000.00                       | 260,000.00                     | 01-Sep-2008     | 7.990%                  | FL - 80.00%                      | 360              | 01-Jan-2007              |
| 2000404085 2                   | 151,812.00                       | 150,678.67                     | 01-May-2007     | 10.300%                 | NC - 80.00%                      | 360              | 01-Jan-2007              |
| 2000404091 1                   | 93,600.00                        | 93,600.00                      | 01-Sep-2009     | 7.900%                  | FL - 80.00%                      | 360              | 01-Jan-2007              |
| 2000404103 2                   | 249,850.00                       | 249,662.14                     | 01-Nov-2009     | 2.875%                  | LA - 95.00%                      | 360              | 01-Jan-2007              |
| 2000404112 1                   | 450,000.00                       | 443,259.39                     | 01-Sep-2007     | 7.650%                  | MA - 90.00%                      | 360              | 01-Jan-2007              |
| 2000404121 2                   | 175,500.00                       | 173,800.90                     | 01-May-2009     | 7.000%                  | MI - 89.54%                      | 360              | 01-Jan-2007              |
| 2000404132 1                   | 55,000.00                        | 55,000.00                      | 01-Jan-2010     | 7.750%                  | FL - 30.56%                      | 360              | 01-Jan-2007              |
| 2000404134 2                   | 100,000.00                       | 98,491.66                      | 01-Feb-2010     | 5.500%                  | FL - 43.48%                      | 360              | 01-Jan-2007              |
| 2000404161 2                   | 229,500.00                       | 222,165.51                     | 01-Sep-2008     | 8.250%                  | FL - 85.00%                      | 360              | 01-Dec-2006              |

| Loan Number<br>&<br>Loan Group | Original<br>Principal<br>Balance | Stated<br>Principal<br>Balance | Paid to<br>Date | Current<br>Note<br>Rate | State &<br>LTV at<br>Origination | Original<br>Term | First<br>Payment<br>Date |
|--------------------------------|----------------------------------|--------------------------------|-----------------|-------------------------|----------------------------------|------------------|--------------------------|
| 2000404162 1                   | 106,400.00                       | 104,242.92                     | 01-Jun-2009     | 6.500%                  | IL - 80.00%                      | 360              | 01-Jan-2007              |
| 2000404167 2                   | 79,500.00                        | 77,131.33                      | 01-Sep-2009     | 5.875%                  | PA - 75.00%                      | 360              | 01-Jan-2007              |
| 2000404169 2                   | 340,000.00                       | 335,917.91                     | 01-Oct-2008     | 9.150%                  | FL - 80.00%                      | 360              | 01-Jan-2007              |
| 2000404178 2                   | 150,000.00                       | 150,000.00                     | 01-Jun-2009     | 6.000%                  | AZ - 68.18%                      | 360              | 01-Jan-2007              |
| 2000404183 2                   | 204,250.00                       | 199,908.91                     | 01-Feb-2010     | 11.350%                 | KY - 95.00%                      | 360              | 01-Jan-2007              |
| 2000404188 1                   | 160,000.00                       | 158,737.48                     | 01-Jun-2008     | 8.400%                  | FL - 80.00%                      | 360              | 01-Jan-2007              |
| 2000404214 1                   | 71,000.00                        | 69,457.60                      | 01-Jun-2009     | 9.950%                  | GA - 74.74%                      | 360              | 01-Jan-2007              |
| 2000404224 1                   | 328,250.00                       | 318,761.63                     | 01-Jun-2008     | 9.990%                  | FL - 65.00%                      | 360              | 01-Jan-2007              |
| 2000404225 2                   | 196,830.00                       | 196,830.00                     | 01-Oct-2008     | 9.700%                  | NV - 90.00%                      | 360              | 01-Jan-2007              |
| 2000404237 1                   | 112,500.00                       | 108,264.89                     | 01-Jan-2010     | 5.000%                  | OH - 90.00%                      | 360              | 01-Dec-2006              |
| 2000404259 2                   | 204,000.00                       | 204,000.00                     | 01-Jul-2009     | 5.200%                  | CA - 80.00%                      | 360              | 01-Jan-2007              |
| 2000404273 1                   | 60,900.00                        | 73,059.89                      | 01-May-2010     | 9.750%                  | OH - 68.43%                      | 360              | 01-Jan-2007              |
| 2000404274 2                   | 231,200.00                       | 222,309.59                     | 01-Nov-2008     | 7.600%                  | FL - 80.00%                      | 360              | 01-Jan-2007              |
| 2000404303 1                   | 160,000.00                       | 158,913.61                     | 01-Apr-2009     | 7.825%                  | NV - 80.00%                      | 360              | 01-Jan-2007              |
| 2000404306 1                   | 180,000.00                       | 175,471.67                     | 01-Aug-2008     | 9.625%                  | IL - 46.51%                      | 360              | 01-Dec-2006              |
| 2000404325 2                   | 423,000.00                       | 409,032.93                     | 01-May-2007     | 7.990%                  | NY - 90.00%                      | 360              | 01-Jan-2007              |
| 2000404330 1                   | 159,600.00                       | 156,318.71                     | 01-Sep-2008     | 9.250%                  | FL - 95.00%                      | 360              | 01-Jan-2007              |
| 2000404336 1                   | 60,000.00                        | 58,770.73                      | 01-Aug-2009     | 10.950%                 | PA - 80.00%                      | 360              | 01-Jan-2007              |
| 2000404343 1                   | 100,000.00                       | 96,233.73                      | 01-Jun-2009     | 7.750%                  | FL - 41.68%                      | 360              | 01-Jan-2007              |
| 2000404360 1                   | 295,500.00                       | 282,195.21                     | 01-Apr-2009     | 6.550%                  | FL - 36.39%                      | 360              | 01-Jan-2007              |
| 2000404364 2                   | 508,500.00                       | 503,383.04                     | 01-Jan-2007     | 9.250%                  | NJ - 90.00%                      | 360              | 01-Jan-2007              |
| 2000404372 2                   | 67,500.00                        | 66,059.84                      | 01-Jan-2010     | 11.050%                 | NC - 90.00%                      | 360              | 01-Jan-2007              |
| 2000404380 1                   | 319,500.00                       | 319,176.37                     | 01-Feb-2008     | 10.500%                 | AL - 90.00%                      | 360              | 01-Jan-2007              |
| 2000404390 1                   | 189,900.00                       | 187,291.63                     | 01-Sep-2008     | 7.950%                  | FL - 94.48%                      | 360              | 01-Dec-2006              |
| 2000404403 2                   | 157,500.00                       | 152,969.92                     | 01-Aug-2009     | 10.650%                 | SC - 90.00%                      | 360              | 01-Jan-2007              |
| 2000404409 2                   | 288,800.00                       | 288,775.48                     | 01-Jul-2008     | 7.500%                  | MD - 80.00%                      | 360              | 01-Jan-2007              |
| 2000404417 1                   | 150,000.00                       | 144,026.58                     | 01-Sep-2008     | 7.350%                  | FL - 69.28%                      | 360              | 01-Jan-2007              |
| 2000404435 2                   | 54,060.00                        | 53,110.80                      | 01-Mar-2008     | 9.200%                  | PA - 85.00%                      | 360              | 01-Jan-2007              |
| 2000404470 2                   | 237,500.00                       | 233,984.55                     | 01-Jul-2007     | 9.200%                  | FL - 95.00%                      | 360              | 01-Dec-2006              |
| 2000404472 2                   | 240,000.00                       | 234,945.92                     | 01-Apr-2009     | 8.750%                  | FL - 80.00%                      | 360              | 01-Jan-2007              |
| 2000404478 2                   | 178,000.00                       | 173,076.59                     | 01-Aug-2008     | 9.500%                  | FL - 100.00%                     | 360              | 01-Jan-2007              |
| 2000404494 2                   | 242,000.00                       | 239,500.56                     | 01-Dec-2008     | 9.450%                  | MD - 80.00%                      | 360              | 01-Jan-2007              |
| 2000404502 1                   | 232,500.00                       | 228,463.01                     | 01-Sep-2008     | 9.175%                  | FL - 75.00%                      | 360              | 01-Jan-2007              |
| 2000404506 1                   | 166,000.00                       | 160,941.29                     | 01-Nov-2008     | 8.275%                  | FL - 52.04%                      | 360              | 01-Jan-2007              |
| 2000404531 1                   | 360,000.00                       | 360,000.00                     | 01-May-2008     | 9.600%                  | CA - 80.00%                      | 360              | 01-Jan-2007              |
| 2000404535 1                   | 243,200.00                       | 238,101.70                     | 01-May-2007     | 8.300%                  | FL - 80.00%                      | 360              | 01-Jan-2007              |
| 2000404547 2                   | 127,000.00                       | 124,102.52                     | 01-May-2008     | 9.990%                  | ME - 89.44%                      | 360              | 01-Jan-2007              |
| 2000404564 2                   | 223,250.00                       | 214,128.70                     | 01-May-2009     | 7.300%                  | FL - 85.87%                      | 360              | 01-Jan-2007              |
| 2000404568 1                   | 86,000.00                        | 82,899.80                      | 01-Aug-2009     | 7.990%                  | LA - 72.27%                      | 360              | 01-Jan-2007              |
| 2000404584 1                   | 297,000.00                       | 294,220.04                     | 01-May-2008     | 7.850%                  | FL - 90.00%                      | 360              | 01-Jan-2007              |
| 2000404610 1                   | 150,500.00                       | 146,323.49                     | 01-Sep-2009     | 9.850%                  | PA - 70.00%                      | 360              | 01-Jan-2007              |
| 2000404623 1                   | 196,000.00                       | 196,000.00                     | 01-Mar-2009     | 7.990%                  | CO - 82.35%                      | 360              | 01-Jan-2007              |
| 2000404646 2                   | 59,900.00                        | 54,068.37                      | 01-Mar-2010     | 11.350%                 | SC - 100.00%                     | 360              | 01-Jan-2007              |
| 2000404650 2                   | 136,000.00                       | 134,123.02                     | 01-Jun-2009     | 6.950%                  | FL - 80.00%                      | 360              | 01-Jan-2007              |
| 2000404676 1                   | 150,000.00                       | 146,072.61                     | 01-Aug-2007     | 9.200%                  | FL - 73.17%                      | 360              | 01-Jan-2007              |
| 2000404677 2                   | 146,110.00                       | 142,434.17                     | 01-Feb-2009     | 9.900%                  | SC - 95.00%                      | 360              | 01-Jan-2007              |
| 2000404688 2                   | 63,000.00                        | 61,344.40                      | 01-May-2009     | 8.000%                  | NM - 90.00%                      | 360              | 01-Dec-2006              |

## Mortgage Pass-Through Certificates

October 25, 2010 Distribution

| Loan Number<br>&<br>Loan Group | Original<br>Principal<br>Balance | Stated<br>Principal<br>Balance | Paid to<br>Date | Current<br>Note<br>Rate | State &<br>LTV at<br>Origination | Original<br>Term | First<br>Payment<br>Date |
|--------------------------------|----------------------------------|--------------------------------|-----------------|-------------------------|----------------------------------|------------------|--------------------------|
| 2000404693 2                   | 249,000.00                       | 237,536.40                     | 01-Mar-2010     | 1.025%                  | SC - 100.00%                     | 360              | 01-Jan-2007              |
| 2000404697 1                   | 318,750.00                       | 312,874.60                     | 01-Jul-2009     | 7.350%                  | NY - 75.00%                      | 360              | 01-Jan-2007              |
| 2000404704 2                   | 116,000.00                       | 112,706.42                     | 01-Jan-2008     | 8.850%                  | FL - 80.00%                      | 360              | 01-Jan-2007              |
| 2000404724 1                   | 79,200.00                        | 77,213.48                      | 01-Apr-2008     | 9.500%                  | IN - 90.00%                      | 360              | 01-Jan-2007              |
| 2000404726 1                   | 365,500.00                       | 359,865.97                     | 01-May-2008     | 7.550%                  | NV - 85.00%                      | 360              | 01-Jan-2007              |
| 2000404727 1                   | 145,000.00                       | 143,473.63                     | 01-Oct-2008     | 9.550%                  | CT - 61.70%                      | 360              | 01-Jan-2007              |
| 2000404730 2                   | 1,040,000.00                     | 1,008,459.51                   | 01-Dec-2006     | 8.500%                  | CA - 80.00%                      | 360              | 01-Jan-2007              |
| 2000404740 2                   | 202,500.00                       | 200,553.36                     | 01-Jul-2009     | 8.000%                  | FL - 90.00%                      | 360              | 01-Jan-2007              |
| 2000404831 2                   | 384,000.00                       | 383,095.02                     | 01-May-2009     | 7.490%                  | CA - 80.00%                      | 360              | 01-Jan-2007              |
| 2000404839 2                   | 392,000.00                       | 392,000.00                     | 01-Jun-2009     | 6.700%                  | CA - 80.00%                      | 360              | 01-Jan-2007              |
| 2000404851 2                   | 331,000.00                       | 331,000.00                     | 01-Sep-2008     | 7.250%                  | MD - 82.54%                      | 360              | 01-Jan-2007              |
| 2000404856 1                   | 123,500.00                       | 120,031.89                     | 01-Dec-2007     | 7.850%                  | FL - 72.65%                      | 360              | 01-Jan-2007              |
| 2000404862 1                   | 304,000.00                       | 301,536.03                     | 01-Jan-2008     | 8.450%                  | FL - 89.94%                      | 360              | 01-Jan-2007              |
| 2000404872 2                   | 96,000.00                        | 95,609.87                      | 01-Oct-2009     | 10.650%                 | MI - 84.96%                      | 360              | 01-Jan-2007              |
| 2000404899 1                   | 112,500.00                       | 109,111.62                     | 01-Jan-2010     | 8.950%                  | TN - 75.00%                      | 360              | 01-Jan-2007              |
| 2000404907 1                   | 92,700.00                        | 88,925.27                      | 01-Jun-2009     | 3.000%                  | NC - 90.00%                      | 360              | 01-Jan-2007              |
| 2000404908 1                   | 113,900.00                       | 112,121.08                     | 01-Jan-2007     | 11.750%                 | AR - 85.00%                      | 360              | 01-Jan-2007              |
| 2000404921 1                   | 225,000.00                       | 219,596.70                     | 01-Jul-2008     | 10.150%                 | NJ - 59.68%                      | 360              | 01-Jan-2007              |
| 2000404930 2                   | 78,000.00                        | 75,256.37                      | 01-Oct-2008     | 7.700%                  | FL - 62.65%                      | 360              | 01-Jan-2007              |
| 2000404933 2                   | 225,000.00                       | 219,927.30                     | 01-Aug-2007     | 10.050%                 | FL - 90.00%                      | 360              | 01-Jan-2007              |
| 2000404934 1                   | 152,000.00                       | 147,653.51                     | 01-Feb-2010     | 9.350%                  | FL - 80.00%                      | 360              | 01-Jan-2007              |
| 2000404942 1                   | 153,000.00                       | 151,716.81                     | 01-Mar-2009     | 6.500%                  | FL - 85.00%                      | 360              | 01-Jan-2007              |
| 2000404955 2                   | 174,400.00                       | 171,631.14                     | 01-Feb-2010     | 7.900%                  | CO - 80.00%                      | 360              | 01-Jan-2007              |
| 2000404961 2                   | 165,750.00                       | 163,817.79                     | 01-May-2009     | 8.990%                  | OH - 85.00%                      | 360              | 01-Jan-2007              |
| 2000404962 1                   | 215,000.00                       | 206,301.30                     | 01-Jun-2009     | 5.000%                  | FL - 70.72%                      | 360              | 01-Jan-2007              |
| 2000404968 1                   | 64,125.00                        | 62,863.90                      | 01-Jun-2009     | 6.500%                  | LA - 75.00%                      | 360              | 01-Jan-2007              |
| 2000404971 1                   | 72,250.00                        | 71,556.84                      | 01-Sep-2007     | 12.175%                 | AR - 85.00%                      | 360              | 01-Jan-2007              |
| 2000404985 1                   | 115,805.00                       | 123,205.58                     | 01-Jan-2010     | 5.375%                  | MS - 95.00%                      | 360              | 01-Jan-2007              |
| 2000404995 2                   | 150,400.00                       | 144,370.19                     | 01-Jun-2009     | 6.000%                  | FL - 80.00%                      | 360              | 01-Jan-2007              |
| 2000404998 2                   | 140,000.00                       | 135,487.06                     | 01-Mar-2009     | 8.500%                  | NC - 70.00%                      | 360              | 01-Jan-2007              |
| 2000405018 1                   | 232,500.00                       | 228,175.24                     | 01-Feb-2008     | 8.800%                  | AZ - 75.00%                      | 360              | 01-Jan-2007              |
| 2000405024 1                   | 215,100.00                       | 209,384.70                     | 01-Jun-2008     | 9.150%                  | FL - 90.00%                      | 360              | 01-Jan-2007              |
| 2000405025 1                   | 228,800.00                       | 225,968.58                     | 01-Aug-2007     | 10.950%                 | FL - 80.00%                      | 360              | 01-Jan-2007              |
| 2000405038 2                   | 186,400.00                       | 182,818.25                     | 01-Mar-2007     | 8.750%                  | FL - 80.00%                      | 360              | 01-Jan-2007              |
| 2000405050 1                   | 128,250.00                       | 125,321.91                     | 01-Feb-2008     | 10.990%                 | AL - 95.00%                      | 360              | 01-Jan-2007              |
| 2000405053 1                   | 228,650.00                       | 224,767.26                     | 01-Oct-2007     | 8.990%                  | FL - 85.00%                      | 360              | 01-Jan-2007              |
| 2000405057 1                   | 360,000.00                       | 348,487.51                     | 01-May-2009     | 8.150%                  | PA - 80.00%                      | 360              | 01-Jan-2007              |
| 2000405061 2                   | 305,600.00                       | 305,600.00                     | 01-Jul-2008     | 7.575%                  | CA - 80.00%                      | 360              | 01-Jan-2007              |
| 2000405065 1                   | 131,300.00                       | 126,309.40                     | 01-Jan-2009     | 7.700%                  | FL - 65.00%                      | 360              | 01-Jan-2007              |
| 2000405073 2                   | 114,400.00                       | 113,136.18                     | 01-Aug-2007     | 12.200%                 | FL - 55.00%                      | 360              | 01-Jan-2007              |
| 2000405074 2                   | 118,800.00                       | 117,443.87                     | 01-Nov-2009     | 8.950%                  | FL - 80.00%                      | 360              | 01-Jan-2007              |
| 2000405087 1                   | 270,000.00                       | 258,509.74                     | 01-Oct-2009     | 5.000%                  | FL - 90.00%                      | 360              | 01-Jan-2007              |
| 2000405096 1                   | 99,200.00                        | 98,380.62                      | 01-Sep-2008     | 10.250%                 | TX - 80.00%                      | 360              | 01-Jan-2007              |
| 2000405101 1                   | 245,000.00                       | 241,098.38                     | 01-Nov-2009     | 6.000%                  | MD - 70.00%                      | 360              | 01-Jan-2007              |
| 2000405104 2                   | 152,000.00                       | 146,232.08                     | 01-Nov-2008     | 7.850%                  | FL - 80.00%                      | 360              | 01-Jan-2007              |
| 2000405106 2                   | 386,100.00                       | 382,726.32                     | 01-Mar-2008     | 9.750%                  | NJ - 90.00%                      | 360              | 01-Jan-2007              |
| 2000405113 1                   | 200,000.00                       | 196,659.64                     | 01-Jul-2009     | 9.650%                  | FL - 51.55%                      | 360              | 01-Jan-2007              |

## Mortgage Pass-Through Certificates

October 25, 2010 Distribution

| Loan Number<br>&<br>Loan Group | Original<br>Principal<br>Balance | Stated<br>Principal<br>Balance | Paid to<br>Date | Current<br>Note<br>Rate | State &<br>LTV at<br>Origination | Original<br>Term | First<br>Payment<br>Date |
|--------------------------------|----------------------------------|--------------------------------|-----------------|-------------------------|----------------------------------|------------------|--------------------------|
| 2000405122 2                   | 450,000.00                       | 434,015.91                     | 01-Mar-2008     | 5.850%                  | FL - 34.20%                      | 360              | 01-Jan-2007              |
| 2000405125 1                   | 264,000.00                       | 257,692.63                     | 01-Feb-2009     | 8.990%                  | UT - 80.00%                      | 360              | 01-Jan-2007              |
| 2000405137 1                   | 120,000.00                       | 120,000.00                     | 01-Apr-2009     | 7.950%                  | FL - 80.00%                      | 360              | 01-Jan-2007              |
| 2000405158 1                   | 277,500.00                       | 269,453.90                     | 01-Sep-2009     | 7.500%                  | CT - 75.00%                      | 360              | 01-Dec-2006              |
| 2000405163 1                   | 170,800.00                       | 168,362.70                     | 01-Feb-2008     | 10.250%                 | FL - 80.00%                      | 360              | 01-Jan-2007              |
| 2000405203 2                   | 74,777.00                        | 72,144.94                      | 01-Apr-2010     | 10.250%                 | SC - 96.86%                      | 360              | 01-Jan-2007              |
| 2000405219 2                   | 688,750.00                       | 681,080.99                     | 01-Oct-2009     | 9.300%                  | FL - 95.00%                      | 360              | 01-Jan-2007              |
| 2000405221 1                   | 238,000.00                       | 238,000.00                     | 01-Aug-2008     | 7.500%                  | FL - 88.15%                      | 360              | 01-Jan-2007              |
| 2000405230 1                   | 88,900.00                        | 86,684.83                      | 01-Jul-2009     | 9.950%                  | GA - 70.00%                      | 360              | 01-Jan-2007              |
| 2000405234 2                   | 312,000.00                       | 300,846.10                     | 01-Jan-2009     | 7.950%                  | FL - 80.00%                      | 360              | 01-Jan-2007              |
| 2000405245 1                   | 110,200.00                       | 108,925.40                     | 01-Jan-2009     | 8.990%                  | VA - 95.00%                      | 360              | 01-Jan-2007              |
| 2000405252 1                   | 153,000.00                       | 144,813.32                     | 01-May-2009     | 1.750%                  | OK - 90.00%                      | 360              | 01-Jan-2007              |
| 2000405259 1                   | 76,000.00                        | 74,215.89                      | 01-Jan-2010     | 9.100%                  | MI - 95.00%                      | 360              | 01-Jan-2007              |
| 2000405260 1                   | 94,400.00                        | 80,705.48                      | 01-Jan-2010     | 9.500%                  | TX - 80.00%                      | 180              | 01-Jan-2007              |
| 2000405266 2                   | 120,000.00                       | 119,971.33                     | 01-Jul-2008     | 7.300%                  | IL - 80.00%                      | 360              | 01-Jan-2007              |
| 2000405276 2                   | 612,000.00                       | 599,244.12                     | 01-May-2007     | 10.450%                 | FL - 90.00%                      | 360              | 01-Jan-2007              |
| 2000405289 2                   | 442,000.00                       | 437,421.91                     | 01-Mar-2007     | 5.625%                  | FL - 85.00%                      | 360              | 01-Jan-2007              |
| 2000405302 2                   | 104,000.00                       | 101,696.41                     | 01-May-2009     | 9.650%                  | WI - 65.00%                      | 360              | 01-Jan-2007              |
| 2000405352 1                   | 405,000.00                       | 401,251.64                     | 01-Nov-2008     | 8.200%                  | FL - 90.00%                      | 360              | 01-Jan-2007              |
| 2000405375 2                   | 482,121.00                       | 464,870.41                     | 01-Mar-2008     | 7.990%                  | VA - 90.00%                      | 360              | 01-Jan-2007              |
| 2000405405 2                   | 228,000.00                       | 224,946.01                     | 01-Dec-2008     | 8.450%                  | MD - 80.00%                      | 360              | 01-Jan-2007              |
| 2000405414 1                   | 55,000.00                        | 52,990.78                      | 01-Feb-2009     | 7.850%                  | IA - 61.11%                      | 360              | 01-Jan-2007              |
| 2000405432 2                   | 182,750.00                       | 181,117.62                     | 01-Oct-2007     | 8.300%                  | FL - 85.00%                      | 360              | 01-Jan-2007              |
| 2000405437 2                   | 508,000.00                       | 500,969.47                     | 01-Feb-2008     | 8.150%                  | CA - 80.00%                      | 360              | 01-Jan-2007              |
| 2000405447 1                   | 117,682.00                       | 115,551.84                     | 01-Jan-2009     | 8.900%                  | FL - 90.00%                      | 360              | 01-Jan-2007              |
| 2000405479 1                   | 86,400.00                        | 85,140.98                      | 01-Dec-2008     | 10.150%                 | FL - 80.00%                      | 360              | 01-Jan-2007              |
| 2000405481 2                   | 97,300.00                        | 93,953.85                      | 01-Feb-2010     | 8.250%                  | NC - 70.00%                      | 360              | 01-Jan-2007              |
| 2000405485 2                   | 123,300.00                       | 121,438.14                     | 01-Dec-2008     | 6.550%                  | OH - 90.00%                      | 360              | 01-Jan-2007              |
| 2000405488 2                   | 72,250.00                        | 70,914.92                      | 01-Feb-2008     | 8.950%                  | OH - 85.00%                      | 360              | 01-Jan-2007              |
| 2000405493 2                   | 231,200.00                       | 226,776.11                     | 01-Nov-2008     | 8.450%                  | AZ - 80.00%                      | 360              | 01-Jan-2007              |
| 2000405499 2                   | 180,500.00                       | 175,825.99                     | 01-May-2008     | 9.750%                  | FL - 95.00%                      | 360              | 01-Jan-2007              |
| 2000405502 2                   | 194,750.00                       | 193,027.46                     | 01-Apr-2009     | 9.990%                  | NC - 95.00%                      | 360              | 01-Jan-2007              |
| 2000405505 1                   | 117,000.00                       | 115,714.58                     | 01-Mar-2009     | 9.200%                  | FL - 90.00%                      | 360              | 01-Jan-2007              |
| 2000405511 2                   | 121,500.00                       | 120,076.81                     | 01-Feb-2009     | 8.990%                  | FL - 90.00%                      | 360              | 01-Jan-2007              |
| 2000405514 1                   | 126,100.00                       | 123,556.09                     | 01-Oct-2008     | 7.990%                  | GA - 97.00%                      | 360              | 01-Dec-2006              |
| 2000405530 1                   | 136,000.00                       | 136,000.00                     | 01-Feb-2009     | 6.000%                  | FL - 80.00%                      | 360              | 01-Jan-2007              |
| 2000405590 1                   | 125,000.00                       | 105,135.92                     | 01-Jul-2009     | 7.650%                  | SC - 92.59%                      | 180              | 01-Jan-2007              |
| 2000405597 2                   | 337,500.00                       | 323,239.75                     | 01-Dec-2008     | 7.250%                  | NJ - 71.96%                      | 360              | 01-Dec-2006              |
| 2000405618 2                   | 313,500.00                       | 307,023.55                     | 01-Oct-2007     | 8.250%                  | FL - 95.00%                      | 360              | 01-Jan-2007              |
| 2000405621 2                   | 50,000.00                        | 48,575.24                      | 01-May-2009     | 9.250%                  | NC - 60.98%                      | 360              | 01-Jan-2007              |
| 2000405631 1                   | 136,500.00                       | 134,020.37                     | 01-Dec-2009     | 7.550%                  | VA - 65.00%                      | 360              | 01-Jan-2007              |
| 2000405646 1                   | 209,000.00                       | 202,014.80                     | 01-Aug-2008     | 8.400%                  | FL - 58.87%                      | 360              | 01-Jan-2007              |
| 2000405649 1                   | 127,500.00                       | 123,504.48                     | 01-Nov-2009     | 8.990%                  | PA - 87.93%                      | 360              | 01-Jan-2007              |
| 2000405683 2                   | 296,000.00                       | 295,925.09                     | 01-Oct-2009     | 7.700%                  | AZ - 80.00%                      | 360              | 01-Jan-2007              |
| 2000405695 1                   | 97,500.00                        | 95,175.33                      | 01-Feb-2010     | 10.250%                 | MO - 73.86%                      | 360              | 01-Jan-2007              |
| 2000405713 2                   | 562,500.00                       | 546,947.48                     | 01-Mar-2007     | 8.990%                  | FL - 90.00%                      | 360              | 01-Jan-2007              |
| 2000405716 2                   | 216,000.00                       | 212,437.74                     | 01-Sep-2008     | 7.850%                  | FL - 80.00%                      | 360              | 01-Jan-2007              |

## Mortgage Pass-Through Certificates

October 25, 2010 Distribution

| Loan Number<br>&<br>Loan Group | Original<br>Principal<br>Balance | Stated<br>Principal<br>Balance | Paid to<br>Date | Current<br>Note<br>Rate | State &<br>LTV at<br>Origination | Original<br>Term | First<br>Payment<br>Date |
|--------------------------------|----------------------------------|--------------------------------|-----------------|-------------------------|----------------------------------|------------------|--------------------------|
| 2000405728 2                   | 153,900.00                       | 149,719.23                     | 01-Jul-2009     | 9.500%                  | OK - 90.00%                      | 360              | 01-Jan-2007              |
| 2000405732 1                   | 155,000.00                       | 152,960.53                     | 01-Feb-2008     | 10.650%                 | OH - 69.82%                      | 360              | 01-Jan-2007              |
| 2000405735 1                   | 275,250.00                       | 275,250.00                     | 01-May-2008     | 8.950%                  | FL - 93.31%                      | 360              | 01-Jan-2007              |
| 2000405736 2                   | 133,600.00                       | 131,346.40                     | 01-Mar-2009     | 7.550%                  | SC - 80.00%                      | 360              | 01-Jan-2007              |
| 2000405749 1                   | 71,100.00                        | 69,305.14                      | 01-Nov-2007     | 9.560%                  | SC - 90.00%                      | 360              | 01-Jan-2007              |
| 2000405801 1                   | 160,000.00                       | 157,039.27                     | 01-Sep-2007     | 11.050%                 | VT - 80.00%                      | 360              | 01-Jan-2007              |
| 2000405815 2                   | 196,400.00                       | 196,400.00                     | 01-Jul-2009     | 5.000%                  | FL - 80.00%                      | 360              | 01-Jan-2007              |
| 2000405827 1                   | 452,400.00                       | 447,585.42                     | 01-Dec-2007     | 9.050%                  | MA - 87.00%                      | 360              | 01-Jan-2007              |
| 2000405836 1                   | 69,500.00                        | 68,848.96                      | 01-Jan-2008     | 9.100%                  | SC - 49.64%                      | 360              | 01-Jan-2007              |
| 2000405840 1                   | 351,000.00                       | 346,849.65                     | 01-Dec-2007     | 8.600%                  | NJ - 90.00%                      | 360              | 01-Jan-2007              |
| 2000405849 1                   | 332,500.00                       | 324,476.89                     | 01-Jun-2007     | 9.700%                  | PA - 94.46%                      | 360              | 01-Jan-2007              |
| 2000405873 1                   | 134,000.00                       | 131,491.81                     | 01-May-2008     | 8.550%                  | FL - 72.83%                      | 360              | 01-Jan-2007              |
| 2000405878 1                   | 95,000.00                        | 91,975.53                      | 01-Sep-2008     | 8.900%                  | PA - 100.00%                     | 360              | 01-Jan-2007              |
| 2000405888 2                   | 166,500.00                       | 162,311.33                     | 01-Feb-2010     | 9.900%                  | TX - 90.00%                      | 360              | 01-Jan-2007              |
| 2000405890 2                   | 151,650.00                       | 148,447.55                     | 01-Mar-2009     | 7.950%                  | FL - 90.00%                      | 360              | 01-Jan-2007              |
| 2000405926 1                   | 306,000.00                       | 300,056.73                     | 01-Aug-2008     | 9.100%                  | FL - 88.70%                      | 360              | 01-Jan-2007              |
| 2000405927 1                   | 156,000.00                       | 149,675.15                     | 01-Sep-2009     | 8.750%                  | NJ - 65.00%                      | 360              | 01-Jan-2007              |
| 2000405941 1                   | 144,400.00                       | 142,543.96                     | 01-Jul-2008     | 10.990%                 | IN - 95.00%                      | 360              | 01-Jan-2007              |
| 2000405952 2                   | 143,100.00                       | 139,500.07                     | 01-Jan-2010     | 9.900%                  | OH - 90.00%                      | 360              | 01-Jan-2007              |
| 2000405953 1                   | 216,000.00                       | 212,545.40                     | 01-Mar-2010     | 7.850%                  | NJ - 80.00%                      | 360              | 01-Jan-2007              |
| 2000405974 2                   | 250,000.00                       | 245,976.22                     | 01-Jun-2008     | 9.650%                  | FL - 100.00%                     | 360              | 01-Jan-2007              |
| 2000405977 2                   | 680,000.00                       | 665,258.79                     | 01-Jul-2007     | 10.250%                 | FL - 100.00%                     | 360              | 01-Jan-2007              |
| 2000405986 2                   | 211,761.00                       | 207,011.10                     | 01-Apr-2008     | 7.750%                  | FL - 80.00%                      | 360              | 01-Jan-2007              |
| 2000405990 2                   | 161,500.00                       | 161,447.36                     | 01-Aug-2008     | 8.350%                  | MD - 85.00%                      | 360              | 01-Jan-2007              |
| 2000406032 1                   | 145,840.00                       | 141,005.38                     | 01-Sep-2007     | 7.990%                  | NY - 80.00%                      | 360              | 01-Jan-2007              |
| 2000406060 2                   | 130,000.00                       | 127,676.93                     | 01-Mar-2009     | 9.500%                  | FL - 72.22%                      | 360              | 01-Jan-2007              |
| 2000406061 2                   | 187,200.00                       | 182,255.20                     | 01-Jun-2009     | 7.750%                  | FL - 80.00%                      | 360              | 01-Jan-2007              |
| 2000406065 1                   | 250,000.00                       | 246,273.73                     | 01-Jan-2010     | 7.000%                  | AZ - 94.34%                      | 360              | 01-Jan-2007              |
| 2000406067 1                   | 168,000.00                       | 163,718.51                     | 01-Sep-2008     | 7.500%                  | NV - 70.00%                      | 360              | 01-Jan-2007              |
| 2000406069 2                   | 344,000.00                       | 328,506.86                     | 01-Aug-2008     | 5.500%                  | CA - 80.00%                      | 360              | 01-Jan-2007              |
| 2000406075 1                   | 204,000.00                       | 203,936.25                     | 01-Jun-2009     | 7.500%                  | FL - 80.00%                      | 360              | 01-Jan-2007              |
| 2000406106 2                   | 87,750.00                        | 86,335.91                      | 01-Dec-2008     | 8.250%                  | TX - 90.00%                      | 360              | 01-Jan-2007              |
| 2000406125 1                   | 179,100.00                       | 174,571.11                     | 01-Mar-2008     | 9.450%                  | MD - 90.00%                      | 360              | 01-Jan-2007              |
| 2000406131 1                   | 109,500.00                       | 107,627.60                     | 01-Apr-2009     | 7.600%                  | VA - 75.00%                      | 360              | 01-Jan-2007              |
| 2000406162 2                   | 592,000.00                       | 574,147.87                     | 01-Feb-2008     | 8.950%                  | CA - 80.00%                      | 360              | 01-Jan-2007              |
| 2000406165 2                   | 400,000.00                       | 400,000.00                     | 01-Apr-2008     | 6.200%                  | FL - 80.00%                      | 360              | 01-Jan-2007              |
| 2000406181 2                   | 132,000.00                       | 129,529.58                     | 01-Jan-2009     | 6.950%                  |                                  | 360              | 01-Jan-2007              |
| 2000406191 2                   | 338,700.00                       | 327,484.64                     | 01-Jun-2008     | 8.450%                  | FL - 84.99%                      | 360              | 01-Jan-2007              |
| 2000406198 2                   | 655,500.00                       | 645,157.83                     | 01-Jul-2007     | 9.750%                  | FL - 95.00%                      | 360              | 01-Jan-2007              |
| 2000406212 2                   | 124,470.00                       | 121,062.26                     | 01-Mar-2009     | 8.000%                  | TX - 90.00%                      | 360              | 01-Jan-2007              |
| 2000406333 2                   | 149,600.00                       | 147,316.65                     | 01-Feb-2008     | 7.600%                  | FL - 80.00%                      | 360              | 01-Jan-2007              |
| 2000406358 1                   | 213,750.00                       | 211,276.03                     | 01-Jun-2008     | 8.900%                  | FL - 87.25%                      | 360              | 01-Jan-2007              |
| 2000406361 2                   | 144,000.00                       | 139,491.20                     | 01-Dec-2007     | 8.750%                  | OK - 80.00%                      | 360              | 01-Jan-2007              |
| 2000406404 2                   | 184,500.00                       | 183,145.90                     | 01-Mar-2009     | 8.900%                  | FL - 90.00%                      | 360              | 01-Jan-2007              |
| 2000406407 2                   | 135,000.00                       | 131,379.52                     | 01-Aug-2008     | 9.150%                  | FL - 90.00%                      | 360              | 01-Jan-2007              |
| 2000406408 1                   | 91,800.00                        | 90,069.24                      | 01-May-2008     | 9.900%                  | MS - 90.00%                      | 360              | 01-Jan-2007              |
| 2000406453 2                   | 392,000.00                       | 392,000.00                     | 01-Mar-2008     | 8.125%                  | CA - 80.00%                      | 360              | 01-Jan-2007              |

## Mortgage Pass-Through Certificates

October 25, 2010 Distribution

| Loan Number<br>&<br>Loan Group | Original<br>Principal<br>Balance | Stated<br>Principal<br>Balance | Paid to<br>Date | Current<br>Note<br>Rate | State &<br>LTV at<br>Origination | Original<br>Term | First<br>Payment<br>Date |
|--------------------------------|----------------------------------|--------------------------------|-----------------|-------------------------|----------------------------------|------------------|--------------------------|
| 2000406457 2                   | 131,120.00                       | 129,239.80                     | 01-May-2009     | 8.200%                  | SC - 80.00%                      | 360              | 01-Jan-2007              |
| 2000406475 1                   | 290,700.00                       | 282,305.69                     | 01-Oct-2007     | 9.150%                  | VA - 85.00%                      | 360              | 01-Jan-2007              |
| 2000406477 1                   | 128,800.00                       | 124,607.17                     | 01-Dec-2008     | 11.200%                 | NC - 80.00%                      | 360              | 01-Jan-2007              |
| TOTAL                          | 180,271,482.00                   | 176,895,462.13                 |                 |                         |                                  |                  |                          |
| TOTAL                          | 185,909,891.60                   | 182,317,658.62                 |                 |                         |                                  |                  |                          |

#### Bankruptcy Report

| Loan Number<br>&<br>Loan Group                       | Original<br>Principal<br>Balance | Stated<br>Principal<br>Balance | Paid to<br>Date | Current<br>Note<br>Rate | State &<br>LTV at<br>Origination | Original<br>Term | First<br>Payment<br>Date |
|--|----------------------------------|--------------------------------|-----------------|-------------------------|----------------------------------|------------------|--------------------------|
| <b>Became Bankruptcy Property this Period:</b>       |                                  |                                |                 |                         |                                  |                  |                          |
| 2000399075 2   | 130,000.00                       | 124,692.14                     | 01-Aug-2010     | 7.050%                  | TN - 100.00%                     | 360              | 01-Nov-2006              |
| 2000399163 1   | 134,900.00                       | 131,326.73                     | 01-Jul-2010     | 9.900%                  | GA - 95.00%                      | 360              | 01-Nov-2006              |
| 2000399927 1   | 135,000.00                       | 129,975.53                     | 01-Apr-2010     | 6.500%                  | VA - 90.00%                      | 360              | 01-Dec-2006              |
| 2000400112 1   | 146,250.00                       | 142,375.94                     | 01-Apr-2010     | 3.625%                  | NJ - 75.00%                      | 360              | 01-Dec-2006              |
| 2000400468 1   | 114,807.00                       | 144,319.11                     | 01-Nov-2010     | 2.000%                  | TX - 95.00%                      | 360              | 01-Dec-2006              |
| 2000400522 1   | 114,210.00                       | 111,679.69                     | 01-Apr-2008     | 9.850%                  | OH - 90.00%                      | 360              | 01-Dec-2006              |
| 2000400838 1   | 357,300.00                       | 357,300.00                     | 01-Feb-2008     | 8.700%                  | CA - 90.00%                      | 360              | 01-Dec-2006              |
| 2000401454 2   | 92,000.00                        | 90,893.45                      | 01-Nov-2007     | 9.890%                  | CT - 90.00%                      | 180              | 01-Dec-2006              |
| 2000401599 1   | 266,000.00                       | 256,626.83                     | 01-Jun-2010     | 8.250%                  | AL - 95.00%                      | 360              | 01-Dec-2006              |
| 2000403562 2   | 275,000.00                       | 327,742.10                     | 01-Nov-2010     | 5.615%                  | MD - 71.43%                      | 360              | 01-Dec-2006              |
| 2000404031 1   | 210,000.00                       | 209,443.58                     | 01-Aug-2008     | 7.950%                  | FL - 77.78%                      | 360              | 01-Jan-2007              |
| 2000405156 2   | 493,000.00                       | 488,181.27                     | 01-Nov-2007     | 9.350%                  | NJ - 85.00%                      | 360              | 01-Jan-2007              |
| 2000405347 1   | 120,600.00                       | 121,671.42                     | 01-Sep-2010     | 2.500%                  | KY - 90.00%                      | 360              | 01-Jan-2007              |
| 2000405456 1   | 117,000.00                       | 121,484.09                     | 01-Jun-2009     | 9.600%                  | OH - 86.67%                      | 360              | 01-Jan-2007              |
| 2000405922 2   | 521,100.00                       | 521,100.00                     | 01-Aug-2007     | 8.250%                  | FL - 90.00%                      | 360              | 01-Jan-2007              |
| <b>TOTAL</b>   | <b>3,227,167.00</b>              | <b>3,278,811.88</b>            |                 |                         |                                  |                  |                          |
| <b>Became Bankruptcy Property in a Prior Period:</b> |                                  |                                |                 |                         |                                  |                  |                          |
| 2000387281 2   | 86,640.00                        | 78,326.32                      | 01-Oct-2010     | 7.875%                  | MI - 78.76%                      | 360              | 01-Feb-2002              |
| 2000387299 2   | 72,750.00                        | 65,301.02                      | 01-Sep-2010     | 7.990%                  | TX - 81.29%                      | 360              | 01-Feb-2002              |
| 2000387308 2   | 97,700.00                        | 85,650.72                      | 01-Aug-2010     | 7.750%                  | MI - 78.79%                      | 360              | 01-Feb-2002              |
| 2000387350 2   | 63,750.00                        | 35,816.57                      | 01-Aug-2010     | 8.490%                  | OH - 75.00%                      | 180              | 01-Mar-2002              |
| 2000387419 2   | 216,750.00                       | 200,061.03                     | 01-Jun-2010     | 8.500%                  | MI - 85.00%                      | 360              | 01-Mar-2002              |
| 2000387455 2   | 116,880.00                       | 109,309.57                     | 01-May-2009     | 8.625%                  | GA - 80.00%                      | 360              | 01-Apr-2002              |
| 2000387542 2   | 97,200.00                        | 90,694.61                      | 01-Aug-2010     | 9.990%                  | UT - 90.00%                      | 360              | 01-May-2002              |
| 2000387543 2   | 55,350.00                        | 49,472.22                      | 01-Aug-2010     | 9.500%                  | TN - 90.00%                      | 360              | 01-May-2002              |
| 2000387549 2   | 66,500.00                        | 52,966.30                      | 01-May-2010     | 10.500%                 | TN - 92.36%                      | 240              | 01-May-2002              |
| 2000387584 2   | 106,250.00                       | 98,071.67                      | 01-Jul-2010     | 9.000%                  | GA - 85.00%                      | 360              | 01-May-2002              |
| 2000373386 1   | 81,900.00                        | 79,069.83                      | 01-Nov-2009     | 6.000%                  | OH - 90.00%                      | 360              | 01-Jul-2006              |
| 2000376490 1   | 112,500.00                       | 106,869.09                     | 01-Nov-2009     | 7.150%                  | SC - 86.54%                      | 360              | 01-Jul-2006              |
| 2000377076 1   | 58,500.00                        | 58,244.08                      | 01-Sep-2010     | 2.000%                  | OH - 90.00%                      | 360              | 01-Aug-2006              |
| 2000379018 2   | 50,000.00                        | 49,397.84                      | 01-Oct-2008     | 10.500%                 | MI - 81.97%                      | 360              | 01-Aug-2006              |
| 2000385610 1   | 127,800.00                       | 124,559.56                     | 01-Sep-2010     | 10.550%                 | NY - 90.00%                      | 360              | 01-Oct-2006              |
| 2000395663 1   | 325,550.00                       | 317,746.83                     | 01-Sep-2007     | 10.150%                 | MA - 85.00%                      | 360              | 01-Oct-2006              |
| 2000396447 2   | 393,750.00                       | 381,952.50                     | 01-Dec-2008     | 9.200%                  | TX - 90.00%                      | 360              | 01-Nov-2006              |
| 2000396729 1   | 127,800.00                       | 121,958.13                     | 01-May-2010     | 9.290%                  | PA - 90.00%                      | 360              | 01-Oct-2006              |
| 2000396758 1   | 133,000.00                       | 130,259.91                     | 01-Apr-2009     | 11.400%                 | TX - 95.00%                      | 360              | 01-Nov-2006              |
| 2000396999 1   | 108,000.00                       | 106,139.15                     | 01-Apr-2009     | 9.550%                  | FL - 80.00%                      | 360              | 01-Oct-2006              |
| 2000397147 1   | 165,000.00                       | 160,727.50                     | 01-Apr-2009     | 9.750%                  | MS - 100.00%                     | 360              | 01-Nov-2006              |
| 2000397555 1   | 155,000.00                       | 153,349.09                     | 01-Aug-2010     | 8.000%                  | CO - 100.00%                     | 360              | 01-Nov-2006              |
| 2000397694 1   | 131,500.00                       | 137,921.66                     | 01-Jun-2010     | 7.750%                  | GA - 87.67%                      | 360              | 01-Nov-2006              |
| 2000397752 2   | 270,000.00                       | 263,245.84                     | 01-Dec-2009     | 5.950%                  | CT - 100.00%                     | 360              | 01-Nov-2006              |
| 2000398243 1   | 224,000.00                       | 229,782.78                     | 01-Aug-2010     | 4.375%                  | MD - 80.00%                      | 360              | 01-Nov-2006              |

## Mortgage Pass-Through Certificates

October 25, 2010 Distribution

| Loan Number<br>&<br>Loan Group | Original<br>Principal<br>Balance | Stated<br>Principal<br>Balance | Paid to<br>Date | Current<br>Note<br>Rate | State &<br>LTV at<br>Origination | Original<br>Term | First<br>Payment<br>Date |
|--------------------------------|----------------------------------|--------------------------------|-----------------|-------------------------|----------------------------------|------------------|--------------------------|
| 2000398262 1                   | 144,000.00                       | 141,625.58                     | 01-Nov-2009     | 12.300%                 | LA - 90.00%                      | 360              | 01-Nov-2006              |
| 2000398920 1                   | 119,120.00                       | 114,529.90                     | 01-Jun-2009     | 5.000%                  | NY - 80.00%                      | 360              | 01-Nov-2006              |
| 2000398974 2                   | 105,100.00                       | 102,739.89                     | 01-Mar-2010     | 10.750%                 | SC - 100.00%                     | 360              | 01-Nov-2006              |
| 2000399099 1                   | 123,750.00                       | 119,854.58                     | 01-Sep-2009     | 8.990%                  | TN - 75.00%                      | 360              | 01-Nov-2006              |
| 2000399137 1                   | 76,800.00                        | 74,602.47                      | 01-Oct-2011     | 8.250%                  | KS - 80.00%                      | 360              | 01-Nov-2006              |
| 2000399138 1                   | 19,200.00                        | 18,886.48                      | 01-Jul-2010     | 11.950%                 | KS - 100.00%                     | 180              | 01-Nov-2006              |
| 2000399156 2                   | 103,920.00                       | 101,152.90                     | 01-Aug-2010     | 9.850%                  | TX - 80.00%                      | 360              | 01-Dec-2006              |
| 2000399157 2                   | 25,980.00                        | 25,306.00                      | 01-Aug-2010     | 9.990%                  | TX - 100.00%                     | 180              | 01-Dec-2006              |
| 2000399279 1                   | 82,500.00                        | 80,054.76                      | 01-Feb-2010     | 9.200%                  | LA - 66.00%                      | 360              | 01-Nov-2006              |
| 2000399291 1                   | 101,250.00                       | 98,953.80                      | 01-Sep-2010     | 10.700%                 | GA - 75.00%                      | 360              | 01-Nov-2006              |
| 2000399340 2                   | 73,500.00                        | 63,800.97                      | 01-Apr-2010     | 10.990%                 | TN - 70.00%                      | 180              | 01-Nov-2006              |
| 2000399368 1                   | 88,000.00                        | 85,421.90                      | 01-May-2009     | 9.650%                  | TX - 80.00%                      | 360              | 01-Nov-2006              |
| 2000399439 2                   | 196,149.00                       | 195,549.00                     | 01-Sep-2009     | 7.850%                  | AZ - 80.00%                      | 360              | 01-Nov-2006              |
| 2000399440 2                   | 49,037.00                        | 48,264.89                      | 01-Apr-2009     | 10.300%                 | AZ - 100.00%                     | 180              | 01-Nov-2006              |
| 2000399479 1                   | 163,500.00                       | 159,935.17                     | 01-Mar-2010     | 10.900%                 | TN - 100.00%                     | 360              | 01-Nov-2006              |
| 2000399520 2                   | 148,500.00                       | 143,478.32                     | 01-Nov-2010     | 6.875%                  | TN - 90.00%                      | 360              | 01-Dec-2006              |
| 2000399550 2                   | 106,000.00                       | 105,141.71                     | 01-Jun-2007     | 11.990%                 | VA - 100.00%                     | 180              | 01-Nov-2006              |
| 2000399580 1                   | 181,302.00                       | 178,933.62                     | 01-Oct-2009     | 8.700%                  | NC - 95.00%                      | 360              | 01-Nov-2006              |
| 2000399596 2                   | 133,000.00                       | 131,805.66                     | 01-Jul-2008     | 11.500%                 | CA - 100.00%                     | 180              | 01-Nov-2006              |
| 2000399653 2                   | 240,000.00                       | 230,527.30                     | 01-Dec-2008     | 7.900%                  | MA - 80.00%                      | 360              | 01-Nov-2006              |
| 2000399654 2                   | 60,000.00                        | 59,198.49                      | 01-Sep-2008     | 9.990%                  | MA - 100.00%                     | 180              | 01-Nov-2006              |
| 2000399701 1                   | 70,000.00                        | 67,914.65                      | 01-Apr-2010     | 9.150%                  | TN - 89.74%                      | 360              | 01-Dec-2006              |
| 2000399779 1                   | 164,500.00                       | 160,059.45                     | 01-Nov-2008     | 9.800%                  | VA - 70.00%                      | 360              | 01-Nov-2006              |
| 2000399798 1                   | 212,000.00                       | 203,826.32                     | 01-Sep-2010     | 6.375%                  | MI - 80.00%                      | 360              | 01-Nov-2006              |
| 2000399813 2                   | 29,000.00                        | 28,528.32                      | 01-Sep-2009     | 10.800%                 | LA - 100.00%                     | 180              | 01-Dec-2006              |
| 2000399826 1                   | 128,000.00                       | 125,948.88                     | 01-Apr-2009     | 7.900%                  | MN - 80.00%                      | 360              | 01-Dec-2006              |
| 2000399827 2                   | 32,000.00                        | 31,496.04                      | 01-Oct-2008     | 9.990%                  | MN - 100.00%                     | 180              | 01-Dec-2006              |
| 2000399848 2                   | 76,457.50                        | 74,665.59                      | 01-Sep-2010     | 10.400%                 | SC - 85.00%                      | 360              | 01-Dec-2006              |
| 2000399890 2                   | 89,600.00                        | 89,579.18                      | 01-Jan-2008     | 7.450%                  | FL - 80.00%                      | 360              | 01-Nov-2006              |
| 2000399958 1                   | 68,800.00                        | 66,803.11                      | 01-Oct-2008     | 9.100%                  | NC - 80.00%                      | 360              | 01-Dec-2006              |
| 2000399976 1                   | 60,000.00                        | 57,948.34                      | 01-Sep-2010     | 8.450%                  | MS - 80.00%                      | 360              | 01-Dec-2006              |
| 2000399977 2                   | 175,000.00                       | 169,484.35                     | 01-Sep-2010     | 8.850%                  | GA - 100.00%                     | 360              | 01-Dec-2006              |
| 2000399992 1                   | 256,000.00                       | 254,471.89                     | 01-Feb-2008     | 9.700%                  | FL - 80.00%                      | 360              | 01-Dec-2006              |
| 2000400021 1                   | 90,000.00                        | 87,522.93                      | 01-Jun-2009     | 8.990%                  | GA - 75.00%                      | 360              | 01-Dec-2006              |
| 2000400068 2                   | 77,880.00                        | 74,769.63                      | 01-Dec-2009     | 7.990%                  | TX - 64.90%                      | 360              | 01-Dec-2006              |
| 2000400096 1                   | 76,500.00                        | 74,023.42                      | 01-May-2010     | 8.800%                  | NC - 79.69%                      | 360              | 01-Nov-2006              |
| 2000400169 1                   | 118,800.00                       | 118,946.25                     | 01-Nov-2008     | 10.550%                 | PA - 90.00%                      | 360              | 01-Dec-2006              |
| 2000400181 2                   | 132,057.00                       | 137,476.70                     | 01-Nov-2009     | 6.000%                  | TX - 90.00%                      | 360              | 01-Nov-2006              |
| 2000400252 1                   | 172,800.00                       | 170,474.70                     | 01-Oct-2008     | 7.990%                  | FL - 80.00%                      | 360              | 01-Dec-2006              |
| 2000400276 1                   | 60,000.00                        | 58,327.70                      | 01-Jan-2009     | 9.500%                  | TN - 80.00%                      | 360              | 01-Dec-2006              |
| 2000400338 2                   | 114,658.00                       | 111,364.67                     | 01-Jul-2010     | 9.250%                  | TX - 80.00%                      | 360              | 01-Dec-2006              |
| 2000400339 2                   | 28,665.00                        | 27,941.76                      | 01-Aug-2010     | 9.750%                  | TX - 100.00%                     | 180              | 01-Dec-2006              |
| 2000400375 1                   | 72,400.00                        | 70,060.93                      | 01-Mar-2010     | 8.700%                  | SC - 80.00%                      | 360              | 01-Dec-2006              |
| 2000400376 1                   | 18,100.00                        | 17,701.10                      | 01-May-2010     | 10.300%                 | SC - 100.00%                     | 180              | 01-Dec-2006              |
| 2000400454 1                   | 158,400.00                       | 152,914.72                     | 01-Sep-2010     | 8.600%                  | GA - 80.00%                      | 360              | 01-Dec-2006              |
| 2000400493 1                   | 284,050.00                       | 282,650.02                     | 01-Jul-2010     | 2.000%                  | FL - 95.00%                      | 360              | 01-Dec-2006              |
| 2000400556 2                   | 81,500.00                        | 78,735.47                      | 01-Oct-2010     | 8.500%                  | NY - 70.87%                      | 360              | 01-Dec-2006              |

## Mortgage Pass-Through Certificates

October 25, 2010 Distribution

| Loan Number<br>&<br>Loan Group | Original<br>Principal<br>Balance | Stated<br>Principal<br>Balance | Paid to<br>Date | Current<br>Note<br>Rate | State &<br>LTV at<br>Origination | Original<br>Term | First<br>Payment<br>Date |
|--------------------------------|----------------------------------|--------------------------------|-----------------|-------------------------|----------------------------------|------------------|--------------------------|
| 2000400604 1                   | 207,400.00                       | 204,852.14                     | 01-Oct-2010     | 8.800%                  | TN - 85.00%                      | 360              | 01-Dec-2006              |
| 2000400728 2                   | 160,650.00                       | 156,290.47                     | 01-Mar-2009     | 7.500%                  | AL - 90.00%                      | 360              | 01-Dec-2006              |
| 2000400758 1                   | 108,900.00                       | 105,950.37                     | 01-May-2010     | 9.650%                  | TN - 89.26%                      | 360              | 01-Dec-2006              |
| 2000400896 1                   | 114,475.00                       | 110,448.10                     | 01-Jan-2010     | 7.250%                  | GA - 95.00%                      | 360              | 01-Dec-2006              |
| 2000400979 2                   | 80,000.00                        | 78,088.24                      | 01-Jul-2009     | 10.300%                 | TX - 80.00%                      | 360              | 01-Dec-2006              |
| 2000401026 2                   | 90,000.00                        | 86,886.51                      | 01-Sep-2010     | 8.350%                  | SC - 81.82%                      | 360              | 01-Dec-2006              |
| 2000401046 1                   | 94,900.00                        | 92,761.35                      | 01-Mar-2010     | 10.600%                 | GA - 94.90%                      | 360              | 01-Dec-2006              |
| 2000401105 2                   | 105,450.00                       | 102,590.99                     | 01-Aug-2010     | 9.600%                  | IA - 95.00%                      | 360              | 01-Dec-2006              |
| 2000401106 2                   | 100,100.00                       | 97,256.06                      | 01-Jan-2010     | 9.500%                  | VA - 70.00%                      | 360              | 01-Dec-2006              |
| 2000401157 1                   | 150,300.00                       | 146,774.28                     | 01-Dec-2007     | 9.990%                  | ME - 90.00%                      | 360              | 01-Dec-2006              |
| 2000401171 2                   | 165,000.00                       | 158,475.29                     | 01-Jul-2009     | 3.500%                  | NJ - 51.56%                      | 360              | 01-Dec-2006              |
| 2000401188 2                   | 240,000.00                       | 233,066.05                     | 01-Jun-2009     | 8.900%                  | CT - 83.33%                      | 360              | 01-Dec-2006              |
| 2000401270 1                   | 232,000.00                       | 223,267.65                     | 01-Jul-2009     | 7.850%                  | FL - 80.00%                      | 360              | 01-Dec-2006              |
| 2000401271 1                   | 58,000.00                        | 57,378.00                      | 01-Mar-2009     | 12.100%                 | FL - 100.00%                     | 180              | 01-Dec-2006              |
| 2000401385 2                   | 76,000.00                        | 75,472.69                      | 01-Aug-2008     | 12.500%                 | NJ - 100.00%                     | 180              | 01-Dec-2006              |
| 2000401386 2                   | 304,000.00                       | 299,371.88                     | 01-Aug-2009     | 7.900%                  | NJ - 80.00%                      | 360              | 01-Dec-2006              |
| 2000401496 1                   | 157,580.00                       | 155,198.90                     | 01-Jan-2010     | 8.875%                  | NJ - 79.99%                      | 360              | 01-Dec-2006              |
| 2000401554 1                   | 187,000.00                       | 180,811.16                     | 01-Jun-2009     | 7.000%                  | PA - 85.00%                      | 360              | 01-Dec-2006              |
| 2000401589 1                   | 155,550.00                       | 152,359.76                     | 01-Oct-2010     | 3.500%                  | LA - 85.00%                      | 360              | 01-Nov-2006              |
| 2000401793 1                   | 332,500.00                       | 326,969.38                     | 01-Mar-2009     | 6.000%                  | MD - 94.19%                      | 360              | 01-Dec-2006              |
| 2000401844 1                   | 103,500.00                       | 99,668.37                      | 01-Jan-2010     | 8.050%                  | OH - 82.80%                      | 360              | 01-Dec-2006              |
| 2000401912 2                   | 104,550.00                       | 101,718.21                     | 01-Sep-2010     | 9.650%                  | OH - 85.00%                      | 360              | 01-Dec-2006              |
| 2000402019 1                   | 116,000.00                       | 112,015.13                     | 01-Sep-2009     | 7.000%                  | GA - 80.00%                      | 360              | 01-Dec-2006              |
| 2000402037 2                   | 164,800.00                       | 159,518.20                     | 01-Sep-2010     | 2.000%                  | LA - 80.00%                      | 360              | 01-Dec-2006              |
| 2000402038 2                   | 41,200.00                        | 40,641.16                      | 01-Sep-2010     | 8.000%                  | LA - 100.00%                     | 180              | 01-Dec-2006              |
| 2000402045 1                   | 70,000.00                        | 63,153.68                      | 01-Sep-2010     | 7.550%                  | TN - 67.31%                      | 240              | 01-Dec-2006              |
| 2000402166 1                   | 65,000.00                        | 62,961.37                      | 01-Jan-2010     | 8.990%                  | FL - 79.27%                      | 360              | 01-Dec-2006              |
| 2000402219 2                   | 85,000.00                        | 83,870.12                      | 01-Jan-2009     | 10.600%                 | CA - 100.00%                     | 180              | 01-Dec-2006              |
| 2000386858 2                   | 70,400.00                        | 63,846.26                      | 01-Oct-2010     | 8.750%                  | OH - 80.00%                      | 360              | 01-Aug-2001              |
| 2000387360 2                   | 98,940.00                        | 92,132.13                      | 01-Nov-2009     | 10.375%                 | TN - 97.00%                      | 180              | 01-Mar-2002              |
| 2000390956 2                   | 81,000.00                        | 74,109.42                      | 01-Sep-2010     | 2.000%                  | SC - 89.01%                      | 360              | 01-Jul-2003              |
| 2000380726 1                   | 190,000.00                       | 183,316.65                     | 01-Feb-2010     | 5.000%                  | NC - 89.62%                      | 360              | 01-Sep-2006              |
| 2000396367 1                   | 77,850.00                        | 76,569.41                      | 01-Nov-2009     | 10.900%                 | MO - 90.00%                      | 360              | 01-Oct-2006              |
| 2000397224 1                   | 57,800.00                        | 57,075.67                      | 01-Aug-2010     | 8.900%                  | TN - 85.00%                      | 360              | 01-Nov-2006              |
| 2000400462 2                   | 140,000.00                       | 137,796.78                     | 01-Jul-2008     | 12.099%                 | OR - 95.00%                      | 180              | 01-Dec-2006              |
| 2000402381 1                   | 214,200.00                       | 207,471.45                     | 01-May-2010     | 8.900%                  | SC - 90.00%                      | 360              | 01-Dec-2006              |
| 2000402651 2                   | 274,800.00                       | 266,003.59                     | 01-Sep-2009     | 7.000%                  | CA - 89.99%                      | 360              | 01-Dec-2006              |
| 2000402699 1                   | 166,500.00                       | 194,365.25                     | 01-Nov-2010     | 2.000%                  | WI - 90.00%                      | 360              | 01-Dec-2006              |
| 2000402718 2                   | 199,920.00                       | 194,834.04                     | 01-Mar-2009     | 9.800%                  | VA - 80.00%                      | 360              | 01-Jan-2007              |
| 2000402801 2                   | 27,000.00                        | 26,781.10                      | 01-Nov-2008     | 12.400%                 | NY - 100.00%                     | 180              | 01-Dec-2006              |
| 2000402802 1                   | 108,000.00                       | 104,771.69                     | 01-Jan-2009     | 8.950%                  | NY - 80.00%                      | 360              | 01-Dec-2006              |
| 2000402875 2                   | 114,750.00                       | 113,229.08                     | 01-Jun-2009     | 8.600%                  | GA - 85.00%                      | 360              | 01-Dec-2006              |
| 2000402894 2                   | 74,600.00                        | 74,024.37                      | 01-Jul-2007     | 12.000%                 | CA - 100.00%                     | 180              | 01-Dec-2006              |
| 2000402958 2                   | 186,300.00                       | 188,067.60                     | 01-Sep-2010     | 5.625%                  | FL - 90.00%                      | 360              | 01-Dec-2006              |
| 2000402963 2                   | 151,650.00                       | 151,469.55                     | 01-Apr-2009     | 8.050%                  | VA - 90.00%                      | 360              | 01-Dec-2006              |
| 2000402996 2                   | 87,400.00                        | 84,501.41                      | 01-Sep-2010     | 10.950%                 | TN - 95.00%                      | 360              | 01-Dec-2006              |
| 2000403032 2                   | 112,000.00                       | 137,125.07                     | 01-Mar-2010     | 4.125%                  | FL - 65.50%                      | 360              | 01-Jan-2007              |

## Mortgage Pass-Through Certificates

October 25, 2010 Distribution

| Loan Number<br>&<br>Loan Group | Original<br>Principal<br>Balance | Stated<br>Principal<br>Balance | Paid to<br>Date | Current<br>Note<br>Rate | State &<br>LTV at<br>Origination | Original<br>Term | First<br>Payment<br>Date |
|--------------------------------|----------------------------------|--------------------------------|-----------------|-------------------------|----------------------------------|------------------|--------------------------|
| 2000403060 1                   | 112,500.00                       | 109,321.47                     | 01-Feb-2009     | 9.400%                  | NC - 86.54%                      | 360              | 01-Dec-2006              |
| 2000403125 2                   | 177,200.00                       | 174,362.44                     | 01-Jul-2010     | 7.850%                  | CO - 80.00%                      | 360              | 01-Jan-2007              |
| 2000403126 1                   | 44,300.00                        | 43,534.59                      | 01-Jul-2010     | 11.400%                 | CO - 100.00%                     | 180              | 01-Jan-2007              |
| 2000403154 1                   | 208,800.00                       | 203,206.32                     | 01-Jan-2010     | 9.350%                  | CT - 90.00%                      | 360              | 01-Jan-2007              |
| 2000403157 1                   | 89,600.00                        | 87,243.95                      | 01-Mar-2010     | 7.875%                  | TN - 70.00%                      | 360              | 01-Dec-2006              |
| 2000403201 1                   | 288,000.00                       | 277,091.18                     | 01-Aug-2010     | 7.990%                  | MD - 80.00%                      | 360              | 01-Dec-2006              |
| 2000403202 1                   | 72,000.00                        | 70,447.55                      | 01-Apr-2010     | 10.600%                 | MD - 100.00%                     | 180              | 01-Dec-2006              |
| 2000403330 2                   | 227,700.00                       | 226,442.52                     | 01-Aug-2007     | 9.900%                  | FL - 90.00%                      | 360              | 01-Jan-2007              |
| 2000403385 1                   | 271,800.00                       | 263,150.10                     | 01-Sep-2010     | 7.650%                  | LA - 90.00%                      | 360              | 01-Dec-2006              |
| 2000403425 2                   | 161,670.00                       | 157,906.44                     | 01-Jul-2009     | 10.300%                 | VA - 85.00%                      | 360              | 01-Jan-2007              |
| 2000403551 1                   | 50,350.00                        | 49,006.78                      | 01-Sep-2009     | 10.450%                 | TN - 95.00%                      | 360              | 01-Dec-2006              |
| 2000403603 1                   | 50,000.00                        | 48,280.93                      | 01-Sep-2010     | 8.250%                  | KS - 58.82%                      | 360              | 01-Jan-2007              |
| 2000403651 1                   | 236,251.00                       | 230,567.70                     | 01-Mar-2009     | 8.700%                  | MA - 75.00%                      | 360              | 01-Jan-2007              |
| 2000403673 2                   | 278,640.00                       | 274,628.03                     | 01-Feb-2008     | 8.150%                  |                                  | 360              | 01-Jan-2007              |
| 2000403841 1                   | 150,000.00                       | 144,858.77                     | 01-Aug-2009     | 8.550%                  | VA - 49.34%                      | 360              | 01-Jan-2007              |
| 2000403884 2                   | 211,500.00                       | 204,987.94                     | 01-Jun-2009     | 8.900%                  | LA - 90.00%                      | 360              | 01-Jan-2007              |
| 2000403888 2                   | 63,000.00                        | 61,304.88                      | 01-Mar-2010     | 9.550%                  | NC - 100.00%                     | 360              | 01-Jan-2007              |
| 2000403994 2                   | 187,000.00                       | 186,936.35                     | 01-Sep-2010     | 7.000%                  | KY - 85.00%                      | 360              | 01-Jan-2007              |
| 2000404009 2                   | 80,000.00                        | 77,946.57                      | 01-Aug-2010     | 9.950%                  | PA - 100.00%                     | 360              | 01-Jan-2007              |
| 2000404033 2                   | 439,200.00                       | 439,194.05                     | 01-Feb-2009     | 5.875%                  | CA - 90.00%                      | 360              | 01-Jan-2007              |
| 2000404365 2                   | 96,250.00                        | 94,947.92                      | 01-Nov-2009     | 8.300%                  | PA - 45.83%                      | 360              | 01-Jan-2007              |
| 2000404411 1                   | 202,500.00                       | 196,024.30                     | 01-Apr-2009     | 8.700%                  | MD - 90.00%                      | 360              | 01-Jan-2007              |
| 2000404518 1                   | 87,300.00                        | 85,187.07                      | 01-Jun-2010     | 10.100%                 | TN - 90.00%                      | 360              | 01-Jan-2007              |
| 2000404534 1                   | 84,000.00                        | 70,801.93                      | 01-Oct-2010     | 7.800%                  | KY - 76.36%                      | 180              | 01-Jan-2007              |
| 2000404582 1                   | 60,000.00                        | 59,635.35                      | 01-Sep-2009     | 9.900%                  | PA - 75.00%                      | 360              | 01-Jan-2007              |
| 2000404633 1                   | 195,000.00                       | 189,111.33                     | 01-Oct-2008     | 8.800%                  | VA - 64.15%                      | 360              | 01-Jan-2007              |
| 2000404694 1                   | 100,000.00                       | 98,258.70                      | 01-Dec-2009     | 10.300%                 | MI - 83.33%                      | 360              | 01-Jan-2007              |
| 2000404829 1                   | 84,000.00                        | 83,134.50                      | 01-Sep-2008     | 9.450%                  | IN - 80.00%                      | 360              | 01-Jan-2007              |
| 2000404830 1                   | 21,000.00                        | 20,836.89                      | 01-Nov-2008     | 12.400%                 | IN - 100.00%                     | 180              | 01-Jan-2007              |
| 2000404972 2                   | 97,600.00                        | 94,251.02                      | 01-Dec-2009     | 8.800%                  | TX - 80.00%                      | 360              | 01-Jan-2007              |
| 2000404973 2                   | 24,400.00                        | 21,128.61                      | 01-Apr-2010     | 9.750%                  | TX - 100.00%                     | 180              | 01-Jan-2007              |
| 2000405016 1                   | 208,250.00                       | 205,533.08                     | 01-Sep-2010     | 8.600%                  | NJ - 85.00%                      | 360              | 01-Jan-2007              |
| 2000405093 1                   | 190,000.00                       | 181,741.13                     | 01-Sep-2009     | 6.000%                  | LA - 84.15%                      | 360              | 01-Jan-2007              |
| 2000405180 2                   | 58,000.00                        | 56,927.87                      | 01-Sep-2010     | 11.650%                 | WV - 100.00%                     | 360              | 01-Jan-2007              |
| 2000405232 1                   | 71,250.00                        | 69,769.39                      | 01-Jan-2009     | 10.990%                 | MS - 75.00%                      | 360              | 01-Jan-2007              |
| 2000405336 1                   | 198,000.00                       | 190,731.15                     | 01-Sep-2010     | 7.990%                  | FL - 70.71%                      | 360              | 01-Jan-2007              |
| 2000405467 2                   | 498,750.00                       | 490,084.21                     | 01-Oct-2010     | 4.500%                  | MD - 95.00%                      | 360              | 01-Jan-2007              |
| 2000405471 1                   | 109,600.00                       | 107,488.16                     | 01-Jan-2010     | 9.950%                  | MI - 76.64%                      | 360              | 01-Jan-2007              |
| 2000405480 1                   | 66,500.00                        | 65,961.80                      | 01-Sep-2008     | 11.550%                 | FL - 70.00%                      | 360              | 01-Jan-2007              |
| 2000405793 1                   | 75,000.00                        | 73,359.78                      | 01-May-2010     | 6.990%                  | VA - 52.08%                      | 360              | 01-Jan-2007              |
| 2000405802 1                   | 106,800.00                       | 105,218.61                     | 01-May-2010     | 4.875%                  | GA - 80.00%                      | 360              | 01-Jan-2007              |
| 2000405803 2                   | 26,700.00                        | 26,326.53                      | 01-Oct-2010     | 12.600%                 | GA - 100.00%                     | 180              | 01-Jan-2007              |
| 2000405887 2                   | 314,999.00                       | 309,119.62                     | 01-Feb-2008     | 8.900%                  | CA - 88.73%                      | 360              | 01-Jan-2007              |
| 2000405902 2                   | 184,000.00                       | 177,981.24                     | 01-Sep-2010     | 3.625%                  | FL - 80.00%                      | 360              | 01-Jan-2007              |
| 2000405903 2                   | 46,000.00                        | 45,302.93                      | 01-Jul-2010     | 12.450%                 | FL - 100.00%                     | 180              | 01-Jan-2007              |
| 2000406170 2                   | 199,500.00                       | 197,479.62                     | 01-Apr-2007     | 9.990%                  | NJ - 95.00%                      | 360              | 01-Jan-2007              |
| 2000406217 1                   | 114,480.00                       | 111,991.53                     | 01-May-2010     | 10.650%                 | MS - 90.00%                      | 360              | 01-Jan-2007              |

**Mortgage Pass-Through Certificates**

**October 25, 2010 Distribution**

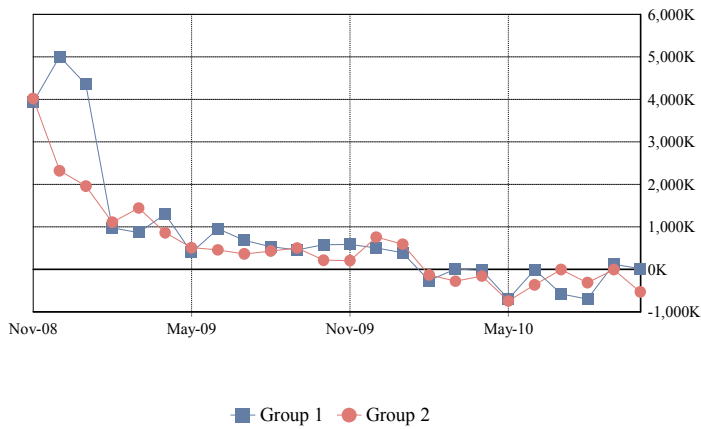
| Loan Number<br>&<br>Loan Group | Original<br>Principal<br>Balance | Stated<br>Principal<br>Balance | Paid to<br>Date | Current<br>Note<br>Rate | State &<br>LTV at<br>Origination | Original<br>Term | First<br>Payment<br>Date |
|--------------------------------|----------------------------------|--------------------------------|-----------------|-------------------------|----------------------------------|------------------|--------------------------|
| 2000406221 2                   | 463,500.00                       | 458,856.94                     | 01-May-2008     | 9.550%                  | CA - 75.00%                      | 360              | 01-Jan-2007              |
| TOTAL                          | 22,317,700.50                    | 21,773,209.13                  |                 |                         |                                  |                  |                          |
| TOTAL                          | 25,544,867.50                    | 25,052,021.01                  |                 |                         |                                  |                  |                          |

## Prepayment Report

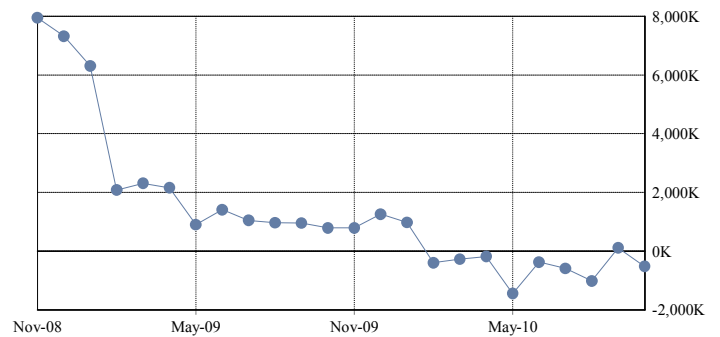
### VOLUNTARY PREPAYMENTS

|                                       | Group 2        | Group 1        | Total          |
|---------------------------------------|----------------|----------------|----------------|
| <b><u>Current</u></b>                 |                |                |                |
| Number of Paid in Full Loans          | 1              | 1              | 2              |
| Number of Repurchased Loans           | 0              | 0              | 0              |
| Total Number of Loans Prepaid in Full | 1              | 1              | 2              |
| Curtailments Amount                   | (595,450.57)   | (78,347.41)    | (673,797.98)   |
| Paid in Full Balance                  | 61,696.24      | 92,558.60      | 154,254.84     |
| Repurchased Loans Balance             | 0.00           | 0.00           | 0.00           |
| Total Prepayment Amount               | -533,754.33    | 14,211.19      | -519,543.14    |
| <b><u>Cumulative</u></b>              |                |                |                |
| Number of Paid in Full Loans          | 756            | 992            | 1,748          |
| Number of Repurchased Loans           | 0              | 0              | 0              |
| Total Number of Loans Prepaid in Full | 756            | 992            | 1,748          |
| Paid in Full Balance                  | 125,573,121.07 | 151,416,082.68 | 276,989,203.75 |
| Repurchased Loans Balance             | 0.00           | 0.00           | 0.00           |
| Curtailments Amount                   | (1,084,872.53) | (484,212.83)   | (1,569,085.36) |
| Total Prepayment Amount               | 124,488,248.54 | 150,931,869.85 | 275,420,118.39 |

Total Prepayments by Groups



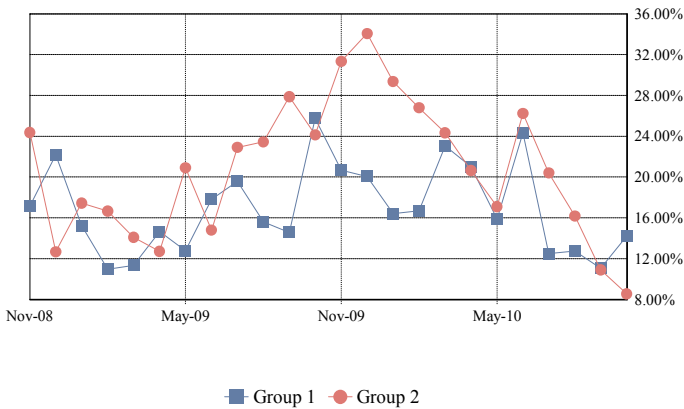
Total Prepayments



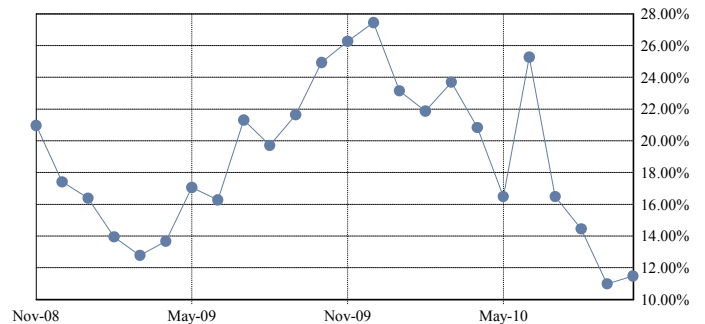
#### PREPAYMENTS RATES

|                                     | Group 2 | Group 1 | Total   |
|-------------------------------------|---------|---------|---------|
| SMM                                 | 0.74%   | 1.27%   | 1.01%   |
| 3 Months Avg SMM                    | 1.05%   | 1.12%   | 1.09%   |
| 12 Months Avg SMM                   | 2.10%   | 1.59%   | 1.85%   |
| Avg SMM Since Cut-off               | 1.73%   | 1.48%   | 1.61%   |
| CPR                                 | 8.56%   | 14.22%  | 11.48%  |
| 3 Months Avg CPR                    | 11.94%  | 12.68%  | 12.32%  |
| 12 Months Avg CPR                   | 22.53%  | 17.49%  | 20.05%  |
| Avg CPR Since Cut-off               | 18.94%  | 16.40%  | 17.70%  |
| PSA                                 | 142.66% | 236.92% | 191.38% |
| 3 Months Avg PSA Approximation      | 199.00% | 211.41% | 205.33% |
| 12 Months Avg PSA Approximation     | 375.51% | 291.53% | 334.23% |
| Avg PSA Since Cut-off Approximation | 416.63% | 393.53% | 405.08% |

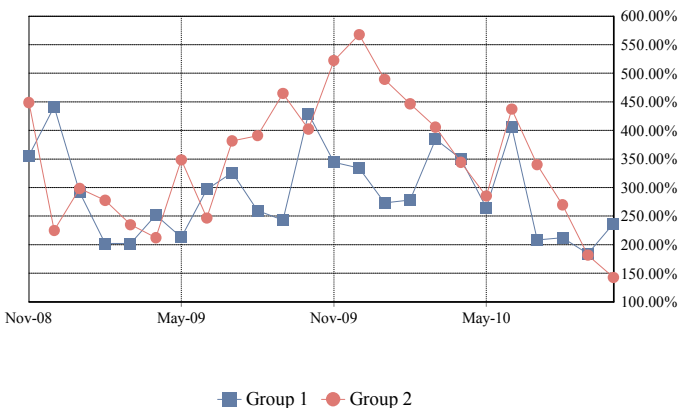
CPR by Groups



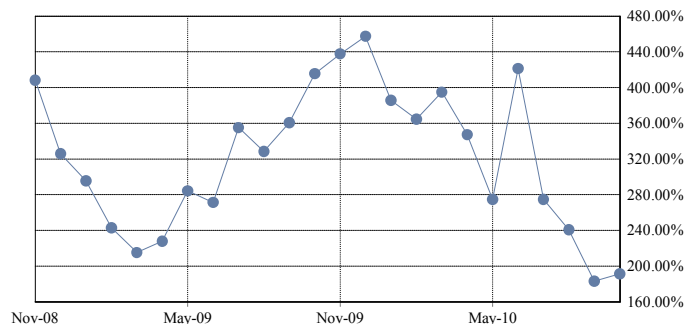
Total CPR



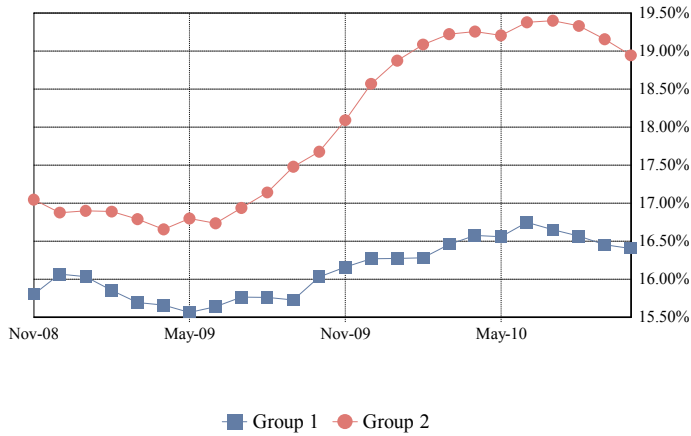
PSA by Groups



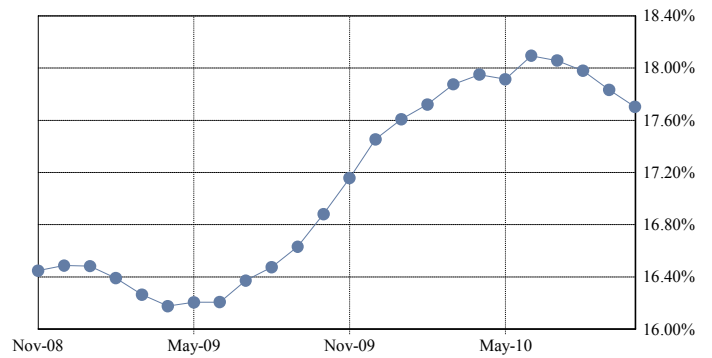
Total PSA



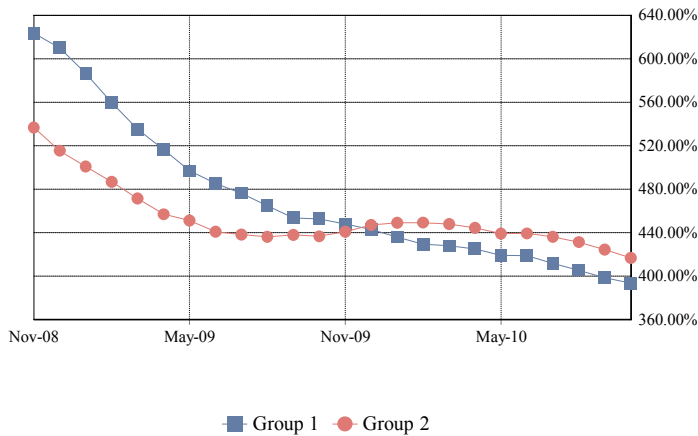
CPR Avg since Cut-Off by Groups



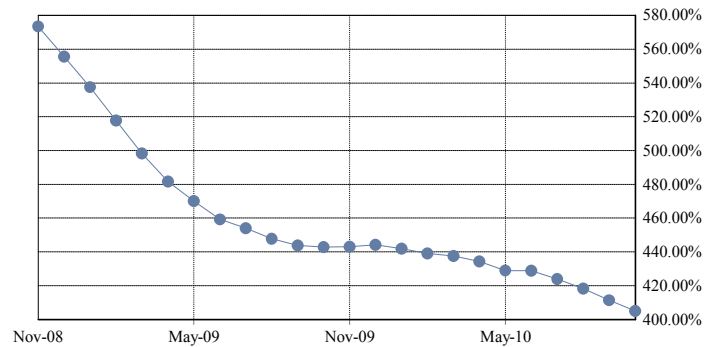
Total CPR Avg since Cut-Off



PSA Avg since Cut-Off by Groups



Total PSA Avg since Cut-Off



#### PREPAYMENT CALCULATION METHODOLOGY

Single Monthly Mortality (SMM):  $(\text{Voluntary partial and full prepayments} + \text{Repurchases} + \text{Liquidation Balance}) / (\text{Beg Principal Balance} - \text{Sched Principal})$

Conditional Prepayment Rate (CPR):  $1 - (1 - \text{SMM})^{12}$

PSA Standard Prepayment Model:  $\text{CPR} / (0.20\% * \min(30, \text{WAS}))$

Average SMM over period between nth month and mth month (AvgSMM<sub>n,m</sub>):  $1 - [(1 - \text{SMM}_n) * (1 - \text{SMM}_{n+1}) * \dots * (1 - \text{SMM}_m)]^{1/\text{months in period } n,m}$

Average CPR over period between the nth month and mth month (AvgCPR<sub>n,m</sub>):  $1 - (1 - \text{AvgSMM}_{n,m})^{12}$

Average PSA Approximation over period between the nth month and mth month:  $\text{AvgCPR}_{n,m} / (0.20\% * \text{Avg WAS}_{n,m})$

Average WAS<sub>n,m</sub>:  $(\min(30, \text{WAS}_n) + \min(30, \text{WAS}_{n+1}) + \dots + \min(30, \text{WAS}_m)) / (\text{number of months in the period } n,m)$

Weighted Average Seasoning (WAS)

Note: Prepayment rates are calculated since deal issue date and include partial and full voluntary prepayments and repurchases.

Dates correspond to distribution dates.

**Prepayment Detail Report**

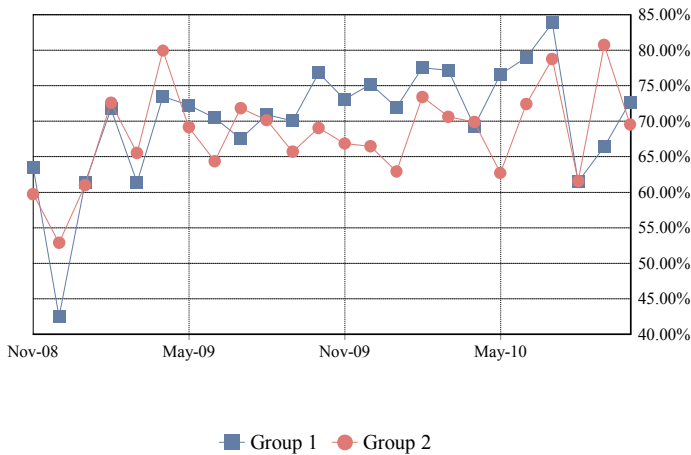
| Prepayment Detail Report - Mortgage Loans Prepaid in Full During Current Distribution |                |                                  |                      |                    |                         |                                  |                                       |                          |
|---|----------------|----------------------------------|----------------------|--------------------|-------------------------|----------------------------------|---------------------------------------|--------------------------|
| Loan Number<br>&<br>Loan Group  | Loan<br>Status | Original<br>Principal<br>Balance | Prepayment<br>Amount | Prepayment<br>Date | Current<br>Note<br>Rate | State &<br>LTV at<br>Origination | Type Prepayment<br>&<br>Original Term | First<br>Payment<br>Date |
| 2000399328  | 1              | 95,600.00                        | 92,558.60            | 14-Sep-2010        | 8.800%                  | LA - 80.00%                      | Paid Off - 360                        | 01-Nov-2006              |
| 2000401044  | 2              | 70,000.00                        | 61,696.24            | 28-Sep-2010        | 8.950%                  | MO - 53.44%                      | Paid Off - 180                        | 01-Dec-2006              |
| TOTAL   |                | 165,600.00                       | 154,254.84           |                    |                         |                                  |                                       |                          |

## Realized Loss Report

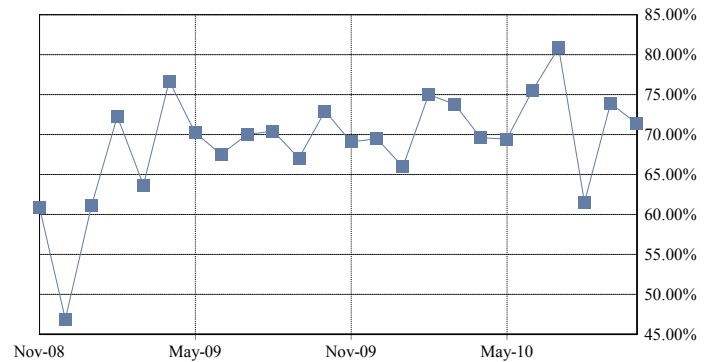
### COLLATERAL REALIZED LOSSES

|  | Group 2        | Group 1        | Total          |
|--|----------------|----------------|----------------|
| <b><u>Current</u></b>                            |                |                |                |
| Subsequent Recoveries                            | 620,432.12     | 298,312.03     | 918,744.15     |
| Number of Loans Liquidated                       | 10             | 20             | 30             |
| Collateral Principal Realized Loss/(Gain) Amount | 1,968,507.50   | 2,970,909.46   | 4,939,416.96   |
| Collateral Interest Realized Loss/(Gain) Amount  | 44,716.04      | 158,680.23     | 203,396.27     |
| Net Liquidation Proceeds                         | 817,131.50     | 956,225.57     | 1,773,357.07   |
| <b><u>Cumulative</u></b>                         |                |                |                |
| Number of Loans Liquidated                       | 1,141          | 901            | 2,042          |
| Collateral Realized Loss/(Gain) Amount           | 150,911,679.75 | 100,276,501.40 | 251,188,181.15 |
| Net Liquidation Proceeds                         | 87,663,851.80  | 47,648,578.41  | 135,312,430.21 |
| Cumulative Subsequent Recoveries                 | 9,592,210.12   | 7,135,072.07   | 16,727,282.19  |

Collateral Loss Severity Approximation by Groups



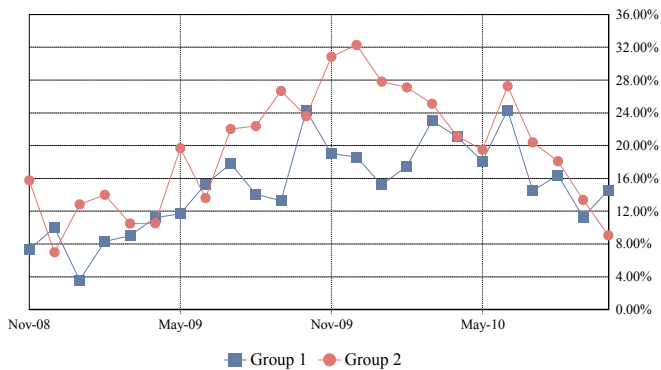
Collateral Loss Severity Approximation



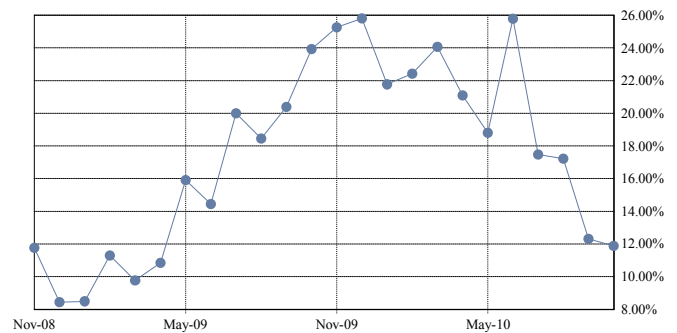
#### DEFAULT SPEEDS

|  | Group 2   | Group 1   | Total     |
|--|-----------|-----------|-----------|
| MDR  | 0.79%     | 1.30%     | 1.05%     |
| 3 Months Avg MDR                               | 1.21%     | 1.26%     | 1.23%     |
| 12 Months Avg MDR                              | 2.15%     | 1.63%     | 1.89%     |
| Avg MDR Since Cut-off                          | 1.27%     | 0.85%     | 1.07%     |
| CDR  | 9.06%     | 14.53%    | 11.89%    |
| 3 Months Avg CDR                               | 13.59%    | 14.09%    | 13.85%    |
| 12 Months Avg CDR                              | 22.95%    | 17.88%    | 20.46%    |
| Avg CDR Since Cut-off                          | 14.21%    | 9.75%     | 12.07%    |
| SDA  | 1,509.50% | 2,422.10% | 1,980.98% |
| 3 Months Avg SDA Approximation                 | 2,264.81% | 2,349.14% | 2,307.80% |
| 12 Months Avg SDA Approximation                | 3,825.18% | 2,979.80% | 3,409.71% |
| Avg SDA Since Cut-off Approximation            | 2,593.48% | 2,020.08% | 2,338.20% |
| Loss Severity Approximation for Current Period | 69.55%    | 72.71%    | 71.42%    |
| 3 Months Avg Loss Severity Approximation       | 69.77%    | 66.75%    | 68.22%    |
| 12 Months Avg Loss Severity Approximation      | 69.04%    | 74.09%    | 71.21%    |
| Avg Loss Severity Approximation Since Cut-off  | 63.70%    | 68.53%    | 65.55%    |

CDR by Groups



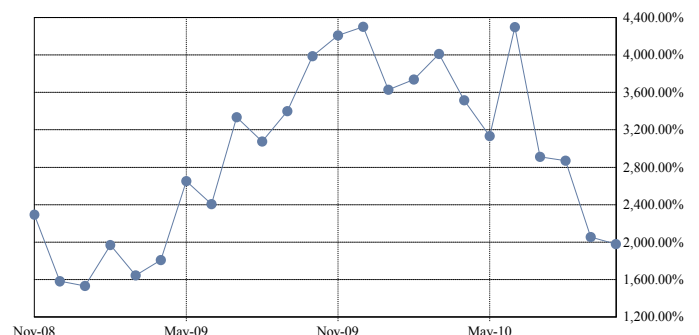
Total CDR



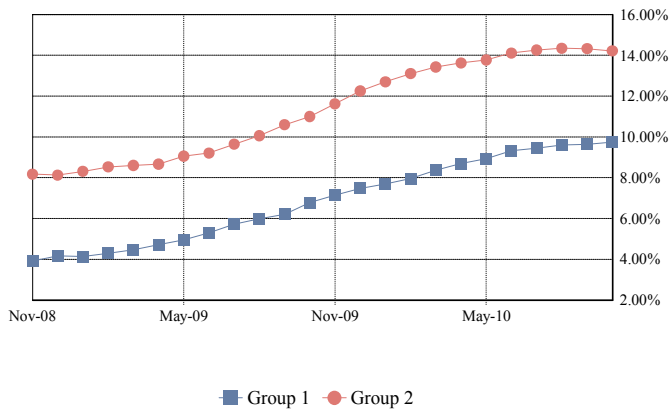
SDA by Groups



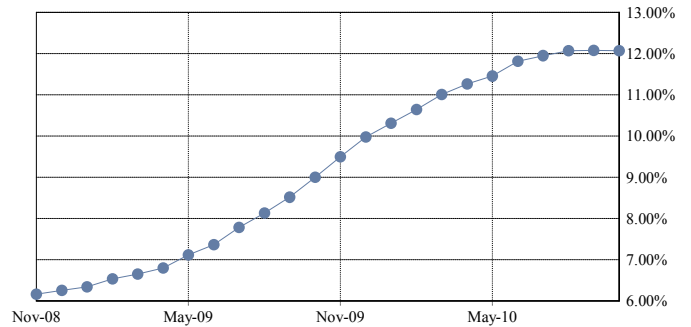
Total SDA



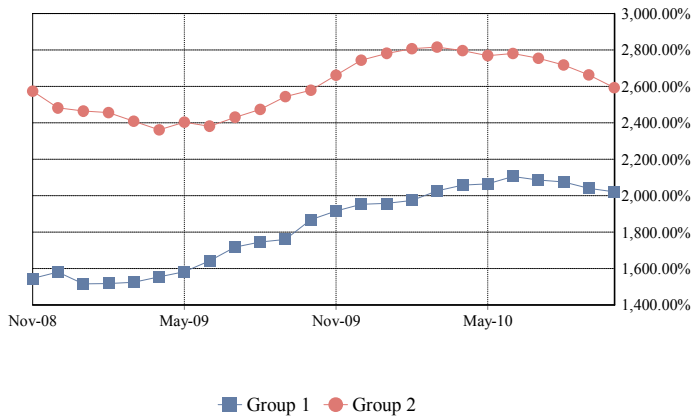
CDR Avg since Cut-Off by Groups



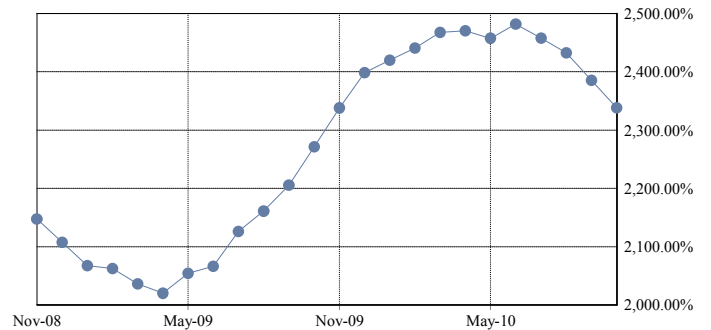
Total CDR Avg since Cut-Off



SDA Avg since Cut-Off by Groups



Total SDA Avg since Cut-Off



#### COLLATERAL REALIZED LOSS CALCULATION METHODOLOGY

Monthly Default Rate (MDR):  $(\text{Beg Principal Balance of Liquidated Loans}) / (\text{Total Beg Principal Balance})$

Conditional Default Rate (CDR):  $1 - ((1 - \text{MDR})^{12})$

SDA Standard Default Assumption:  $\text{CDR} / \text{IF}(\text{WAS} < 61, \text{MIN}(30, \text{WAS}) * 0.02\%, \text{MAX}(0.03\%, \text{MIN}(30, \text{WAS}) * 0.02\% - 0.0095\% * (\text{WAS} - 60)))$

Average MDR over period between nth month and mth month (AvgMDR<sub>n,m</sub>):  $[(1 - \text{MDR}_n) * (1 - \text{MDR}_{n+1}) * \dots * (1 - \text{MDR}_m)]^{1 / \text{months in period } n,m}$

Average CDR over period between the nth month and mth month (AvgCDR<sub>n,m</sub>):  $1 - ((1 - \text{AvgMDR}_{n,m})^{12})$

Average SDA Approximation over period between the nth month and mth month:

$\text{AvgCDR}_{n,m} / \text{IF}(\text{Avg WAS}_{n,m} < 61, \text{MIN}(30, \text{Avg WAS}_{n,m}) * 0.02\%, \text{MAX}(0.03\%, \text{MIN}(30, \text{Avg WAS}_{n,m}) * 0.02\% - 0.0095\% * (\text{Avg WAS}_{n,m} - 60)))$

Average WAS<sub>n,m</sub>:  $(\text{WAS}_n + \text{WAS}_{n+1} + \dots + \text{WAS}_m) / (\text{number of months in the period } n,m)$

Loss Severity Approximation for current period:  $\text{sum}(\text{Realized Loss Amount}) / \text{sum}(\text{Beg Principal Balance of Liquidated Loans})$

Average Loss Severity Approximation over period between nth month and mth month:  $\text{Avg}(\text{Loss Severity}_{n,m})$

Note: Default rates are calculated since deal issue date and include realized gains and additional realized losses and gains from prior periods.

Dates correspond to distribution dates.

Charged off or Partially Charged off Loans assumed to have a minimum 100% Loss Severity Percentage.

#### Realized Loss Detail Report

| Loan Number<br>&<br>Loan Group | Loan<br>Status | Current<br>Note<br>Rate | State &<br>LTV at<br>Origination | Original<br>Term | Prior<br>Principal<br>Balance | Realized<br>Loss/(Gain)<br>Revision | Realized<br>Loss/(Gain) |
|--------------------------------|----------------|-------------------------|----------------------------------|------------------|-------------------------------|-------------------------------------|-------------------------|
| 2000376208                     | 1              | 9.300%                  | OH - 90.00%                      | 360              | 120,518.92                    |                                     | 121,238.34              |
| 2000386383                     | 1              | 9.225%                  | OH - 80.00%                      | 360              | 85,228.85                     |                                     | 72,772.42               |
| 2000397443                     | 1              | 8.550%                  | NJ - 95.00%                      | 360              | 312,501.38                    |                                     | 256,605.40              |
| 2000397993                     | 1              | 2.000%                  | PA - 89.79%                      | 360              | 252,266.74                    | Modification                        | 230,319.64              |
| 2000398577                     | 1              | 10.900%                 | MI - 90.00%                      | 360              | 173,292.11                    |                                     | 158,402.79              |
| 2000398858                     | 1              | 2.000%                  | FL - 85.00%                      | 360              | 128,341.74                    | Modification                        | 36,968.88               |
| 2000399275                     | 1              | 2.000%                  | FL - 72.34%                      | 360              | 208,108.41                    | Modification                        | 4,979.20                |
| 2000399416                     | 1              | 10.500%                 | MI - 89.69%                      | 360              | 143,013.06                    |                                     | 49,090.73               |
| 2000399573                     | 1              | 8.800%                  | MN - 80.00%                      | 360              | 99,784.58                     |                                     | 85,549.04               |
| 2000399732                     | 1              | 5.375%                  | MD - 75.00%                      | 360              | 137,028.38                    |                                     | 99,076.66               |
| 2000399968                     | 1              | 8.800%                  | FL - 90.00%                      | 360              | 102,005.54                    |                                     | 95,426.48               |
| 2000399969                     | 1              | 9.850%                  | WI - 75.00%                      | 360              | 249,896.86                    |                                     | 225,804.17              |
| 2000400403                     | 1              | 2.000%                  | CA - 68.91%                      | 360              | 248,912.24                    | Modification                        | 119,192.96              |
| 2000400472                     | 1              | 9.850%                  | NY - 90.00%                      | 360              | 298,774.12                    |                                     | 380,662.75              |
| 2000400590                     | 1              | 9.700%                  | FL - 95.00%                      | 360              | 177,943.52                    |                                     | 192,774.98              |
| 2000400638                     | 1              | 6.000%                  | CA - 84.03%                      | 360              | 369,750.00                    |                                     | 306,328.94              |
| 2000401146                     | 1              | 11.950%                 | CT - 100.00%                     | 180              | 65,485.06                     |                                     | 74,298.79               |
| 2000402273                     | 1              | 7.700%                  | FL - 78.25%                      | 360              | 214,947.01                    |                                     | 176,599.69              |
| 2000402654                     | 1              | 6.750%                  | CA - 80.00%                      | 360              | 334,172.64                    |                                     | 42,190.90               |
| 2000403080                     | 1              | 7.450%                  |                                  | 360              | 205,324.37                    |                                     | 58,543.49               |
| 2000403231                     | 1              | 12.000%                 | NC - 100.00%                     | 180              | 61,432.68                     |                                     | 57,790.05               |
| 2000404233                     | 1              | 9.625%                  | FL - 95.00%                      | 360              | 72,813.85                     |                                     | 92,391.18               |
| 2000404901                     | 1              | 2.000%                  | FL - 95.00%                      | 360              | 317,890.18                    | Modification                        | 275,543.99              |
| 2000405806                     | 1              | 8.550%                  | MI - 85.00%                      | 360              | 79,470.98                     |                                     | 67,073.91               |
| 2000406172                     | 1              | 7.900%                  | FL - 85.00%                      | 360              | 115,426.68                    |                                     | 133,281.19              |
| 2000374069                     | 1              | 0.000%                  | MI - 90.00%                      | 360              | 0.00                          | Revision                            | 213.03                  |
| 2000386182                     | 1              | 0.000%                  | IN - 80.00%                      | 360              | 0.00                          | Revision                            | (155.00)                |
| 2000396592                     | 1              | 0.000%                  | FL - 80.00%                      | 360              | 0.00                          | Revision                            | (22.75)                 |
| 2000396791                     | 1              | 0.000%                  | FL - 90.00%                      | 360              | 0.00                          | Revision                            | (50.41)                 |
| 2000397477                     | 1              | 0.000%                  | MI - 80.00%                      | 360              | 0.00                          | Revision                            | 562.14                  |
| 2000398908                     | 1              | 0.000%                  | FL - 100.00%                     | 360              | 0.00                          | Revision                            | 223.00                  |
| 2000399201                     | 1              | 0.000%                  | PA - 90.00%                      | 360              | 0.00                          | Revision                            | (8.92)                  |
| 2000399214                     | 1              | 0.000%                  | OH - 97.00%                      | 360              | 0.00                          | Revision                            | (59.30)                 |
| 2000399216                     | 1              | 0.000%                  | WI - 90.00%                      | 360              | 0.00                          | Revision                            | (24.13)                 |
| 2000399243                     | 1              | 0.000%                  | MO - 90.00%                      | 360              | 0.00                          | Revision                            | (206.83)                |
| 2000399255                     | 1              | 0.000%                  | FL - 90.00%                      | 360              | 0.00                          | Revision                            | (39.97)                 |
| 2000399280                     | 1              | 0.000%                  | FL - 80.00%                      | 360              | 0.00                          | Revision                            | (33.10)                 |
| 2000399359                     | 1              | 0.000%                  | OH - 90.00%                      | 360              | 0.00                          | Revision                            | (44.95)                 |
| 2000399376                     | 1              | 0.000%                  | CA - 75.00%                      | 360              | 0.00                          | Revision                            | 3,941.35                |
| 2000399458                     | 1              | 0.000%                  | TN - 95.00%                      | 360              | 0.00                          | Revision                            | (37.93)                 |
| 2000399488                     | 1              | 0.000%                  | CA - 68.29%                      | 360              | 0.00                          | Revision                            | (36.89)                 |
| 2000399500                     | 1              | 0.000%                  | FL - 100.00%                     | 180              | 0.00                          | Revision                            | 3.79                    |
| 2000399614                     | 1              | 0.000%                  | FL - 90.00%                      | 360              | 0.00                          | Revision                            | (43.97)                 |
| 2000399626                     | 1              | 0.000%                  | MI - 100.00%                     | 360              | 0.00                          | Revision                            | (18.96)                 |
| 2000399642                     | 1              | 0.000%                  | PA - 90.00%                      | 360              | 0.00                          | Revision                            | (0.71)                  |
| 2000399744                     | 1              | 0.000%                  | MA - 70.00%                      | 360              | 0.00                          | Revision                            | (39.76)                 |
| 2000399801                     | 1              | 0.000%                  | AL - 76.45%                      | 360              | 0.00                          | Revision                            | (4.72)                  |
| 2000399863                     | 1              | 0.000%                  | FL - 90.00%                      | 360              | 0.00                          | Revision                            | (24.68)                 |
| 2000400003                     | 1              | 0.000%                  | FL - 95.00%                      | 360              | 0.00                          | Revision                            | (208,708.47)            |
| 2000400025                     | 1              | 0.000%                  | IL - 80.00%                      | 360              | 0.00                          | Revision                            | (41.62)                 |

## Mortgage Pass-Through Certificates

October 25, 2010 Distribution

| Loan Number<br>&<br>Loan Group | Loan<br>Status | Current<br>Note<br>Rate | State &<br>LTV at<br>Origination | Original<br>Term | Prior<br>Principal<br>Balance | Realized<br>Loss/(Gain)<br>Revision | Realized<br>Loss/(Gain) |
|--------------------------------|----------------|-------------------------|----------------------------------|------------------|-------------------------------|-------------------------------------|-------------------------|
| 2000400056                     | 1              | 0.000%                  | MI - 80.00%                      | 360              | 0.00                          | Revision                            | (42.37)                 |
| 2000400069                     | 1              | 0.000%                  | FL - 100.00%                     | 360              | 0.00                          | Revision                            | 125.00                  |
| 2000400145                     | 1              | 0.000%                  | NC - 68.27%                      | 360              | 0.00                          | Revision                            | (35.66)                 |
| 2000400147                     | 1              | 0.000%                  | MI - 95.00%                      | 360              | 0.00                          | Revision                            | (56.51)                 |
| 2000400217                     | 1              | 0.000%                  | MI - 80.00%                      | 360              | 0.00                          | Revision                            | (12.78)                 |
| 2000400239                     | 1              | 0.000%                  | FL - 79.05%                      | 360              | 0.00                          | Revision                            | (5.32)                  |
| 2000400441                     | 1              | 0.000%                  | MD - 85.00%                      | 360              | 0.00                          | Revision                            | (112.32)                |
| 2000400474                     | 1              | 0.000%                  | MO - 85.00%                      | 360              | 0.00                          | Revision                            | 751.25                  |
| 2000400527                     | 1              | 0.000%                  | NJ - 90.00%                      | 360              | 0.00                          | Revision                            | (125.69)                |
| 2000400567                     | 1              | 0.000%                  | MI - 90.00%                      | 360              | 0.00                          | Revision                            | (37.79)                 |
| 2000400761                     | 1              | 0.000%                  | MI - 90.00%                      | 360              | 0.00                          | Revision                            | (21.81)                 |
| 2000400821                     | 1              | 0.000%                  | FL - 80.00%                      | 360              | 0.00                          | Revision                            | (59.15)                 |
| 2000400871                     | 1              | 0.000%                  | OH - 90.00%                      | 360              | 0.00                          | Revision                            | (52.63)                 |
| 2000400927                     | 1              | 0.000%                  | MI - 80.00%                      | 360              | 0.00                          | Revision                            | 778.74                  |
| 2000400961                     | 1              | 0.000%                  | FL - 95.00%                      | 360              | 0.00                          | Revision                            | (92.72)                 |
| 2000400967                     | 1              | 0.000%                  | MI - 90.00%                      | 360              | 0.00                          | Revision                            | (20.30)                 |
| 2000400976                     | 1              | 0.000%                  | OH - 79.55%                      | 360              | 0.00                          | Revision                            | (41.00)                 |
| 2000400988                     | 1              | 0.000%                  | MD - 80.00%                      | 360              | 0.00                          | Revision                            | 1,514.44                |
| 2000401028                     | 1              | 0.000%                  | MI - 90.00%                      | 360              | 0.00                          | Revision                            | (19.96)                 |
| 2000401035                     | 1              | 0.000%                  | PA - 100.00%                     | 360              | 0.00                          | Revision                            | (54.05)                 |
| 2000401038                     | 1              | 0.000%                  | NC - 100.00%                     | 360              | 0.00                          | Revision                            | (6.24)                  |
| 2000401086                     | 1              | 0.000%                  | NC - 80.00%                      | 360              | 0.00                          | Revision                            | (33.30)                 |
| 2000401116                     | 1              | 0.000%                  | TN - 76.93%                      | 360              | 0.00                          | Revision                            | (48.21)                 |
| 2000401229                     | 1              | 0.000%                  | FL - 100.00%                     | 360              | 0.00                          | Revision                            | (83,749.61)             |
| 2000401297                     | 1              | 0.000%                  | LA - 95.00%                      | 360              | 0.00                          | Revision                            | (482.90)                |
| 2000401302                     | 1              | 0.000%                  | VA - 70.00%                      | 360              | 0.00                          | Revision                            | (49.76)                 |
| 2000401490                     | 1              | 0.000%                  | CA - 37.78%                      | 360              | 0.00                          | Revision                            | (212.64)                |
| 2000401535                     | 1              | 0.000%                  | UT - 100.00%                     | 180              | 0.00                          | Revision                            | (34.50)                 |
| 2000401665                     | 1              | 0.000%                  | FL - 83.85%                      | 360              | 0.00                          | Revision                            | 765.09                  |
| 2000401720                     | 1              | 0.000%                  | MN - 80.00%                      | 360              | 0.00                          | Revision                            | (55.04)                 |
| 2000401861                     | 1              | 0.000%                  | VA - 80.00%                      | 360              | 0.00                          | Revision                            | (114.16)                |
| 2000401998                     | 1              | 0.000%                  | NC - 90.00%                      | 180              | 0.00                          | Revision                            | (25.74)                 |
| 2000402130                     | 1              | 0.000%                  | MD - 80.00%                      | 360              | 0.00                          | Revision                            | (20.42)                 |
| 2000402192                     | 1              | 0.000%                  | NM - 85.00%                      | 360              | 0.00                          | Revision                            | (23.39)                 |
| 2000402215                     | 1              | 0.000%                  | MD - 69.00%                      | 360              | 0.00                          | Revision                            | (137.85)                |
| 2000402795                     | 1              | 0.000%                  | FL - 90.00%                      | 360              | 0.00                          | Revision                            | (74.46)                 |
| 2000402905                     | 1              | 0.000%                  | NC - 90.00%                      | 360              | 0.00                          | Revision                            | (41.24)                 |
| 2000403031                     | 1              | 0.000%                  | KY - 80.00%                      | 360              | 0.00                          | Revision                            | (15.70)                 |
| 2000403091                     | 1              | 0.000%                  | PA - 90.00%                      | 360              | 0.00                          | Revision                            | 775.16                  |
| 2000403100                     | 1              | 0.000%                  | FL - 80.00%                      | 360              | 0.00                          | Revision                            | 1,146.22                |
| 2000403105                     | 1              | 0.000%                  | TX - 80.00%                      | 360              | 0.00                          | Revision                            | (41.74)                 |
| 2000403193                     | 1              | 0.000%                  | TN - 90.00%                      | 360              | 0.00                          | Revision                            | (3.92)                  |
| 2000403213                     | 1              | 0.000%                  | CA - 93.83%                      | 360              | 0.00                          | Revision                            | (49.41)                 |
| 2000403228                     | 1              | 0.000%                  | AZ - 90.00%                      | 360              | 0.00                          | Revision                            | (20.21)                 |
| 2000403262                     | 1              | 0.000%                  | FL - 90.00%                      | 360              | 0.00                          | Revision                            | (196.34)                |
| 2000403464                     | 1              | 0.000%                  | AZ - 38.96%                      | 360              | 0.00                          | Revision                            | (58.13)                 |
| 2000403510                     | 1              | 0.000%                  | VA - 94.19%                      | 360              | 0.00                          | Revision                            | (1,537.66)              |
| 2000403518                     | 1              | 0.000%                  | FL - 90.00%                      | 360              | 0.00                          | Revision                            | (37.05)                 |
| 2000403599                     | 1              | 0.000%                  | MI - 79.80%                      | 360              | 0.00                          | Revision                            | (8.29)                  |
| 2000403834                     | 1              | 0.000%                  | MI - 70.00%                      | 360              | 0.00                          | Revision                            | (28.21)                 |
| 2000404079                     | 1              | 0.000%                  | SC - 80.00%                      | 360              | 0.00                          | Revision                            | (23.98)                 |

## Mortgage Pass-Through Certificates

October 25, 2010 Distribution

| Loan Number & Loan Group | Loan Status | Current Note Rate | State & LTV at Origination | Original Term | Prior Principal Balance | Realized Loss/(Gain) Revision | Realized Loss/(Gain) |
|--------------------------|-------------|-------------------|----------------------------|---------------|-------------------------|-------------------------------|----------------------|
| 2000404130               | 1           | 0.000%            | FL - 75.00%                | 360           | 0.00                    | Revision                      | 757.23               |
| 2000404361               | 1           | 0.000%            | MS - 74.07%                | 360           | 0.00                    | Revision                      | (30.74)              |
| 2000404378               | 1           | 0.000%            | MD - 80.00%                | 360           | 0.00                    | Revision                      | 1,504.60             |
| 2000404719               | 1           | 0.000%            | FL - 90.00%                | 360           | 0.00                    | Revision                      | (28.61)              |
| 2000404810               | 1           | 0.000%            | OH - 87.50%                | 360           | 0.00                    | Revision                      | (63.11)              |
| 2000404904               | 1           | 0.000%            | FL - 90.00%                | 360           | 0.00                    | Revision                      | (57.55)              |
| 2000405002               | 1           | 0.000%            | ME - 80.00%                | 360           | 0.00                    | Revision                      | (5.40)               |
| 2000405107               | 1           | 0.000%            | LA - 80.00%                | 360           | 0.00                    | Revision                      | (178.36)             |
| 2000405204               | 1           | 0.000%            | FL - 80.00%                | 360           | 0.00                    | Revision                      | 561.53               |
| 2000405309               | 1           | 0.000%            | IN - 100.00%               | 360           | 0.00                    | Revision                      | (27.79)              |
| 2000405363               | 1           | 0.000%            | OH - 100.00%               | 360           | 0.00                    | Revision                      | 394.80               |
| 2000405419               | 1           | 0.000%            | NC - 75.00%                | 360           | 0.00                    | Revision                      | (73.81)              |
| 2000405741               | 1           | 0.000%            | TN - 89.93%                | 360           | 0.00                    | Revision                      | 897.78               |
| 2000405900               | 1           | 0.000%            | MI - 100.00%               | 360           | 0.00                    | Revision                      | (150.91)             |
| 2000406010               | 1           | 0.000%            | NJ - 95.00%                | 360           | 0.00                    | Revision                      | (60.91)              |
| 2000406078               | 1           | 0.000%            | FL - 70.00%                | 360           | 0.00                    | Revision                      | (41.77)              |
| 2000406091               | 1           | 0.000%            | FL - 83.78%                | 360           | 0.00                    | Revision                      | 80.00                |
| 2000406126               | 1           | 0.000%            | WY - 80.00%                | 360           | 0.00                    | Revision                      | (69.84)              |
| 2000387262               | 2           | 8.875%            | OH - 75.00%                | 180           | 84,338.80               |                               | 66,122.36            |
| 2000397936               | 2           | 2.000%            | CA - 90.00%                | 360           | 138,474.83              | Modification                  | 281,268.50           |
| 2000397943               | 2           | 7.350%            | FL - 80.00%                | 360           | 152,204.05              |                               | 91,119.26            |
| 2000399357               | 2           | 9.200%            | AZ - 95.00%                | 360           | 251,848.61              |                               | 201,731.80           |
| 2000400328               | 2           | 2.000%            | FL - 90.00%                | 360           | 415,615.33              | Modification                  | 22,713.90            |
| 2000400466               | 2           | 8.500%            | CA - 90.00%                | 360           | 217,766.77              |                               | 218,533.63           |
| 2000400672               | 2           | 11.950%           | FL - 100.00%               | 180           | 109,097.95              |                               | 116,792.90           |
| 2000401447               | 2           | 7.375%            | FL - 90.00%                | 360           | 351,501.27              |                               | 332,382.19           |
| 2000401479               | 2           | 8.800%            | FL - 80.00%                | 360           | 100,000.00              |                               | 113,320.79           |
| 2000402476               | 2           | 2.000%            | NJ - 90.00%                | 360           | 155,562.34              | Modification                  | 375,794.93           |
| 2000404801               | 2           | 9.900%            | FL - 100.00%               | 360           | 659,741.49              |                               | 606,062.63           |
| 2000405058               | 2           | 12.990%           | PA - 100.00%               | 360           | 89,289.97               |                               | 91,511.60            |
| 2000405409               | 2           | 8.500%            | FL - 63.76%                | 360           | 134,788.80              |                               | 95,589.36            |
| 2000376001               | 2           | 0.000%            | MA - 90.00%                | 360           | 0.00                    | Revision                      | (28.94)              |
| 2000387250               | 2           | 0.000%            | OH - 80.00%                | 360           | 0.00                    | Revision                      | (807.60)             |
| 2000387323               | 2           | 0.000%            | MO - 83.12%                | 360           | 0.00                    | Revision                      | (11.50)              |
| 2000387450               | 2           | 0.000%            | MI - 85.00%                | 360           | 0.00                    | Revision                      | (79,189.74)          |
| 2000396654               | 2           | 0.000%            | OH - 80.00%                | 360           | 0.00                    | Revision                      | (76.65)              |
| 2000397185               | 2           | 0.000%            | FL - 90.00%                | 360           | 0.00                    | Revision                      | (102,835.47)         |
| 2000397433               | 2           | 0.000%            | CA - 80.00%                | 360           | 0.00                    | Revision                      | (94,038.99)          |
| 2000397578               | 2           | 0.000%            | PA - 100.00%               | 360           | 0.00                    | Revision                      | (68.76)              |
| 2000397922               | 2           | 0.000%            | PA - 80.00%                | 360           | 0.00                    | Revision                      | (190.68)             |
| 2000398704               | 2           | 0.000%            | FL - 80.00%                | 360           | 0.00                    | Revision                      | (69.50)              |
| 2000398734               | 2           | 0.000%            | TX - 80.00%                | 360           | 0.00                    | Revision                      | (64.76)              |
| 2000399031               | 2           | 0.000%            | NJ - 95.00%                | 360           | 0.00                    | Revision                      | (110.25)             |
| 2000399128               | 2           | 0.000%            | TN - 90.00%                | 360           | 0.00                    | Revision                      | (2.70)               |
| 2000399308               | 2           | 0.000%            | FL - 80.00%                | 360           | 0.00                    | Revision                      | (37.09)              |
| 2000399365               | 2           | 0.000%            | TN - 90.00%                | 360           | 0.00                    | Revision                      | 976.75               |
| 2000399555               | 2           | 0.000%            | FL - 80.00%                | 360           | 0.00                    | Revision                      | (66,577.31)          |
| 2000399707               | 2           | 0.000%            | FL - 80.00%                | 360           | 0.00                    | Revision                      | (35.46)              |
| 2000399864               | 2           | 0.000%            | OH - 80.00%                | 360           | 0.00                    | Revision                      | (3.61)               |
| 2000399959               | 2           | 0.000%            | IL - 85.00%                | 360           | 0.00                    | Revision                      | 755.95               |
| 2000400023               | 2           | 0.000%            | FL - 80.00%                | 360           | 0.00                    | Revision                      | (60,465.81)          |

## Mortgage Pass-Through Certificates

October 25, 2010 Distribution

| Loan Number & Loan Group | Loan Status | Current Note Rate | State & LTV at Origination | Original Term | Prior Principal Balance | Realized Loss/(Gain) Revision | Realized Loss/(Gain) |
|--------------------------|-------------|-------------------|----------------------------|---------------|-------------------------|-------------------------------|----------------------|
| 2000400028               | 2           | 0.000%            | FL - 80.00%                | 360           | 0.00                    | Revision                      | (55.15)              |
| 2000400220               | 2           | 0.000%            | MD - 80.00%                | 360           | 0.00                    | Revision                      | (554.50)             |
| 2000400350               | 2           | 0.000%            | VA - 90.00%                | 360           | 0.00                    | Revision                      | (3,667.07)           |
| 2000400543               | 2           | 0.000%            | FL - 80.00%                | 360           | 0.00                    | Revision                      | (2,006.50)           |
| 2000400560               | 2           | 0.000%            | CA - 80.00%                | 360           | 0.00                    | Revision                      | (107.29)             |
| 2000400868               | 2           | 0.000%            | OH - 90.00%                | 360           | 0.00                    | Revision                      | (89.00)              |
| 2000401056               | 2           | 0.000%            | FL - 80.00%                | 360           | 0.00                    | Revision                      | (119.64)             |
| 2000401072               | 2           | 0.000%            | MS - 90.00%                | 360           | 0.00                    | Revision                      | (26.40)              |
| 2000401134               | 2           | 0.000%            | OH - 75.00%                | 360           | 0.00                    | Revision                      | (25.22)              |
| 2000401154               | 2           | 0.000%            | FL - 95.00%                | 360           | 0.00                    | Revision                      | (27.07)              |
| 2000401294               | 2           | 0.000%            | NC - 95.00%                | 360           | 0.00                    | Revision                      | (112.99)             |
| 2000401417               | 2           | 0.000%            | WV - 64.52%                | 360           | 0.00                    | Revision                      | (4.99)               |
| 2000401500               | 2           | 0.000%            | FL - 90.00%                | 360           | 0.00                    | Revision                      | (50.87)              |
| 2000401507               | 2           | 0.000%            | TX - 90.00%                | 360           | 0.00                    | Revision                      | (115.92)             |
| 2000401571               | 2           | 0.000%            | FL - 95.00%                | 360           | 0.00                    | Revision                      | (40.29)              |
| 2000401582               | 2           | 0.000%            | SC - 80.00%                | 360           | 0.00                    | Revision                      | (6,399.27)           |
| 2000401645               | 2           | 0.000%            | MN - 80.00%                | 360           | 0.00                    | Revision                      | (48.46)              |
| 2000401667               | 2           | 0.000%            | NC - 90.00%                | 360           | 0.00                    | Revision                      | (68.91)              |
| 2000401804               | 2           | 0.000%            | OH - 80.00%                | 360           | 0.00                    | Revision                      | (61.96)              |
| 2000402086               | 2           | 0.000%            | VA - 74.80%                | 360           | 0.00                    | Revision                      | 520.88               |
| 2000402189               | 2           | 0.000%            | FL - 80.00%                | 360           | 0.00                    | Revision                      | (37.45)              |
| 2000402235               | 2           | 0.000%            | NY - 80.00%                | 360           | 0.00                    | Revision                      | (2.16)               |
| 2000402267               | 2           | 0.000%            | FL - 83.41%                | 360           | 0.00                    | Revision                      | (178.38)             |
| 2000402360               | 2           | 0.000%            | FL - 85.00%                | 360           | 0.00                    | Revision                      | (72.48)              |
| 2000402421               | 2           | 0.000%            | UT - 80.00%                | 360           | 0.00                    | Revision                      | (28,014.22)          |
| 2000402491               | 2           | 0.000%            | LA - 90.00%                | 360           | 0.00                    | Revision                      | (28.00)              |
| 2000402595               | 2           | 0.000%            | SC - 80.00%                | 360           | 0.00                    | Revision                      | (7.19)               |
| 2000402597               | 2           | 0.000%            | NY - 100.00%               | 360           | 0.00                    | Revision                      | 850.53               |
| 2000402709               | 2           | 0.000%            | PA - 100.00%               | 360           | 0.00                    | Revision                      | (10.79)              |
| 2000402946               | 2           | 0.000%            | CA - 100.00%               | 180           | 0.00                    | Revision                      | 15,988.90            |
| 2000403189               | 2           | 0.000%            | NJ - 100.00%               | 360           | 0.00                    | Revision                      | (349.80)             |
| 2000403217               | 2           | 0.000%            | FL - 100.00%               | 360           | 0.00                    | Revision                      | (370.63)             |
| 2000403556               | 2           | 0.000%            | FL - 80.00%                | 360           | 0.00                    | Revision                      | (19.46)              |
| 2000403564               | 2           | 0.000%            | OH - 85.00%                | 360           | 0.00                    | Revision                      | (25.27)              |
| 2000403623               | 2           | 0.000%            | FL - 95.00%                | 360           | 0.00                    | Revision                      | (100,047.74)         |
| 2000403669               | 2           | 0.000%            | WV - 100.00%               | 360           | 0.00                    | Revision                      | (305.93)             |
| 2000403767               | 2           | 0.000%            | FL - 73.00%                | 360           | 0.00                    | Revision                      | (8.59)               |
| 2000403808               | 2           | 0.000%            | FL - 90.00%                | 360           | 0.00                    | Revision                      | (33.22)              |
| 2000403937               | 2           | 0.000%            | IL - 90.00%                | 360           | 0.00                    | Revision                      | (38.02)              |
| 2000404020               | 2           | 0.000%            | FL - 84.82%                | 360           | 0.00                    | Revision                      | (42.89)              |
| 2000404087               | 2           | 0.000%            | MD - 80.00%                | 360           | 0.00                    | Revision                      | (71,643.54)          |
| 2000404194               | 2           | 0.000%            | OH - 85.00%                | 360           | 0.00                    | Revision                      | (26.00)              |
| 2000404240               | 2           | 0.000%            | FL - 79.98%                | 360           | 0.00                    | Revision                      | (18.72)              |
| 2000404276               | 2           | 0.000%            | PA - 90.00%                | 360           | 0.00                    | Revision                      | (29.18)              |
| 2000404383               | 2           | 0.000%            | KS - 80.00%                | 360           | 0.00                    | Revision                      | 309.92               |
| 2000404407               | 2           | 0.000%            | CA - 75.00%                | 360           | 0.00                    | Revision                      | (24.78)              |
| 2000404481               | 2           | 0.000%            | FL - 90.00%                | 360           | 0.00                    | Revision                      | (32.50)              |
| 2000404863               | 2           | 0.000%            | FL - 80.00%                | 360           | 0.00                    | Revision                      | (23.03)              |
| 2000405003               | 2           | 0.000%            | FL - 80.00%                | 360           | 0.00                    | Revision                      | (114.88)             |
| 2000405430               | 2           | 0.000%            | WY - 75.00%                | 360           | 0.00                    | Revision                      | (191.47)             |
| 2000405676               | 2           | 0.000%            | VA - 100.00%               | 180           | 0.00                    | Revision                      | (179.67)             |

## Mortgage Pass-Through Certificates

October 25, 2010 Distribution

| Loan Number<br>&<br>Loan Group | Loan<br>Status | Current<br>Note<br>Rate | State &<br>LTV at<br>Origination | Original<br>Term | Prior<br>Principal<br>Balance | Realized<br>Loss/(Gain)<br>Revision | Realized<br>Loss/(Gain) |
|--------------------------------|----------------|-------------------------|----------------------------------|------------------|-------------------------------|-------------------------------------|-------------------------|
| 2000406383                     | 2              | 0.000%                  | NJ - 80.00%                      | 360              | 0.00                          | Revision                            | (351.90)                |
| 2000406438                     | 2              | 0.000%                  | OR - 85.00%                      | 360              | 0.00                          | Revision                            | 1,308.88                |
| 2000406439                     | 2              | 0.000%                  |                                  | 360              | 0.00                          | Revision                            | (7.91)                  |
| TOTAL                          |                |                         |                                  |                  | 7,434,560.11                  |                                     | 5,142,813.23            |

The Servicer has not made a final recovery determination on any loan noted above as a "Modification" and such realized loss is based on principal forbearance in connection with a loan modification.

### Triggers and Adj. Cert. Report

| TRIGGER EVENTS  |         |         |                |
|---|---------|---------|----------------|
|   | Group 2 | Group 1 | Total          |
| Does a Trigger Event Exist?   |         |         | No             |
| Has a Crossover Date Occurred?  |         |         | No             |
| Rolling 60-Day Delinquency Percentage   |         |         | 50.976091%     |
| Mezzanine Certificate Balance & Overcollateralization   |         |         | 68,943,056.24  |
| Beginning Pool Principal Balance  |         |         | 571,762,556.52 |
| Credit Enhancement Percentage   |         |         | 12.057987%     |
| Cumulative Loss Percentage  |         |         | 20.09505449%   |
| Does the Master Servicer Event of Default Exist?<br>(A Trigger Event Exists if either (i) or (ii) are true) |         |         | Yes            |
| (i) The quotient of ( (A) > (B) )   |         |         |                |
| . (A) Cumulative Loss Percentage  |         |         | 20.095054%     |
| . (B) Applicable Loss %   |         |         | 5.350000%      |
| (ii) The quotient of ( (A) > (B) )  |         |         |                |
| . (A) Rolling 90-Day Delinquency Percentage   |         |         | 48.608319%     |
| . (B) Applicable Loss %   |         |         | 22.000000%     |

| ADJUSTABLE RATE CERTIFICATE INFORMATION |  |  |  |
|---|--|--|--|
| <i>SPACE INTENTIONALLY LEFT BLANK</i>   |  |  |  |

| ADDITIONAL INFORMATION             |         |         |            |
|------------------------------------|---------|---------|------------|
|                                    | Group 2 | Group 1 | Total      |
| Current LIBOR Rate                 |         |         | 0.256250%  |
| Libor Rate Determination Date      |         |         | 09/23/2010 |
| Next LIBOR Rate                    |         |         | 0.256250%  |
| Next Libor Rate Determination Date |         |         | 10/21/2010 |

## Additional Certificate Report

| ADDITIONAL CERTIFICATE REPORT |                                   |                            |                           |                                |                              |                                |
|-------------------------------|-----------------------------------|----------------------------|---------------------------|--------------------------------|------------------------------|--------------------------------|
| CLASS                         | NET WAC<br>Shortfall<br>Prior (1) | Interest on<br>Prior SF(2) | Curr NET<br>WAC SF<br>(3) | Total NET<br>WAC SF<br>(1+2+3) | NET WAC<br>Shortfall<br>Paid | NET WAC<br>Shortfall<br>UnPaid |
| A-1A                          | \$0.00                            | \$0.00                     | \$0.00                    | \$0.00                         | \$0.00                       | \$0.00                         |
| A-2A                          | \$0.00                            | \$0.00                     | \$0.00                    | \$0.00                         | \$0.00                       | \$0.00                         |
| A-2B                          | \$0.00                            | \$0.00                     | \$0.00                    | \$0.00                         | \$0.00                       | \$0.00                         |
| A-2C                          | \$0.00                            | \$0.00                     | \$0.00                    | \$0.00                         | \$0.00                       | \$0.00                         |
| A-2D                          | \$0.00                            | \$0.00                     | \$0.00                    | \$0.00                         | \$0.00                       | \$0.00                         |
| M-1                           | \$0.00                            | \$0.00                     | \$0.00                    | \$0.00                         | \$0.00                       | \$0.00                         |
| M-2                           | \$0.00                            | \$0.00                     | \$0.00                    | \$0.00                         | \$0.00                       | \$0.00                         |
| M-3                           | \$0.00                            | \$0.00                     | \$0.00                    | \$0.00                         | \$0.00                       | \$0.00                         |
| M-4                           | \$0.00                            | \$0.00                     | \$0.00                    | \$0.00                         | \$0.00                       | \$0.00                         |
| M-5                           | \$0.00                            | \$0.00                     | \$0.00                    | \$0.00                         | \$0.00                       | \$0.00                         |
| M-6                           | \$0.00                            | \$0.00                     | \$0.00                    | \$0.00                         | \$0.00                       | \$0.00                         |
| M-7                           | \$0.00                            | \$0.00                     | \$0.00                    | \$0.00                         | \$0.00                       | \$0.00                         |
| M-8                           | \$0.00                            | \$0.00                     | \$0.00                    | \$0.00                         | \$0.00                       | \$0.00                         |
| M-9                           | \$345.16                          | \$0.65                     | \$0.00                    | \$345.81                       | \$0.00                       | \$345.81                       |
| M-10N                         | \$1,314.85                        | \$2.56                     | \$0.00                    | \$1,317.41                     | \$0.00                       | \$1,317.41                     |
| M-11N                         | \$773.44                          | \$1.51                     | \$0.00                    | \$774.95                       | \$0.00                       | \$774.95                       |
| M-12N                         | \$618.76                          | \$1.21                     | \$0.00                    | \$619.96                       | \$0.00                       | \$619.96                       |
| M-13N                         | \$618.76                          | \$1.21                     | \$0.00                    | \$619.96                       | \$0.00                       | \$619.96                       |

## Mortgage Pass-Through Certificates

October 25, 2010 Distribution

### Modified Loan Detail

| Modification Detail Report - Mortgage Loans Modified Durring Current Distribution |              |                            |                      |              |                  |                |                           |                          |                       |                    |
|---|--------------|----------------------------|----------------------|--------------|------------------|----------------|---------------------------|--------------------------|-----------------------|--------------------|
| Loan Number<br>&<br>Loan Group  | Modification |                            | Post-Modification    |              |                  |                |                           |                          |                       |                    |
|   | Date         | Current Type<br>Desc. Code | Beginning<br>Balance | Note<br>Rate | Maturity<br>Date | P&I<br>Payment | Principal<br>Foregiveness | Interest<br>Foregiveness | Amount<br>Capitalized | Amount<br>Deferred |
| <i>SPACE INTENTIONALLY LEFT BLANK</i>   |              |                            |                      |              |                  |                |                           |                          |                       |                    |
| TOTAL   |              |                            |                      |              |                  |                |                           |                          |                       |                    |

| Modification Code Description                         |  |   |
|---|--|---|
| A Fast Track Modification                             | J First Pay Adjustment Date Modification         | R Minimum Rate Modification                 |
| B Modification Resulting In Capitalized Amount        | K First Rate Date Modification                   | S First Principal Payment Date Modification |
| C Modification Resulting In Forgiven Principal Amount | L First Rate Date Extended                       | T Interest Only Flag Modification           |
| D Modification Resulting In Forgiven Interest Amount  | M First Periodic Rate Cap Modification           | U Interest Only Term Modification           |
| E Modification Resulting In Deffered Amount           | N Subsequent Periodic Rate Cap Down Modification | V Various Attributes Modified               |
| F Beginning Balance Modification                      | O Other  | W Balloon Payment Modification              |
| G Note Rate Modification                              | P Subsequent Periodic Rate Cap Up Modification   | X Balloon Payment Date Modification         |
| H Scheduled P&I Amount Modification                   | Q Maximum Rate Modification                      | Y Loan Type Modification                    |
| I Maturity Date Modification                          |  |   |

#### Investor Supplemental Notice

##### DEAL CALENDAR

###### Rolling Payment Schedule

|                   |                   |               |                    |
|-------------------|-------------------|---------------|--------------------|
| November 26, 2010 | February 25, 2011 | May 25, 2011  | August 25, 2011    |
| December 27, 2010 | March 25, 2011    | June 27, 2011 | September 26, 2011 |
| January 25, 2011  | April 25, 2011    | July 25, 2011 | October 25, 2011   |