

## External Parties

### Seller

Novastar Mtg Funding Corp.

### Servicer(s)

Saxon Mortgage Services, Inc.

### Underwriter(s)

Wachovia Securites  
Deutsche Bank Securities  
Greenwich Capital Markets

### PMI Insurer

Radian Insurance Inc.  
PMI Mortgage Insurance Co.  
Mortgage Guaranty Insurance Corp.

### Hedge Provider

Wachovia Bank  
Deutsche Bank AG  
Royal Bank of Scotland

## Table of Contents

|                                    | Page |
|------------------------------------|------|
| 1. Certificate Payment Report      | 2    |
| 2. Collection Account Report       | 8    |
| 3. Credit Enhancement Report       | 10   |
| 4. Collateral Report               | 11   |
| 5. Delinquency Report              | 15   |
| 6. REO Report                      | 27   |
| 7. Foreclosure Report              | 33   |
| 8. Prepayment Report               | 56   |
| 9. Prepayment Detail Report        | 59   |
| 10. Realized Loss Report           | 60   |
| 11. Realized Loss Detail Report    | 63   |
| 12. Triggers and Adj. Cert. Report | 67   |
| 13. Additional Certificate Report  | 68   |
| 14. Investor Supplemental Notice   | 69   |

Total Number of Pages 69

## Dates

|                          |                                       |
|--------------------------|---------------------------------------|
| Cut-Off Date:            | November 01, 2006                     |
| Close Date:              | November 30, 2006                     |
| First Distribution Date: | December 26, 2006                     |
| <br>                     |                                       |
| Distribution Date:       | February 25, 2010                     |
| Next Distribution Date:  | March 25, 2010                        |
| Record Date:             | January 29, 2010<br>February 24, 2010 |
| <br>                     |                                       |
| Determination Date:      | February 12, 2010                     |

## Contacts

Amy McNulty  
Administrator  
(714) 247-6255  
amy.mcnulty@db.com  
Address:  
1761 East St. Andrew Place, Santa Ana, CA 92705

Factor Information: (800) 735-7777  
Factor Info Email: [SHRControl.Operations@db.com](mailto:SHRControl.Operations@db.com)  
Main Phone Number: (714) 247-6000  
<https://tss.sfs.db.com/investpublic>

In connection with the Trustee's preparation of this Statement to Certificateholders, the Trustee is conclusively relying upon, and has not independently verified, information provided to it by various third parties, including the Servicer, Master Servicer, Special Servicer and other parties to the transaction. The Trustee makes no representations as to the completeness, reliability, accuracy or suitability for any purpose of the information provided to it by such third parties.

## Mortgage Pass-Through Certificates

February 25, 2010 Distribution

### Certificate Payment Report

| Current Period Distribution - REMIC VI |            |                         |                         |                   |                     |                     |                     |                   |                           |
|--|------------|-------------------------|-------------------------|-------------------|---------------------|---------------------|---------------------|-------------------|---------------------------|
| Class                                  | Class Type | Original Face Value     | Prior Principal Balance | Interest          | Principal           | Total Distribution  | Realized Loss       | Deferred Interest | Current Principal Balance |
|  |            |                         | (1)                     | (2)               | (3)                 | (4)=(2)+(3)         | (5)                 | (6)               | (7)=(1)-(3)-(5)+(6)       |
| A-1A                                   | SR         | 500,000,000.00          | 260,679,579.14          | 89,931.05         | 2,200,366.77        | 2,290,297.82        | 0.00                | 0.00              | 258,479,212.37            |
| A-2A                                   | SR         | 248,800,000.00          | 0.00                    | 0.00              | 0.00                | 0.00                | 0.00                | 0.00              | 0.00                      |
| A-2B                                   | SR         | 112,800,000.00          | 104,056,422.30          | 29,625.82         | 5,063,574.35        | 5,093,200.17        | 0.00                | 0.00              | 98,992,847.95             |
| A-2C                                   | SR         | 139,800,000.00          | 139,800,000.00          | 48,229.17         | 0.00                | 48,229.17           | 0.00                | 0.00              | 139,800,000.00            |
| A-2D                                   | SR         | 45,475,000.00           | 45,475,000.00           | 17,254.64         | 0.00                | 17,254.64           | 0.00                | 0.00              | 45,475,000.00             |
| M-1                                    | MEZ        | 38,750,000.00           | 38,750,000.00           | 15,036.65         | 0.00                | 15,036.65           | 0.00                | 0.00              | 38,750,000.00             |
| M-2                                    | MEZ        | 33,750,000.00           | 33,750,000.00           | 14,549.56         | 0.00                | 14,549.56           | 0.00                | 0.00              | 33,750,000.00             |
| M-3                                    | MEZ        | 19,375,000.00           | 19,375,000.00           | 9,019.89          | 0.00                | 9,019.89            | 0.00                | 0.00              | 19,375,000.00             |
| M-4                                    | MEZ        | 17,500,000.00           | 17,500,000.00           | 9,051.16          | 0.00                | 9,051.16            | 1,943,555.05        | 0.00              | 15,556,444.95             |
| M-5                                    | MEZ        | 13,750,000.00           | 5,154,466.12            | 2,754.71          | 0.00                | 2,754.71            | 5,154,466.12        | 0.00              | 0.00                      |
| M-6                                    | MEZ        | 12,500,000.00           | 0.00                    | 0.00              | 0.00                | 0.00                | 0.00                | 0.00              | 0.00                      |
| M-7                                    | MEZ        | 11,250,000.00           | 0.00                    | 0.00              | 0.00                | 0.00                | 0.00                | 0.00              | 0.00                      |
| M-8                                    | MEZ        | 9,375,000.00            | 0.00                    | 0.00              | 0.00                | 0.00                | 0.00                | 0.00              | 0.00                      |
| M-9                                    | MEZ        | 13,750,000.00           | 0.00                    | 0.00              | 0.00                | 0.00                | 0.00                | 0.00              | 0.00                      |
| M-10                                   | MEZ        | 0.00                    | 0.00                    | 0.00              | 0.00                | 0.00                | 0.00                | 0.00              | 0.00                      |
| M-10N                                  | MEZ        | 10,625,000.00           | 0.00                    | 0.00              | 0.00                | 0.00                | 0.00                | 0.00              | 0.00                      |
| M10DSI                                 | MEZ/NTL    | 0.00                    | 0.00                    | 0.00              | 0.00                | 0.00                | 0.00                | 0.00              | 0.00                      |
| M-11                                   | MEZ/NOF    | 0.00                    | 0.00                    | 0.00              | 0.00                | 0.00                | 0.00                | 0.00              | 0.00                      |
| M-11N                                  | MEZ/NOF    | 6,250,000.00            | 0.00                    | 0.00              | 0.00                | 0.00                | 0.00                | 0.00              | 0.00                      |
| M11DSI                                 | MEZ/NTL    | 0.00                    | 0.00                    | 0.00              | 0.00                | 0.00                | 0.00                | 0.00              | 0.00                      |
| M-12                                   | MEZ/NOF    | 0.00                    | 0.00                    | 0.00              | 0.00                | 0.00                | 0.00                | 0.00              | 0.00                      |
| M-12N                                  | MEZ/NOF    | 5,000,000.00            | 0.00                    | 0.00              | 0.00                | 0.00                | 0.00                | 0.00              | 0.00                      |
| M12DSI                                 | MEZ/NTL    | 0.00                    | 0.00                    | 0.00              | 0.00                | 0.00                | 0.00                | 0.00              | 0.00                      |
| M-13                                   | MEZ/NOF    | 0.00                    | 0.00                    | 0.00              | 0.00                | 0.00                | 0.00                | 0.00              | 0.00                      |
| M-13N                                  | MEZ/NOF    | 5,000,000.00            | 0.00                    | 0.00              | 0.00                | 0.00                | 0.00                | 0.00              | 0.00                      |
| M13DSI                                 | MEZ/NTL    | 0.00                    | 0.00                    | 0.00              | 0.00                | 0.00                | 0.00                | 0.00              | 0.00                      |
| CA                                     | SUB        | 6,250,100.00            | 100.00                  | 0.00              | 0.00                | 0.00                | 0.00                | 0.00              | 100.00                    |
| CB                                     | NTL/SUB    | 0.00                    | 0.00                    | 0.00              | 0.00                | 0.00                | 0.00                | 0.00              | 0.00                      |
| R                                      | RES        | 0.00                    | 0.00                    | 0.00              | 0.00                | 0.00                | 0.00                | 0.00              | 0.00                      |
| <b>Total</b>                           |            | <b>1,250,000,100.00</b> | <b>664,540,567.56</b>   | <b>235,452.65</b> | <b>7,263,941.12</b> | <b>7,499,393.77</b> | <b>7,098,021.17</b> | <b>0.00</b>       | <b>650,178,605.27</b>     |

| Interest Accrual Detail |                 |               |           | Current Period Factor Information per \$1,000 of Original Face Value |   |                               |          |           |                       |                                 |
|-------------------------|-----------------|---------------|-----------|--|---|-------------------------------|----------|-----------|-----------------------|---------------------------------|
| Class                   | Period Starting | Period Ending | Method    | Cusip  | Orig. Principal<br>(with Notional)<br>Balance | Prior<br>Principal<br>Balance | Interest | Principal | Total<br>Distribution | Current<br>Principal<br>Balance |
|                         |                 |               |           |  | (1)   | (1)                           | (2)      | (3)       | (4)=(2)+(3)           | (5)                             |
| A-1A                    | 01/25/10        | 02/24/10      | A-Act/360 | 66988RAA5  | 500,000,000.00                                | 521.359158                    | 0.179862 | 4.400734  | 4.580596              | 516.958425                      |
| A-2A                    | 01/25/10        | 02/24/10      | A-Act/360 | 66988RAB3  | 248,800,000.00                                | 0.000000                      | 0.000000 | 0.000000  | 0.000000              | 0.000000                        |
| A-2B                    | 01/25/10        | 02/24/10      | A-Act/360 | 66988RAC1  | 112,800,000.00                                | 922.486013                    | 0.262640 | 44.889844 | 45.152484             | 877.596170                      |
| A-2C                    | 01/25/10        | 02/24/10      | A-Act/360 | 66988RAD9  | 139,800,000.00                                | 1,000.000000                  | 0.344987 | 0.000000  | 0.344987              | 1,000.000000                    |
| A-2D                    | 01/25/10        | 02/24/10      | A-Act/360 | 66988RAE7  | 45,475,000.00                                 | 1,000.000000                  | 0.379431 | 0.000000  | 0.379431              | 1,000.000000                    |
| M-1                     | 01/25/10        | 02/24/10      | A-Act/360 | 66988RAF4  | 38,750,000.00                                 | 1,000.000000                  | 0.388043 | 0.000000  | 0.388043              | 1,000.000000                    |
| M-2                     | 01/25/10        | 02/24/10      | A-Act/360 | 66988RAG2  | 33,750,000.00                                 | 1,000.000000                  | 0.431098 | 0.000000  | 0.431098              | 1,000.000000                    |
| M-3                     | 01/25/10        | 02/24/10      | A-Act/360 | 66988RAH0  | 19,375,000.00                                 | 1,000.000000                  | 0.465543 | 0.000000  | 0.465543              | 1,000.000000                    |
| M-4                     | 01/25/10        | 02/24/10      | A-Act/360 | 66988RAJ6  | 17,500,000.00                                 | 1,000.000000                  | 0.517209 | 0.000000  | 0.517209              | 888.939711                      |
| M-5                     | 01/25/10        | 02/24/10      | A-Act/360 | 66988RAK3  | 13,750,000.00                                 | 374.870263                    | 0.200343 | 0.000000  | 0.200343              | 0.000000                        |
| M-6                     | 01/25/10        | 02/24/10      | A-Act/360 | 66988RAL1  | 12,500,000.00                                 | 0.000000                      | 0.000000 | 0.000000  | 0.000000              | 0.000000                        |
| M-7                     | 01/25/10        | 02/24/10      | A-Act/360 | 66988RAM9  | 11,250,000.00                                 | 0.000000                      | 0.000000 | 0.000000  | 0.000000              | 0.000000                        |
| M-8                     | 01/25/10        | 02/24/10      | A-Act/360 | 66988RAN7  | 9,375,000.00                                  | 0.000000                      | 0.000000 | 0.000000  | 0.000000              | 0.000000                        |
| M-9                     | 01/25/10        | 02/24/10      | A-Act/360 | 66988RAP2  | 13,750,000.00                                 | 0.000000                      | 0.000000 | 0.000000  | 0.000000              | 0.000000                        |
| M-10                    | 01/25/10        | 02/24/10      | A-Act/360 | 66988RAQ0  | 0.00  | 0.000000                      | 0.000000 | 0.000000  | 0.000000              | 0.000000                        |
| M-10N                   | 01/25/10        | 02/24/10      | A-Act/360 | 66988RAY3  | 10,625,000.00                                 | 0.000000                      | 0.000000 | 0.000000  | 0.000000              | 0.000000                        |
| M10DSI                  | 01/25/10        | 02/24/10      | A-Act/360 | 66988RAZ0  | 10,625,000.00                                 | 0.000000                      | 0.000000 | 0.000000  | 0.000000              | 0.000000                        |
| M-11                    | 01/25/10        | 02/24/10      | A-Act/360 | 66988RAR8  | 0.00  | 0.000000                      | 0.000000 | 0.000000  | 0.000000              | 0.000000                        |
| M-11N                   | 01/25/10        | 02/24/10      | A-Act/360 | 66988RBA4  | 6,250,000.00                                  | 0.000000                      | 0.000000 | 0.000000  | 0.000000              | 0.000000                        |
| M11DSI                  | 01/25/10        | 02/24/10      | A-Act/360 | 66988RBB2  | 6,250,000.00                                  | 0.000000                      | 0.000000 | 0.000000  | 0.000000              | 0.000000                        |
| M-12                    | 01/25/10        | 02/24/10      | A-Act/360 | 66988RAS6  | 0.00  | 0.000000                      | 0.000000 | 0.000000  | 0.000000              | 0.000000                        |
| M-12N                   | 01/25/10        | 02/24/10      | A-Act/360 | 66988RAU1  | 5,000,000.00                                  | 0.000000                      | 0.000000 | 0.000000  | 0.000000              | 0.000000                        |
| M12DSI                  | 01/25/10        | 02/24/10      | A-Act/360 | 66988RAV9  | 5,000,000.00                                  | 0.000000                      | 0.000000 | 0.000000  | 0.000000              | 0.000000                        |
| M-13                    |                 |               |           | 66988RAT4  | 0.00  | 0.000000                      | 0.000000 | 0.000000  | 0.000000              | 0.000000                        |
| M-13N                   |                 |               |           | 66988RAW7  | 5,000,000.00                                  | 0.000000                      | 0.000000 | 0.000000  | 0.000000              | 0.000000                        |
| M13DSI                  |                 |               |           | 66988RAX5  | 5,000,000.00                                  | 0.000000                      | 0.000000 | 0.000000  | 0.000000              | 0.000000                        |
| CA                      |                 |               |           | 66988RBF3  | 6,250,100.00                                  | 0.016000                      | 0.000000 | 0.000000  | 0.000000              | 0.016000                        |
| CB                      |                 |               |           | 66988RBG1  | 1,250,000,000.00                              | 531.632454                    | 0.000000 | 0.000000  | 0.000000              | 520.142884                      |
| R                       |                 |               |           |  | 0.00  | 0.000000                      | 0.000000 | 0.000000  | 0.000000              | 0.000000                        |

| Distribution to Date - REMIC VI |                         |                       |                       |                      |                       |                       |                      |                     |                           |
|---------------------------------|-------------------------|-----------------------|-----------------------|----------------------|-----------------------|-----------------------|----------------------|---------------------|---------------------------|
| Class                           | Original Face Value     | Interest              | Unscheduled Principal | Scheduled Principal  | Total Principal       | Total Distribution    | Realized Loss        | Deferred Interest   | Current Principal Balance |
|                                 | (1)                     | (2)                   | (3)                   | (4)                  | (5)=(3)+(4)           | (6)=(2)+(5)           | (7)                  | (8)                 | (9)=(1)-(5)-(7)+(8)       |
| A-1A                            | 500,000,000.00          | 40,338,933.86         | 232,725,619.06        | 8,795,168.57         | 241,520,787.63        | 281,859,721.49        | 0.00                 | 0.00                | 258,479,212.37            |
| A-2A                            | 248,800,000.00          | 15,600,191.38         | 239,501,978.92        | 9,298,021.08         | 248,800,000.00        | 264,400,191.38        | 0.00                 | 0.00                | 0.00                      |
| A-2B                            | 112,800,000.00          | 10,531,486.63         | 12,821,725.35         | 985,426.70           | 13,807,152.05         | 24,338,638.68         | 0.00                 | 0.00                | 98,992,847.95             |
| A-2C                            | 139,800,000.00          | 13,377,746.89         | 0.00                  | 0.00                 | 0.00                  | 13,377,746.89         | 0.00                 | 0.00                | 139,800,000.00            |
| A-2D                            | 45,475,000.00           | 4,411,369.75          | 0.00                  | 0.00                 | 0.00                  | 4,411,369.75          | 0.00                 | 0.00                | 45,475,000.00             |
| M-1                             | 38,750,000.00           | 3,771,734.89          | 0.00                  | 0.00                 | 0.00                  | 3,771,734.89          | 0.00                 | 0.00                | 38,750,000.00             |
| M-2                             | 33,750,000.00           | 3,340,512.54          | 0.00                  | 0.00                 | 0.00                  | 3,340,512.54          | 0.00                 | 0.00                | 33,750,000.00             |
| M-3                             | 19,375,000.00           | 1,943,169.03          | 0.00                  | 0.00                 | 0.00                  | 1,943,169.03          | 0.00                 | 0.00                | 19,375,000.00             |
| M-4                             | 17,500,000.00           | 1,789,624.57          | 0.00                  | 0.00                 | 0.00                  | 1,789,624.57          | 1,943,555.05         | 0.00                | 15,556,444.95             |
| M-5                             | 13,750,000.00           | 1,409,277.40          | 0.00                  | 0.00                 | 0.00                  | 1,409,277.40          | 13,750,000.00        | 0.00                | 0.00                      |
| M-6                             | 12,500,000.00           | 1,293,240.77          | 0.00                  | 0.00                 | 0.00                  | 1,293,240.77          | 12,500,000.00        | 0.00                | 0.00                      |
| M-7                             | 11,250,000.00           | 1,271,163.36          | 0.00                  | 0.00                 | 0.00                  | 1,271,163.36          | 11,250,000.00        | 0.00                | 0.00                      |
| M-8                             | 9,375,000.00            | 1,149,573.14          | 0.00                  | 0.00                 | 0.00                  | 1,149,573.14          | 9,375,000.00         | 0.00                | 0.00                      |
| M-9                             | 13,750,000.00           | 2,000,929.79          | 0.00                  | 0.00                 | 0.00                  | 2,000,929.79          | 13,750,000.00        | 0.00                | 0.00                      |
| M-10                            | 0.00                    | 0.00                  | 0.00                  | 0.00                 | 0.00                  | 0.00                  | 0.00                 | 0.00                | 0.00                      |
| M-10N                           | 10,625,000.00           | 1,420,763.92          | 0.00                  | 0.00                 | 0.00                  | 1,420,763.92          | 10,625,000.00        | 0.00                | 0.00                      |
| M10DSI                          | 0.00                    | 1,103.37              | 0.00                  | 0.00                 | 0.00                  | 1,103.37              | 0.00                 | 0.00                | 0.00                      |
| M-11                            | 0.00                    | 0.00                  | 0.00                  | 0.00                 | 0.00                  | 0.00                  | 0.00                 | 0.00                | 0.00                      |
| M-11N                           | 6,250,000.00            | 705,936.17            | 0.00                  | 0.00                 | 0.00                  | 705,936.17            | 6,250,000.00         | 0.00                | 0.00                      |
| M11DSI                          | 0.00                    | 649.05                | 0.00                  | 0.00                 | 0.00                  | 649.05                | 0.00                 | 0.00                | 0.00                      |
| M-12                            | 0.00                    | 0.00                  | 0.00                  | 0.00                 | 0.00                  | 0.00                  | 0.00                 | 0.00                | 0.00                      |
| M-12N                           | 5,000,000.00            | 532,113.33            | 0.00                  | 0.00                 | 0.00                  | 532,113.33            | 5,000,000.00         | 0.00                | 0.00                      |
| M12DSI                          | 0.00                    | 519.24                | 0.00                  | 0.00                 | 0.00                  | 519.24                | 0.00                 | 0.00                | 0.00                      |
| M-13                            | 0.00                    | 0.00                  | 0.00                  | 0.00                 | 0.00                  | 0.00                  | 0.00                 | 0.00                | 0.00                      |
| M-13N                           | 5,000,000.00            | 517,503.48            | 0.00                  | 0.00                 | 0.00                  | 517,503.48            | 5,000,000.00         | 0.00                | 0.00                      |
| M13DSI                          | 0.00                    | 519.24                | 0.00                  | 0.00                 | 0.00                  | 519.24                | 0.00                 | 0.00                | 0.00                      |
| CA                              | 6,250,100.00            | 17,768,540.10         | 0.00                  | 0.00                 | 0.00                  | 17,768,540.10         | 10,185,298.31        | 3,935,398.31        | 100.00                    |
| CB                              | 0.00                    | 0.00                  | 0.00                  | 0.00                 | 0.00                  | 0.00                  | 0.00                 | 0.00                | 0.00                      |
| R                               | 0.00                    | 0.00                  | 0.00                  | 0.00                 | 0.00                  | 0.00                  | 0.00                 | 0.00                | 0.00                      |
| <b>Total</b>                    | <b>1,250,000,100.00</b> | <b>123,176,601.90</b> | <b>485,049,323.33</b> | <b>19,078,616.35</b> | <b>504,127,939.68</b> | <b>627,304,541.58</b> | <b>99,628,853.36</b> | <b>3,935,398.31</b> | <b>650,178,605.27</b>     |

## Mortgage Pass-Through Certificates

February 25, 2010 Distribution

| Interest Detail - REMIC VI |                   |   |                   |                           |                       |                                 |                     |                           |                         |
|----------------------------|-------------------|---|-------------------|---------------------------|-----------------------|---------------------------------|---------------------|---------------------------|-------------------------|
| Class                      | Pass Through Rate | Prior Principal (with Notional) Balance | Accrued Interest  | Non-Supported Interest SF | Prior Unpaid Interest | Unscheduled Interest Adjustment | Optimal Interest    | Paid or Deferred Interest | Current Unpaid Interest |
|                            |                   |   | (1)               | (2)                       | (3)                   | (4)                             | (5)=(1)-(2)+(3)+(4) | (6)                       | (7)=(5)-(6)             |
| A-1A                       | 0.40063%          | 260,679,579.14                          | 89,931.05         | 0.00                      | 0.00                  | 0.00                            | 89,931.05           | 89,931.05                 | 0.00                    |
| A-2A                       | 0.00000%          | 0.00                                    | 0.00              | 0.00                      | 0.00                  | 0.00                            | 0.00                | 0.00                      | 0.00                    |
| A-2B                       | 0.33063%          | 104,056,422.30                          | 29,625.82         | 0.00                      | 0.00                  | 0.00                            | 29,625.82           | 29,625.82                 | 0.00                    |
| A-2C                       | 0.40063%          | 139,800,000.00                          | 48,229.17         | 0.00                      | 0.00                  | 0.00                            | 48,229.17           | 48,229.17                 | 0.00                    |
| A-2D                       | 0.44063%          | 45,475,000.00                           | 17,254.64         | 0.00                      | 0.00                  | 0.00                            | 17,254.64           | 17,254.64                 | 0.00                    |
| M-1                        | 0.45063%          | 38,750,000.00                           | 15,036.65         | 0.00                      | 0.00                  | 0.00                            | 15,036.65           | 15,036.65                 | 0.00                    |
| M-2                        | 0.50063%          | 33,750,000.00                           | 14,549.56         | 0.00                      | 0.00                  | 0.00                            | 14,549.56           | 14,549.56                 | 0.00                    |
| M-3                        | 0.54063%          | 19,375,000.00                           | 9,019.89          | 0.00                      | 0.00                  | 0.00                            | 9,019.89            | 9,019.89                  | 0.00                    |
| M-4                        | 0.60063%          | 17,500,000.00                           | 9,051.16          | 0.00                      | 0.00                  | 0.00                            | 9,051.16            | 9,051.16                  | 0.00                    |
| M-5                        | 0.62063%          | 5,154,466.12                            | 2,754.71          | 0.00                      | 0.00                  | 0.00                            | 2,754.71            | 2,754.71                  | 0.00                    |
| M-6                        | 0.68063%          | 0.00                                    | 0.00              | 0.00                      | 0.00                  | 0.00                            | 0.00                | 0.00                      | 0.00                    |
| M-7                        | 1.03063%          | 0.00                                    | 0.00              | 0.00                      | 0.00                  | 0.00                            | 0.00                | 0.00                      | 0.00                    |
| M-8                        | 1.43063%          | 0.00                                    | 0.00              | 0.00                      | 0.00                  | 0.00                            | 0.00                | 0.00                      | 0.00                    |
| M-9                        | 2.38063%          | 0.00                                    | 0.00              | 0.00                      | 0.00                  | 0.00                            | 0.00                | 0.00                      | 0.00                    |
| M-10                       | 0.00000%          | 0.00                                    | 0.00              | 0.00                      | 0.00                  | 0.00                            | 0.00                | 0.00                      | 0.00                    |
| M-10N                      | 2.48063%          | 0.00                                    | 0.00              | 0.00                      | 0.00                  | 0.00                            | 0.00                | 0.00                      | 0.00                    |
| M10DSI                     | 0.00000%          | 0.00                                    | 0.00              | 0.00                      | 0.00                  | 0.00                            | 0.00                | 0.00                      | 0.00                    |
| M-11                       | 0.00000%          | 0.00                                    | 0.00              | 0.00                      | 0.00                  | 0.00                            | 0.00                | 0.00                      | 0.00                    |
| M-11N                      | 2.48063%          | 0.00                                    | 0.00              | 0.00                      | 0.00                  | 0.00                            | 0.00                | 0.00                      | 0.00                    |
| M11DSI                     | 0.00000%          | 0.00                                    | 0.00              | 0.00                      | 0.00                  | 0.00                            | 0.00                | 0.00                      | 0.00                    |
| M-12                       | 0.00000%          | 0.00                                    | 0.00              | 0.00                      | 0.00                  | 0.00                            | 0.00                | 0.00                      | 0.00                    |
| M-12N                      | 2.48063%          | 0.00                                    | 0.00              | 0.00                      | 0.00                  | 0.00                            | 0.00                | 0.00                      | 0.00                    |
| M12DSI                     | 0.00000%          | 0.00                                    | 0.00              | 0.00                      | 0.00                  | 0.00                            | 0.00                | 0.00                      | 0.00                    |
| M-13                       | 0.00000%          | 0.00                                    | 0.00              | 0.00                      | 0.00                  | 0.00                            | 0.00                | 0.00                      | 0.00                    |
| M-13N                      | 2.48063%          | 0.00                                    | 0.00              | 0.00                      | 0.00                  | 0.00                            | 0.00                | 0.00                      | 0.00                    |
| M13DSI                     | 0.00000%          | 0.00                                    | 0.00              | 0.00                      | 0.00                  | 0.00                            | 0.00                | 0.00                      | 0.00                    |
| CA                         | 0.00000%          | 100.00                                  | 0.00              | 1,555.79                  | 0.00                  | 0.00                            | -1,555.79           | 0.00                      | 0.00                    |
| CB                         | 0.00000%          | 664,540,567.56                          | 0.00              | 0.00                      | 0.00                  | 0.00                            | 0.00                | 0.00                      | 0.00                    |
| R                          | 0.00000%          | 0.00                                    | 0.00              | 0.00                      | 0.00                  | 0.00                            | 0.00                | 0.00                      | 0.00                    |
| <b>Total</b>               |                   | <b>1,329,081,135.12</b>                 | <b>235,452.65</b> | <b>1,555.79</b>           | <b>0.00</b>           | <b>0.00</b>                     | <b>233,896.86</b>   | <b>235,452.65</b>         | <b>0.00</b>             |

| Current Period Distribution - Component Classes |            |                         |                         |             |             |                    |               |                   |                           |
|---|------------|-------------------------|-------------------------|-------------|-------------|--------------------|---------------|-------------------|---------------------------|
| Class   | Class Type | Original Face Value     | Prior Principal Balance | Interest    | Principal   | Total Distribution | Realized Loss | Deferred Interest | Current Principal Balance |
|   |            |                         | (1)                     | (2)         | (3)         | (4)=(2)+(3)        | (5)           | (6)               | (7)=(1)-(3)-(5)+(6)       |
| CA-1  | CPT/SUB    | 1,250,000,000.00        | 0.00                    | 0.00        | 0.00        | 0.00               | 0.00          | 0.00              | 0.00                      |
| CA-2  | CPT/SUB    | 6,250,000.00            | 0.00                    | 0.00        | 0.00        | 0.00               | 0.00          | 0.00              | 0.00                      |
| CA-3  | CPT/SUB    | 100.00                  | 100.00                  | 0.00        | 0.00        | 0.00               | 0.00          | 0.00              | 100.00                    |
| CA-4  | CPT/SUB    | 0.00                    | 0.00                    | 0.00        | 0.00        | 0.00               | 0.00          | 0.00              | 0.00                      |
| <b>Total</b>                                    |            | <b>1,256,250,100.00</b> | <b>100.00</b>           | <b>0.00</b> | <b>0.00</b> | <b>0.00</b>        | <b>0.00</b>   | <b>0.00</b>       | <b>100.00</b>             |

| Interest Accrual Detail  |                 |               |        |       |   |                         |          |           |                    |                           |
|--|-----------------|---------------|--------|-------|---|-------------------------|----------|-----------|--------------------|---------------------------|
| Current Period Factor Information per \$1,000 of Original Face Value |                 |               |        |       |   |                         |          |           |                    |                           |
| Class  | Period Starting | Period Ending | Method | Cusip | Orig. Principal (with Notional) Balance | Prior Principal Balance | Interest | Principal | Total Distribution | Current Principal Balance |
|  |                 |               |        |       | (1)                                     | (1)                     | (2)      | (3)       | (4)=(2)+(3)        | (5)                       |
| CA-1   | 01/25/10        | 02/24/10      |        |       | 1,250,000,000.00                        | 531.632454              | 0.000000 | 0.000000  | 0.000000           | 520.142884                |
| CA-2   | 01/25/10        | 02/24/10      |        |       | 6,250,000.00                            | 0.000000                | 0.000000 | 0.000000  | 0.000000           | 0.000000                  |
| CA-3   | 01/25/10        | 02/24/10      |        |       | 100.00                                  | 1,000.000000            | 0.000000 | 0.000000  | 0.000000           | 1,000.000000              |
| CA-4   | 01/25/10        | 02/24/10      |        |       | 0.00                                    | 0.000000                | 0.000000 | 0.000000  | 0.000000           | 0.000000                  |

## Mortgage Pass-Through Certificates

February 25, 2010 Distribution

| Distribution to Date - Component Classes |                         |                      |                       |                     |                 |                      |                      |                     |                           |
|--|-------------------------|----------------------|-----------------------|---------------------|-----------------|----------------------|----------------------|---------------------|---------------------------|
| Class                                    | Original Face Value     | Interest             | Unscheduled Principal | Scheduled Principal | Total Principal | Total Distribution   | Realized Loss        | Deferred Interest   | Current Principal Balance |
|  | (1)                     | (2)                  | (3)                   | (4)                 | (5)=(3)+(4)     | (6)=(2)+(5)          | (7)                  | (8)                 | (9)=(1)-(5)-(7)+(8)       |
| CA-1                                     | 1,250,000,000.00        | 12,987,393.44        | 0.00                  | 0.00                | 0.00            | 12,987,393.44        | 0.00                 | 0.00                | 0.00                      |
| CA-2                                     | 6,250,000.00            | 2,103,065.64         | 0.00                  | 0.00                | 0.00            | 2,103,065.64         | 10,185,298.31        | 3,935,398.31        | 0.00                      |
| CA-3                                     | 100.00                  | 2,678,081.02         | 0.00                  | 0.00                | 0.00            | 2,678,081.02         | 0.00                 | 0.00                | 100.00                    |
| CA-4                                     | 0.00                    | 0.00                 | 0.00                  | 0.00                | 0.00            | 0.00                 | 0.00                 | 0.00                | 0.00                      |
| <b>Total</b>                             | <b>1,256,250,100.00</b> | <b>17,768,540.10</b> | <b>0.00</b>           | <b>0.00</b>         | <b>0.00</b>     | <b>17,768,540.10</b> | <b>10,185,298.31</b> | <b>3,935,398.31</b> | <b>100.00</b>             |

| Interest Detail - Component Classes |                   |   |                  |                           |                       |                                 |                     |                           |                         |
|-------------------------------------|-------------------|---|------------------|---------------------------|-----------------------|---------------------------------|---------------------|---------------------------|-------------------------|
| Class                               | Pass Through Rate | Prior Principal (with Notional) Balance | Accrued Interest | Non-Supported Interest SF | Prior Unpaid Interest | Unscheduled Interest Adjustment | Optimal Interest    | Paid or Deferred Interest | Current Unpaid Interest |
|                                     |                   |   | (1)              | (2)                       | (3)                   | (4)                             | (5)=(1)-(2)+(3)+(4) | (6)                       | (7)=(5)-(6)             |
| CA-1                                | 0.00000%          | 664,540,567.56                          | 0.00             | 1,555.79                  | 0.00                  | 0.00                            | -1,555.79           | 0.00                      | 0.00                    |
| CA-2                                | 0.00000%          | 0.00                                    | 0.00             | 0.00                      | 0.00                  | 0.00                            | 0.00                | 0.00                      | 0.00                    |
| CA-3                                | 0.00000%          | 100.00                                  | 0.00             | 0.00                      | 0.00                  | 0.00                            | 0.00                | 0.00                      | 0.00                    |
| CA-4                                | 0.00000%          | 0.00                                    | 0.00             | 0.00                      | 0.00                  | 0.00                            | 0.00                | 0.00                      | 0.00                    |
| <b>Total</b>                        |                   | <b>664,540,667.56</b>                   | <b>0.00</b>      | <b>1,555.79</b>           | <b>0.00</b>           | <b>0.00</b>                     | <b>-1,555.79</b>    | <b>0.00</b>               | <b>0.00</b>             |

### Collection Account Report

| SUMMARY                                       |                     |                     |                     |
|---|---------------------|---------------------|---------------------|
|   | Group 2             | Group 1             | Total               |
| Principal Collections                         | 2,741,156.67        | 1,191,164.51        | 3,932,321.18        |
| Principal Withdrawals                         | 0.00                | 0.00                | 0.00                |
| Principal Other Accounts                      | 0.00                | 0.00                | 0.00                |
| <b>TOTAL NET PRINCIPAL</b>                    | <b>2,741,156.67</b> | <b>1,191,164.51</b> | <b>3,932,321.18</b> |
| Interest Collections                          | 1,921,634.95        | 1,926,583.09        | 3,848,218.03        |
| Interest Withdrawals                          | -28,522.16          | -16,599.92          | -45,122.08          |
| Interest Fees                                 | (62,995.09)         | (173,028.27)        | (236,023.36)        |
| Interest Other Accounts                       | 0.00                | 0.00                | 0.00                |
| <b>TOTAL NET INTEREST</b>                     | <b>1,830,117.69</b> | <b>1,736,954.90</b> | <b>3,567,072.59</b> |
| <b>TOTAL AVAILABLE FUNDS FOR DISTRIBUTION</b> | <b>4,571,274.36</b> | <b>2,928,119.41</b> | <b>7,499,393.77</b> |

| PRINCIPAL - COLLECTIONS          |                     |                     |                     |
|----------------------------------|---------------------|---------------------|---------------------|
|                                  | Group 2             | Group 1             | Total               |
| Scheduled Principal Received     | 586,935.23          | 263,474.27          | 850,409.50          |
| Curtailments                     | (855,396.18)        | (776,337.79)        | (1,631,733.97)      |
| Prepayments In Full              | 722,134.30          | 511,572.26          | 1,233,706.56        |
| Repurchased/Substitutions        | 0.00                | 0.00                | 0.00                |
| Liquidations                     | 8,605,568.12        | 5,304,012.08        | 13,909,580.20       |
| Insurance Principal              | 0.00                | 0.00                | 0.00                |
| Other Additional Principal       | 0.00                | 0.00                | 0.00                |
| Delinquent Principal             | (573,291.12)        | (250,372.54)        | (823,663.66)        |
| Realized Losses                  | (6,318,084.80)      | (4,111,556.31)      | (10,429,641.11)     |
| Advanced Principal               | 573,291.12          | 250,372.54          | 823,663.66          |
| <b>TOTAL PRINCIPAL COLLECTED</b> | <b>2,741,156.67</b> | <b>1,191,164.51</b> | <b>3,932,321.18</b> |

| PRINCIPAL - WITHDRAWALS               |  |  |  |
|---------------------------------------|--|--|--|
| <i>SPACE INTENTIONALLY LEFT BLANK</i> |  |  |  |

| PRINCIPAL - OTHER ACCOUNTS     |         |         |       |
|--------------------------------|---------|---------|-------|
|                                | Group 2 | Group 1 | Total |
| TOTAL PRINCIPAL OTHER ACCOUNTS | 0.00    | 0.00    | 0.00  |

| INTEREST - COLLECTIONS            |                     |                     |                     |
|-----------------------------------|---------------------|---------------------|---------------------|
|                                   | Group 2             | Group 1             | Total               |
| Scheduled Interest                | 2,265,764.60        | 2,294,975.70        | 4,560,740.30        |
| Repurchased/Substitution Interest | 0.00                | 0.00                | 0.00                |
| Liquidation Interest              | 51,263.99           | 33,485.90           | 84,749.89           |
| Insurance Interest                | 0.00                | 0.00                | 0.00                |
| Other Additional Interest         | 0.00                | 0.00                | 0.00                |
| Prepayment Interest Shortfalls    | (1,297.61)          | (980.31)            | (2,277.92)          |
| Delinquent Interest               | (2,131,003.10)      | (2,134,848.35)      | (4,265,851.45)      |
| Compensating Interest             | 1,297.61            | 980.31              | 2,277.92            |
| Civil Relief Act Shortfalls       | (302.40)            | (1,253.39)          | (1,555.79)          |
| Interest Realized Loss            | 150,066.21          | 79,359.12           | 229,425.33          |
| Interest Advanced                 | 1,585,845.64        | 1,654,864.11        | 3,240,709.75        |
| <b>TOTAL INTEREST COLLECTED</b>   | <b>1,921,634.95</b> | <b>1,926,583.09</b> | <b>3,848,218.03</b> |

| INTEREST - WITHDRAWALS            |                  |                  |                  |
|-----------------------------------|------------------|------------------|------------------|
|                                   | Group 2          | Group 1          | Total            |
| Loan Modification Adjustment      | 0.00             | 0.00             | 0.00             |
| Non Recoverable Advances          | 20,027.41        | 2,256.42         | 22,283.83        |
| Modification Losses               | 8,494.75         | 14,343.50        | 22,838.25        |
| <b>TOTAL INTEREST WITHDRAWALS</b> | <b>28,522.16</b> | <b>16,599.92</b> | <b>45,122.08</b> |

| INTEREST - OTHER ACCOUNTS            |             |             |             |
|--------------------------------------|-------------|-------------|-------------|
|                                      | Group 2     | Group 1     | Total       |
| Prepayment Charges                   | 0.00        | 0.00        | 0.00        |
| Net Hedge Payment                    |             |             | 0.00        |
| a) Hedge Payment                     |             |             | 0.00        |
| b) Counterparty Payment              |             |             | 0.00        |
| <b>TOTAL INTEREST OTHER ACCOUNTS</b> | <b>0.00</b> | <b>0.00</b> | <b>0.00</b> |

| INTEREST FEES                           |                  |                   |                   |
|---|------------------|-------------------|-------------------|
|   | Group 2          | Group 1           | Total             |
| Current Servicing Fees                  | 11,349.53        | 11,353.71         | 22,703.24         |
| Trustee Fees                            | 689.33           | 695.13            | 1,384.46          |
| Custodian Fee                           | 396.20           | 451.60            | 847.80            |
| MI Premium                              | 50,482.86        | 160,450.00        | 210,932.86        |
| Extraordinary Expenses                  |                  |                   | 0.00              |
| Extraordinary Expense Recovery Charge** | 77.17            | 77.83             | 155.00            |
| <b>TOTAL INTEREST FEES</b>              | <b>62,995.09</b> | <b>173,028.27</b> | <b>236,023.36</b> |

\*\*Extraordinary Expense Recovery Charge ("EERC"): charge imposed to recover extraordinary costs and expenses incurred by Deutsche Bank in administering residential mortgage backed securities ("RMBS") transaction(s) under current market conditions. The EERC is based upon, and may be adjusted periodically in accordance with, Deutsche Bank's experienced level of extraordinary costs and expenses that are not allocable to specific trusts, but which arise from the administration of the portfolio of RMBS trusts administered by Deutsche Bank's Trust & Securities Services division. Costs and expenses allocable to specific trusts will continue to be charged separately to those trusts in addition to the EERC.

**Credit Enhancement Report**

| ACCOUNTS   |      |
|--|------|
| <b>Distribution from Supplemental Interest Trust</b> |      |
| Class I-1 Interest Payment                           | 0.00 |
| Class I-2 Interest Payment                           | 0.00 |
| <br>   |      |
| <b>Supplemental Interest Trust</b>                   |      |
| Beginning Balance                                    | 0.00 |
| Amount Deposited                                     | 0.00 |
| Amount Withdrawn                                     | 0.00 |
| Ending Balance                                       | 0.00 |

| INSURANCE                             |
|---------------------------------------|
| <i>SPACE INTENTIONALLY LEFT BLANK</i> |

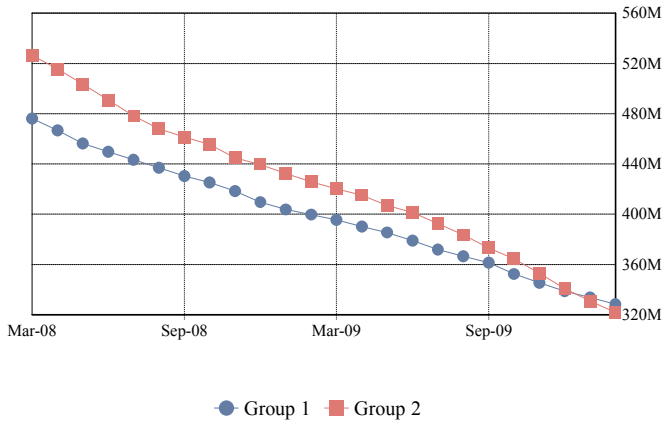
| STRUCTURAL FEATURES                              | Group 2 | Group 1 | Total         |
|--|---------|---------|---------------|
| Overcollateralized Amount - Prior Period         |         |         | 100.00        |
| Current Period Principal Realized Losses         |         |         | 10,429,641.11 |
| Overcollateralized Amount - After Current Losses |         |         | 0.00          |
| <br>   |         |         |               |
| Net Monthly Excess Cashflow                      |         |         | 3,331,619.94  |
| <br>   |         |         |               |
| Extra Principal Distribution Amount              |         |         | 3,331,619.94  |
| Overcollateralization Release Amount             |         |         | 0.00          |
| Overcollateralized Amount - Ending               |         |         | 100.00        |
| <br>   |         |         |               |
| Overcollateralization Excess Amount              |         |         | 0.00          |
| Overcollateralization Deficiency Amount          |         |         | 6,249,900.00  |
| Required Overcollateralization Amount            |         |         | 6,250,000.00  |

### Collateral Report

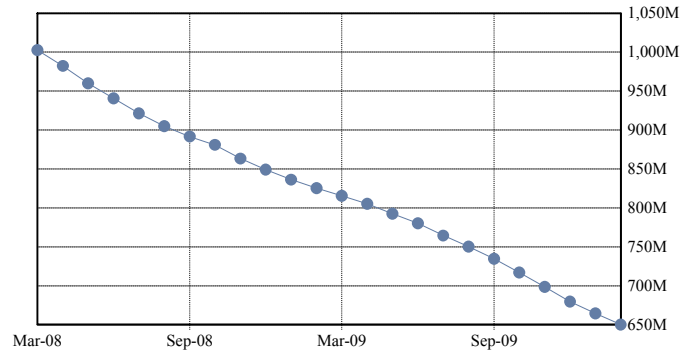
| COLLATERAL                       |                |                |                 |
|----------------------------------|----------------|----------------|-----------------|
|                                  | Group 2        | Group 1        | Total           |
| <b><u>Loan Count:</u></b>        |                |                |                 |
| Original                         | 2,165          | 2,377          | 4,542           |
| Prior                            | 1,981          | 2,258          | 4,239           |
| Prefunding                       | 0              | 0              | 0               |
| Scheduled Paid Offs              | 0              | 0              | 0               |
| Full Voluntary Prepayments       | (6)            | (4)            | (10)            |
| Repurchases                      | 0              | 0              | 0               |
| Liquidations                     | (35)           | (29)           | (64)            |
| Current                          | 1,940          | 2,225          | 4,165           |
| <b><u>Principal Balance:</u></b> |                |                |                 |
| Original                         | 390,949,158.86 | 367,862,306.62 | 758,811,465.48  |
| Prior                            | 330,876,468.84 | 333,664,098.72 | 664,540,567.56  |
| Prefunding                       | 0.00           | 0.00           | 0.00            |
| Scheduled Principal              | (586,935.23)   | (263,474.27)   | (850,409.50)    |
| Partial Prepayments              | 855,396.18     | 776,337.79     | 1,631,733.97    |
| Full Voluntary Prepayments       | (722,134.30)   | (511,572.26)   | (1,233,706.56)  |
| Repurchases                      | 0.00           | 0.00           | 0.00            |
| Liquidations                     | (8,605,568.12) | (5,304,012.08) | (13,909,580.20) |
| Current                          | 321,817,227.37 | 328,361,377.90 | 650,178,605.27  |
| Prior Forebearance               | 0.00           | 0.00           | 0.00            |
| Current Forebearance             | 0.00           | 0.00           | 0.00            |

| PREFUNDING                             |                |                |                |
|--|----------------|----------------|----------------|
|  | Group 2        | Group 1        | Total          |
| Prefunding Account Original Balance    | 262,035,916.14 | 229,152,618.38 | 491,188,534.52 |
| Prefunding Account Beginning Balance   | 0.00           | 0.00           | 0.00           |
| Subsequent Loans Added to the Pool     | 0.00           | 0.00           | 0.00           |
| Prefund Release to Certificate Holders | 0.00           | 0.00           | 0.00           |
| Prefunding Account Ending Balance      | 0.00           | 0.00           | 0.00           |

**Current Principal Balance by Groups**



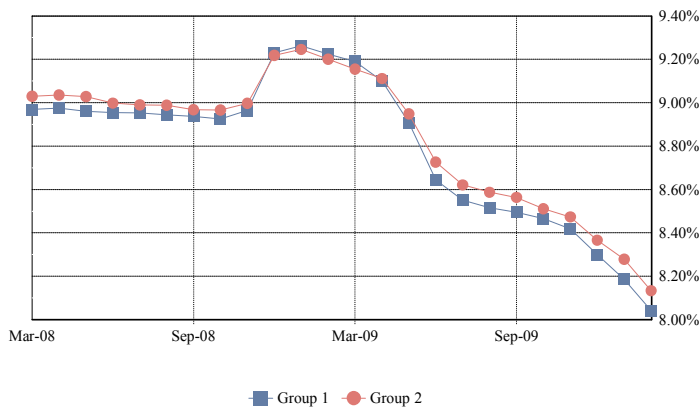
**Total Current Principal Balance**



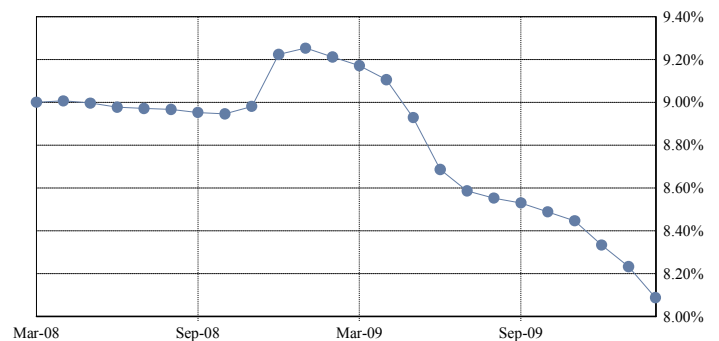
### CHARACTERISTICS

|   | Group 2  | Group 1  | Total    |
|---|----------|----------|----------|
| Weighted Average Coupon Original                  | 9.14630% | 9.00704% | 9.07879% |
| Weighted Average Coupon Prior                     | 8.27817% | 8.18611% | 8.23227% |
| Weighted Average Coupon Current                   | 8.13348% | 8.04239% | 8.08774% |
| Weighted Average Months to Maturity Original      | 335      | 355      | 345      |
| Weighted Average Months to Maturity Prior         | 305      | 317      | 311      |
| Weighted Average Months to Maturity Current       | 303      | 316      | 309      |
| Weighted Avg Remaining Amortization Term Original | 375      | 383      | 379      |
| Weighted Avg Remaining Amortization Term Prior    | 344      | 347      | 345      |
| Weighted Avg Remaining Amortization Term Current  | 342      | 346      | 344      |
| Weighted Average Seasoning Original               | 7.46     | 1.63     | 4.63     |
| Weighted Average Seasoning Prior                  | 41.49    | 38.09    | 39.78    |
| Weighted Average Seasoning Current                | 42.55    | 39.09    | 40.80    |

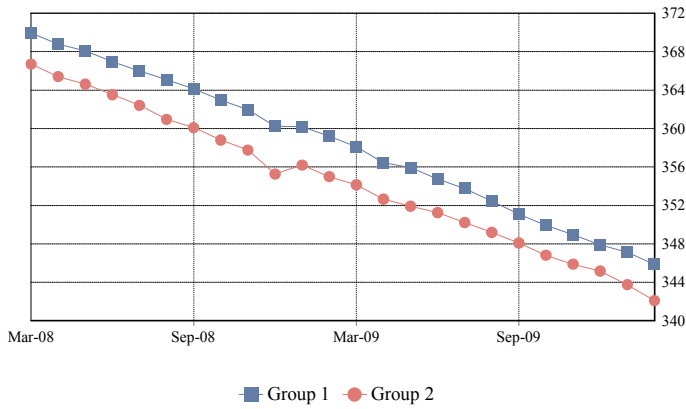
**Weighted Average Coupon by Groups**



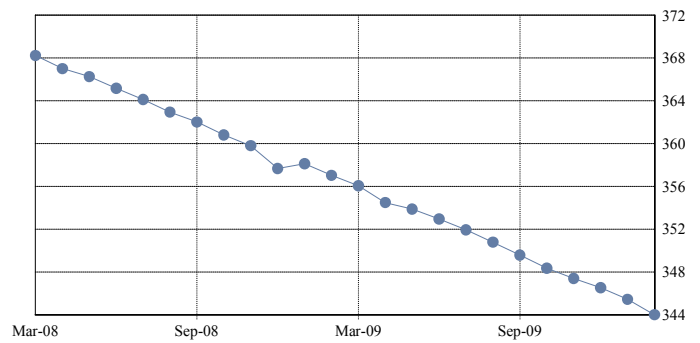
**Total Weighted Average Coupon**



Weighted Average Amortization Term by Groups



Total Weighted Average Amortization Term



#### ARM CHARACTERISTICS

|                                    | Group 2   | Group 1   | Total     |
|------------------------------------|-----------|-----------|-----------|
| Weighted Average Margin Original   | 5.76955%  | 5.92991%  | 5.84790%  |
| Weighted Average Margin Prior      | 5.79289%  | 5.93084%  | 5.85964%  |
| Weighted Average Margin Current    | 5.79434%  | 5.93348%  | 5.86227%  |
| Weighted Average Max Rate Original | 15.96584% | 15.99124% | 15.97825% |
| Weighted Average Max Rate Prior    | 15.85953% | 15.95106% | 15.90382% |
| Weighted Average Max Rate Current  | 15.86077% | 15.95076% | 15.90471% |
| Weighted Average Min Rate Original | 8.93434%  | 8.98281%  | 8.95802%  |
| Weighted Average Min Rate Prior    | 8.85105%  | 8.94710%  | 8.89753%  |
| Weighted Average Min Rate Current  | 8.85201%  | 8.94674%  | 8.89826%  |
| Weighted Average Cap Up Original   | 1.00000%  | 1.00000%  | 1.00000%  |
| Weighted Average Cap Up Prior      | 1.00000%  | 1.00000%  | 1.00000%  |
| Weighted Average Cap Up Current    | 1.00000%  | 1.00000%  | 1.00000%  |
| Weighted Average Cap Down Original | 1.00000%  | 1.00000%  | 1.00000%  |
| Weighted Average Cap Down Prior    | 1.00000%  | 1.00000%  | 1.00000%  |
| Weighted Average Cap Down Current  | 1.00000%  | 1.00000%  | 1.00000%  |

#### SERVICING FEES & ADVANCES

|  | Group 2           | Group 1           | Total             |
|--|-------------------|-------------------|-------------------|
| Current Servicing Fees                               | 11,349.53         | 11,353.71         | 22,703.24         |
| Delinquent Servicing Fees                            | 106,431.75        | 111,369.32        | 217,801.07        |
| <b>TOTAL SERVICING FEES</b>                          | <b>117,781.29</b> | <b>122,723.03</b> | <b>240,504.31</b> |
| Total Servicing Fees                                 | 117,781.29        | 122,723.03        | 240,504.31        |
| Compensating Interest                                | (1,297.61)        | (980.31)          | (2,277.92)        |
| Delinquent Servicing Fees                            | (106,431.75)      | (111,369.32)      | (217,801.07)      |
| <b>COLLECTED SERVICING FEES</b>                      | <b>-13,483.46</b> | <b>-10,251.97</b> | <b>-23,735.43</b> |
| Total Advanced Interest                              | 1,585,845.64      | 1,654,864.11      | 3,240,709.75      |
| Total Advanced Principal                             | 573,291.12        | 250,372.54        | 823,663.66        |
| Aggregate Advances with respect to this Distribution | 2,159,136.77      | 1,905,236.65      | 4,064,373.41      |
| Unrecovered Advances                                 | 0.00              | 0.00              | 0.00              |
| Non Recoverable Advance                              | 0.00              | 0.00              | 0.00              |
| Servicer Escrow Advances                             | 0.00              | 0.00              | 0.00              |

#### ADDITIONAL COLLATERAL INFORMATION

|  | Group 2        | Group 1        | Total          |
|--|----------------|----------------|----------------|
| Prepayment Interest Shortfall (PPIS)     | 1,297.61       | 980.31         | 2,277.92       |
| Compensating Interest                    | (1,297.61)     | (980.31)       | (2,277.92)     |
| Net Prepayment Interest Shortfall (PPIS) | 0.00           | 0.00           | 0.00           |
| Ending Pool Principal Balance            | 321,817,227.37 | 328,361,377.90 | 650,178,605.27 |
| Weighted Average Net Mortgage Rate       |                |                | 6.029795%      |

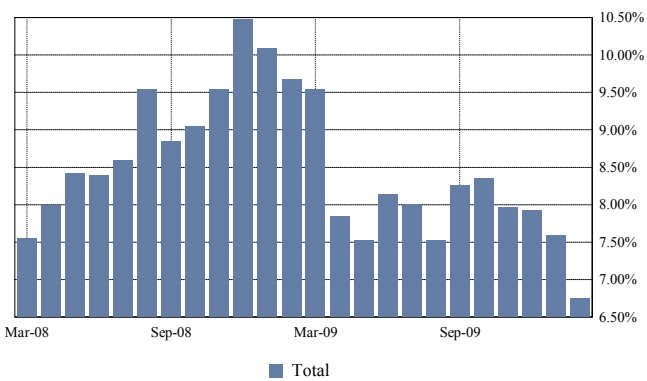
### Delinquency Report

#### TOTAL

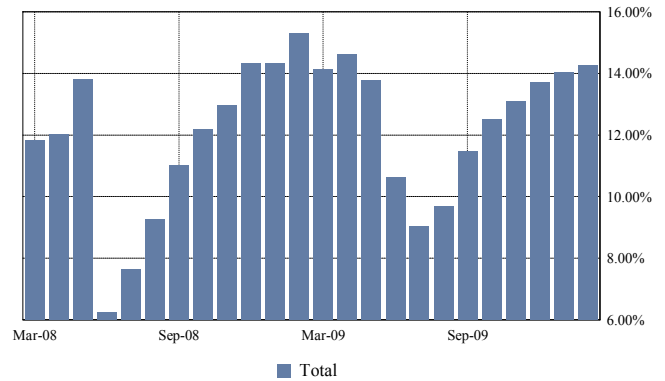
|             |           | < 1 PMT      | 1 PMT         | 2 PMTS        | 3+ PMTS        | TOTAL          |
|-------------|-----------|--------------|---------------|---------------|----------------|----------------|
| DELINQUENT  | Balance   |              | 25,423,632.50 | 18,485,988.95 | 92,631,173.48  | 136,540,794.93 |
|             | % Balance |              | 3.91%         | 2.84%         | 14.25%         | 21.00%         |
|             | # Loans   |              | 176           | 120           | 636            | 932            |
|             | % # Loans |              | 4.23%         | 2.88%         | 15.27%         | 22.38%         |
| FORECLOSURE | Balance   | 0.00         | 208,502.50    | 691,677.78    | 212,328,757.67 | 213,228,937.95 |
|             | % Balance | 0.00%        | 0.03%         | 0.11%         | 32.66%         | 32.80%         |
|             | # Loans   | 0            | 2             | 4             | 1,041          | 1,047          |
|             | % # Loans | 0.00%        | 0.05%         | 0.10%         | 24.99%         | 25.14%         |
| BANKRUPTCY  | Balance   | 4,897,167.40 | 762,658.01    | 543,867.61    | 16,368,989.06  | 22,572,682.08  |
|             | % Balance | 0.75%        | 0.12%         | 0.08%         | 2.52%          | 3.47%          |
|             | # Loans   | 39           | 7             | 6             | 120            | 172            |
|             | % # Loans | 0.94%        | 0.17%         | 0.14%         | 2.88%          | 4.13%          |
| REO         | Balance   | 0.00         | 0.00          | 0.00          | 48,177,343.76  | 48,177,343.76  |
|             | % Balance | 0.00%        | 0.00%         | 0.00%         | 7.41%          | 7.41%          |
|             | # Loans   | 0            | 0             | 0             | 255            | 255            |
|             | % # Loans | 0.00%        | 0.00%         | 0.00%         | 6.12%          | 6.12%          |
| TOTAL       | Balance   | 4,897,167.40 | 26,394,793.01 | 19,721,534.34 | 369,506,263.97 | 420,519,758.72 |
|             | % Balance | 0.75%        | 4.06%         | 3.03%         | 56.83%         | 64.68%         |
|             | # Loans   | 39           | 185           | 130           | 2,052          | 2,406          |
|             | % # Loans | 0.94%        | 4.44%         | 3.12%         | 49.27%         | 57.77%         |

Utilized OTS Delinquency Methodology for Calculating Delinquency Buckets and Amounts

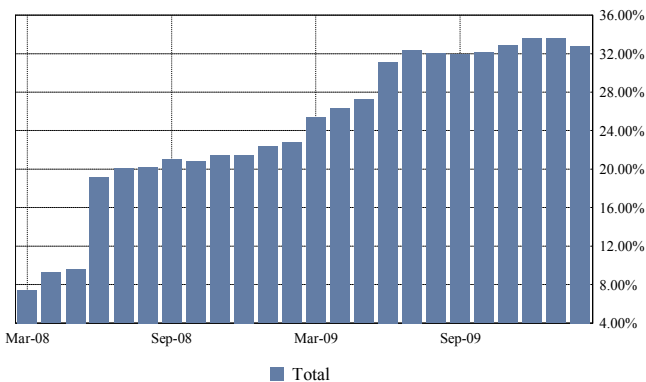
#### 1 or 2 Payments Delinquent



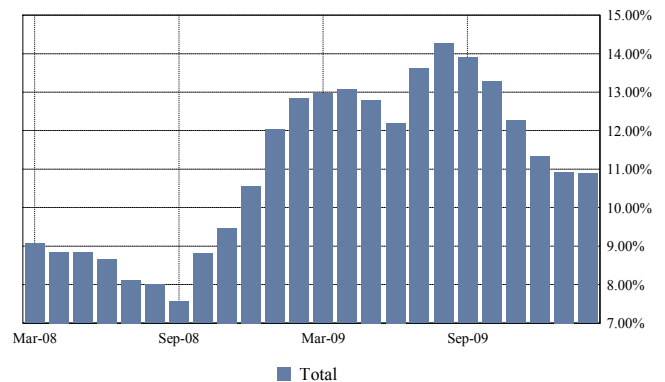
#### 3 or More Payments Delinquent



#### Total Foreclosure



#### Total Bankruptcy and REO



## Mortgage Pass-Through Certificates

February 25, 2010 Distribution

| TOTAL              | < 1 PMT      | 1 PMT         | 2 PMTS        | 3 PMTS        | 4 PMTS        | 5 PMTS        | 6 PMTS        |
|--------------------|--------------|---------------|---------------|---------------|---------------|---------------|---------------|
| <b>DELINQUENT</b>  |              |               |               |               |               |               |               |
| Balance            |              | 25,423,632.50 | 18,485,988.95 | 12,510,044.09 | 12,456,236.29 | 12,328,699.86 | 9,868,954.77  |
| % Balance          |              | 3.91%         | 2.84%         | 1.92%         | 1.92%         | 1.90%         | 1.52%         |
| # Loans            |              | 176           | 120           | 83            | 82            | 75            | 66            |
| % # Loans          |              | 4.23%         | 2.88%         | 1.99%         | 1.97%         | 1.80%         | 1.58%         |
| <b>FORECLOSURE</b> |              |               |               |               |               |               |               |
| Balance            | 0.00         | 208,502.50    | 691,677.78    | 4,465,851.13  | 4,331,351.51  | 6,470,552.38  | 5,632,169.59  |
| % Balance          | 0.00%        | 0.03%         | 0.11%         | 0.69%         | 0.67%         | 1.00%         | 0.87%         |
| # Loans            | 0            | 2             | 4             | 27            | 25            | 41            | 35            |
| % # Loans          | 0.00%        | 0.05%         | 0.10%         | 0.65%         | 0.60%         | 0.98%         | 0.84%         |
| <b>BANKRUPTCY</b>  |              |               |               |               |               |               |               |
| Balance            | 4,897,167.40 | 762,658.01    | 543,867.61    | 796,753.19    | 790,449.98    | 847,828.69    | 681,249.08    |
| % Balance          | 0.75%        | 0.12%         | 0.08%         | 0.12%         | 0.12%         | 0.13%         | 0.10%         |
| # Loans            | 39           | 7             | 6             | 6             | 9             | 10            | 8             |
| % # Loans          | 0.94%        | 0.17%         | 0.14%         | 0.14%         | 0.22%         | 0.24%         | 0.19%         |
| <b>REO</b>         |              |               |               |               |               |               |               |
| Balance            | 0.00         | 0.00          | 0.00          | 0.00          | 130,352.89    | 267,773.18    | 0.00          |
| % Balance          | 0.00%        | 0.00%         | 0.00%         | 0.00%         | 0.02%         | 0.04%         | 0.00%         |
| # Loans            | 0            | 0             | 0             | 0             | 1             | 1             | 0             |
| % # Loans          | 0.00%        | 0.00%         | 0.00%         | 0.00%         | 0.02%         | 0.02%         | 0.00%         |
| <b>TOTAL</b>       |              |               |               |               |               |               |               |
| Balance            | 4,897,167.40 | 26,394,793.01 | 19,721,534.34 | 17,772,648.41 | 17,708,390.67 | 19,914,854.11 | 16,182,373.44 |
| % Balance          | 0.75%        | 4.06%         | 3.03%         | 2.73%         | 2.72%         | 3.06%         | 2.49%         |
| # Loans            | 39           | 185           | 130           | 116           | 117           | 127           | 109           |
| % # Loans          | 0.94%        | 4.44%         | 3.12%         | 2.79%         | 2.81%         | 3.05%         | 2.62%         |

| TOTAL              | 7 PMTS        | 8 PMTS        | 9 PMTS        | 10 PMTS       | 11 PMTS       | 12 PMTS       | 13 PMTS       |
|--------------------|---------------|---------------|---------------|---------------|---------------|---------------|---------------|
| <b>DELINQUENT</b>  |               |               |               |               |               |               |               |
| Balance            | 9,080,477.47  | 4,303,162.17  | 3,124,149.74  | 3,158,176.08  | 3,150,080.95  | 2,627,584.85  | 1,751,299.67  |
| % Balance          | 1.40%         | 0.66%         | 0.48%         | 0.49%         | 0.48%         | 0.40%         | 0.27%         |
| # Loans            | 51            | 27            | 19            | 21            | 22            | 16            | 21            |
| % # Loans          | 1.22%         | 0.65%         | 0.46%         | 0.50%         | 0.53%         | 0.38%         | 0.50%         |
| <b>FORECLOSURE</b> |               |               |               |               |               |               |               |
| Balance            | 4,302,871.56  | 8,091,341.24  | 9,447,305.98  | 6,559,729.86  | 9,353,243.27  | 10,574,811.11 | 9,299,363.55  |
| % Balance          | 0.66%         | 1.24%         | 1.45%         | 1.01%         | 1.44%         | 1.63%         | 1.43%         |
| # Loans            | 29            | 42            | 57            | 42            | 45            | 58            | 46            |
| % # Loans          | 0.70%         | 1.01%         | 1.37%         | 1.01%         | 1.08%         | 1.39%         | 1.10%         |
| <b>BANKRUPTCY</b>  |               |               |               |               |               |               |               |
| Balance            | 893,022.70    | 911,070.00    | 1,168,459.67  | 391,725.55    | 253,657.03    | 784,708.24    | 977,811.74    |
| % Balance          | 0.14%         | 0.14%         | 0.18%         | 0.06%         | 0.04%         | 0.12%         | 0.15%         |
| # Loans            | 8             | 8             | 8             | 4             | 3             | 3             | 7             |
| % # Loans          | 0.19%         | 0.19%         | 0.19%         | 0.10%         | 0.07%         | 0.07%         | 0.17%         |
| <b>REO</b>         |               |               |               |               |               |               |               |
| Balance            | 568,327.28    | 1,036,340.10  | 384,353.77    | 1,309,826.02  | 1,201,706.32  | 1,362,280.01  | 969,108.19    |
| % Balance          | 0.09%         | 0.16%         | 0.06%         | 0.20%         | 0.18%         | 0.21%         | 0.15%         |
| # Loans            | 4             | 5             | 3             | 12            | 6             | 9             | 7             |
| % # Loans          | 0.10%         | 0.12%         | 0.07%         | 0.29%         | 0.14%         | 0.22%         | 0.17%         |
| <b>TOTAL</b>       |               |               |               |               |               |               |               |
| Balance            | 14,844,699.01 | 14,341,913.51 | 14,124,269.16 | 11,419,457.51 | 13,958,687.57 | 15,349,384.21 | 12,997,583.15 |
| % Balance          | 2.28%         | 2.21%         | 2.17%         | 1.76%         | 2.15%         | 2.36%         | 2.00%         |
| # Loans            | 92            | 82            | 87            | 79            | 76            | 86            | 81            |
| % # Loans          | 2.21%         | 1.97%         | 2.09%         | 1.90%         | 1.82%         | 2.06%         | 1.94%         |

## Mortgage Pass-Through Certificates

February 25, 2010 Distribution

| TOTAL              | 14 PMTS       | 15 PMTS       | 16 PMTS       | 17 PMTS       | 18 PMTS       | 19 PMTS       | 20 PMTS       |
|--------------------|---------------|---------------|---------------|---------------|---------------|---------------|---------------|
| <b>DELINQUENT</b>  |               |               |               |               |               |               |               |
| Balance            | 1,414,544.89  | 1,271,509.86  | 2,099,363.23  | 2,531,523.03  | 1,228,429.58  | 2,800,695.84  | 1,372,697.05  |
| % Balance          | 0.22%         | 0.20%         | 0.32%         | 0.39%         | 0.19%         | 0.43%         | 0.21%         |
| # Loans            | 13            | 16            | 20            | 12            | 8             | 16            | 15            |
| % # Loans          | 0.31%         | 0.38%         | 0.48%         | 0.29%         | 0.19%         | 0.38%         | 0.36%         |
| <b>FORECLOSURE</b> |               |               |               |               |               |               |               |
| Balance            | 9,589,313.73  | 8,623,402.02  | 9,013,398.57  | 6,388,047.08  | 9,286,284.48  | 9,640,869.29  | 6,008,854.56  |
| % Balance          | 1.47%         | 1.33%         | 1.39%         | 0.98%         | 1.43%         | 1.48%         | 0.92%         |
| # Loans            | 52            | 40            | 45            | 35            | 45            | 45            | 29            |
| % # Loans          | 1.25%         | 0.96%         | 1.08%         | 0.84%         | 1.08%         | 1.08%         | 0.70%         |
| <b>BANKRUPTCY</b>  |               |               |               |               |               |               |               |
| Balance            | 1,170,576.13  | 703,309.57    | 841,059.31    | 938,898.72    | 573,431.21    | 352,998.09    | 262,931.33    |
| % Balance          | 0.18%         | 0.11%         | 0.13%         | 0.14%         | 0.09%         | 0.05%         | 0.04%         |
| # Loans            | 7             | 5             | 4             | 8             | 4             | 4             | 2             |
| % # Loans          | 0.17%         | 0.12%         | 0.10%         | 0.19%         | 0.10%         | 0.10%         | 0.05%         |
| <b>REO</b>         |               |               |               |               |               |               |               |
| Balance            | 890,294.09    | 2,572,577.39  | 892,595.31    | 1,875,217.35  | 1,564,731.04  | 2,579,878.88  | 2,745,277.18  |
| % Balance          | 0.14%         | 0.40%         | 0.14%         | 0.29%         | 0.24%         | 0.40%         | 0.42%         |
| # Loans            | 6             | 13            | 7             | 10            | 9             | 14            | 15            |
| % # Loans          | 0.14%         | 0.31%         | 0.17%         | 0.24%         | 0.22%         | 0.34%         | 0.36%         |
| <b>TOTAL</b>       |               |               |               |               |               |               |               |
| Balance            | 13,064,728.84 | 13,170,798.84 | 12,846,416.42 | 11,733,686.18 | 12,652,876.31 | 15,374,442.10 | 10,389,760.12 |
| % Balance          | 2.01%         | 2.03%         | 1.98%         | 1.80%         | 1.95%         | 2.36%         | 1.60%         |
| # Loans            | 78            | 74            | 76            | 65            | 66            | 79            | 61            |
| % # Loans          | 1.87%         | 1.78%         | 1.82%         | 1.56%         | 1.58%         | 1.90%         | 1.46%         |

| TOTAL              | 21 PMTS      | 22 PMTS       | 23 PMTS       | 24 PMTS      | 25 PMTS      | 26 PMTS       | 27 PMTS      |
|--------------------|--------------|---------------|---------------|--------------|--------------|---------------|--------------|
| <b>DELINQUENT</b>  |              |               |               |              |              |               |              |
| Balance            | 1,066,886.22 | 1,154,964.42  | 299,119.26    | 336,202.04   | 880,615.84   | 655,470.78    | 216,398.52   |
| % Balance          | 0.16%        | 0.18%         | 0.05%         | 0.05%        | 0.14%        | 0.10%         | 0.03%        |
| # Loans            | 7            | 10            | 4             | 4            | 10           | 7             | 4            |
| % # Loans          | 0.17%        | 0.24%         | 0.10%         | 0.10%        | 0.24%        | 0.17%         | 0.10%        |
| <b>FORECLOSURE</b> |              |               |               |              |              |               |              |
| Balance            | 6,528,901.64 | 9,294,636.76  | 6,338,586.87  | 6,877,500.57 | 6,197,785.55 | 8,844,274.22  | 5,651,001.24 |
| % Balance          | 1.00%        | 1.43%         | 0.97%         | 1.06%        | 0.95%        | 1.36%         | 0.87%        |
| # Loans            | 32           | 38            | 32            | 32           | 25           | 29            | 21           |
| % # Loans          | 0.77%        | 0.91%         | 0.77%         | 0.77%        | 0.60%        | 0.70%         | 0.50%        |
| <b>BANKRUPTCY</b>  |              |               |               |              |              |               |              |
| Balance            | 0.00         | 676,476.37    | 120,921.22    | 0.00         | 147,242.45   | 154,171.70    | 102,694.23   |
| % Balance          | 0.00%        | 0.10%         | 0.02%         | 0.00%        | 0.02%        | 0.02%         | 0.02%        |
| # Loans            | 0            | 2             | 1             | 0            | 1            | 1             | 1            |
| % # Loans          | 0.00%        | 0.05%         | 0.02%         | 0.00%        | 0.02%        | 0.02%         | 0.02%        |
| <b>REO</b>         |              |               |               |              |              |               |              |
| Balance            | 1,413,165.13 | 3,131,524.66  | 3,804,283.32  | 715,023.71   | 1,704,942.98 | 2,302,584.51  | 3,163,809.60 |
| % Balance          | 0.22%        | 0.48%         | 0.59%         | 0.11%        | 0.26%        | 0.35%         | 0.49%        |
| # Loans            | 9            | 18            | 19            | 5            | 7            | 12            | 17           |
| % # Loans          | 0.22%        | 0.43%         | 0.46%         | 0.12%        | 0.17%        | 0.29%         | 0.41%        |
| <b>TOTAL</b>       |              |               |               |              |              |               |              |
| Balance            | 9,008,952.99 | 14,257,602.21 | 10,562,910.67 | 7,928,726.32 | 8,930,586.82 | 11,956,501.21 | 9,133,903.59 |
| % Balance          | 1.39%        | 2.19%         | 1.62%         | 1.22%        | 1.37%        | 1.84%         | 1.40%        |
| # Loans            | 48           | 68            | 56            | 41           | 43           | 49            | 43           |
| % # Loans          | 1.15%        | 1.63%         | 1.34%         | 0.98%        | 1.03%        | 1.18%         | 1.03%        |

## Mortgage Pass-Through Certificates

February 25, 2010 Distribution

| TOTAL              | 28 PMTS      | 29 PMTS       | 30 PMTS      | 31 PMTS      | 32 PMTS      | 33 PMTS      | 34 PMTS      |
|--------------------|--------------|---------------|--------------|--------------|--------------|--------------|--------------|
| <b>DELINQUENT</b>  |              |               |              |              |              |              |              |
| Balance            | 322,889.94   | 394,897.04    | 0.00         | 0.00         | 226,100.00   | 0.00         | 0.00         |
| % Balance          | 0.05%        | 0.06%         | 0.00%        | 0.00%        | 0.03%        | 0.00%        | 0.00%        |
| # Loans            | 2            | 4             | 0            | 0            | 1            | 0            | 0            |
| % # Loans          | 0.05%        | 0.10%         | 0.00%        | 0.00%        | 0.02%        | 0.00%        | 0.00%        |
| <b>FORECLOSURE</b> |              |               |              |              |              |              |              |
| Balance            | 4,793,574.79 | 7,183,305.38  | 1,615,552.60 | 2,714,782.96 | 1,444,985.06 | 1,878,496.92 | 946,071.32   |
| % Balance          | 0.74%        | 1.10%         | 0.25%        | 0.42%        | 0.22%        | 0.29%        | 0.15%        |
| # Loans            | 22           | 24            | 7            | 12           | 5            | 5            | 3            |
| % # Loans          | 0.53%        | 0.58%         | 0.17%        | 0.29%        | 0.12%        | 0.12%        | 0.07%        |
| <b>BANKRUPTCY</b>  |              |               |              |              |              |              |              |
| Balance            | 160,976.14   | 477,729.56    | 105,141.71   | 0.00         | 0.00         | 244,298.35   | 839,397.10   |
| % Balance          | 0.02%        | 0.07%         | 0.02%        | 0.00%        | 0.00%        | 0.04%        | 0.13%        |
| # Loans            | 1            | 1             | 1            | 0            | 0            | 1            | 2            |
| % # Loans          | 0.02%        | 0.02%         | 0.02%        | 0.00%        | 0.00%        | 0.02%        | 0.05%        |
| <b>REO</b>         |              |               |              |              |              |              |              |
| Balance            | 4,350,237.07 | 2,267,585.96  | 0.00         | 942,622.82   | 1,875,653.88 | 142,698.30   | 942,320.80   |
| % Balance          | 0.67%        | 0.35%         | 0.00%        | 0.14%        | 0.29%        | 0.02%        | 0.14%        |
| # Loans            | 18           | 9             | 0            | 4            | 4            | 1            | 3            |
| % # Loans          | 0.43%        | 0.22%         | 0.00%        | 0.10%        | 0.10%        | 0.02%        | 0.07%        |
| <b>TOTAL</b>       |              |               |              |              |              |              |              |
| Balance            | 9,627,677.94 | 10,323,517.94 | 1,720,694.31 | 3,657,405.78 | 3,546,738.94 | 2,265,493.57 | 2,727,789.22 |
| % Balance          | 1.48%        | 1.59%         | 0.26%        | 0.56%        | 0.55%        | 0.35%        | 0.42%        |
| # Loans            | 43           | 38            | 8            | 16           | 10           | 7            | 8            |
| % # Loans          | 1.03%        | 0.91%         | 0.19%        | 0.38%        | 0.24%        | 0.17%        | 0.19%        |

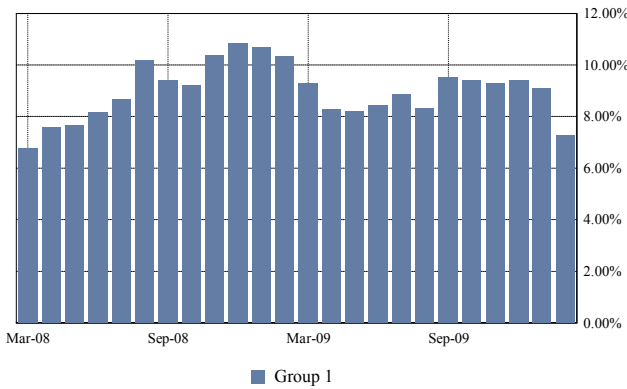
| TOTAL              | 35 PMTS      | 36 PMTS      | 37 PMTS    | 38 PMTS    | 39 PMTS    | 40 PMTS | TOTAL          |
|--------------------|--------------|--------------|------------|------------|------------|---------|----------------|
| <b>DELINQUENT</b>  |              |              |            |            |            |         |                |
| Balance            | 0.00         | 0.00         | 0.00       | 0.00       | 0.00       | 0.00    | 136,540,794.93 |
| % Balance          | 0.00%        | 0.00%        | 0.00%      | 0.00%      | 0.00%      | 0.00%   | 21.00%         |
| # Loans            | 0            | 0            | 0          | 0          | 0          | 0       | 932            |
| % # Loans          | 0.00%        | 0.00%        | 0.00%      | 0.00%      | 0.00%      | 0.00%   | 22.38%         |
| <b>FORECLOSURE</b> |              |              |            |            |            |         |                |
| Balance            | 1,953,419.07 | 1,550,837.69 | 461,500.62 | 858,642.61 | 116,140.89 | 0.00    | 213,228,937.95 |
| % Balance          | 0.30%        | 0.24%        | 0.07%      | 0.13%      | 0.02%      | 0.00%   | 32.80%         |
| # Loans            | 8            | 3            | 1          | 2          | 2          | 0       | 1,047          |
| % # Loans          | 0.19%        | 0.07%        | 0.02%      | 0.05%      | 0.05%      | 0.00%   | 25.14%         |
| <b>BANKRUPTCY</b>  |              |              |            |            |            |         |                |
| Balance            | 0.00         | 0.00         | 0.00       | 0.00       | 0.00       | 0.00    | 22,572,682.08  |
| % Balance          | 0.00%        | 0.00%        | 0.00%      | 0.00%      | 0.00%      | 0.00%   | 3.47%          |
| # Loans            | 0            | 0            | 0          | 0          | 0          | 0       | 172            |
| % # Loans          | 0.00%        | 0.00%        | 0.00%      | 0.00%      | 0.00%      | 0.00%   | 4.13%          |
| <b>REO</b>         |              |              |            |            |            |         |                |
| Balance            | 787,896.31   | 224,185.42   | 0.00       | 0.00       | 58,170.29  | 0.00    | 48,177,343.76  |
| % Balance          | 0.12%        | 0.03%        | 0.00%      | 0.00%      | 0.01%      | 0.00%   | 7.41%          |
| # Loans            | 4            | 2            | 0          | 0          | 1          | 0       | 255            |
| % # Loans          | 0.10%        | 0.05%        | 0.00%      | 0.00%      | 0.02%      | 0.00%   | 6.12%          |
| <b>TOTAL</b>       |              |              |            |            |            |         |                |
| Balance            | 2,741,315.38 | 1,775,023.11 | 461,500.62 | 858,642.61 | 174,311.18 | 0.00    | 420,519,758.72 |
| % Balance          | 0.42%        | 0.27%        | 0.07%      | 0.13%      | 0.03%      | 0.00%   | 64.68%         |
| # Loans            | 12           | 5            | 1          | 2          | 3          | 0       | 2,406          |
| % # Loans          | 0.29%        | 0.12%        | 0.02%      | 0.05%      | 0.07%      | 0.00%   | 57.77%         |

#### GROUP 1

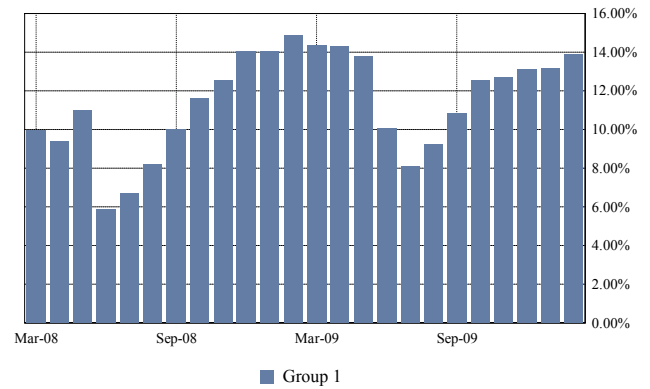
|             |           | < 1 PMT      | 1 PMT         | 2 PMTS        | 3+ PMTS        | TOTAL          |
|-------------|-----------|--------------|---------------|---------------|----------------|----------------|
| DELINQUENT  | Balance   |              | 14,568,769.62 | 9,363,978.45  | 45,645,360.13  | 69,578,108.20  |
|             | % Balance |              | 4.44%         | 2.85%         | 13.90%         | 21.19%         |
|             | # Loans   |              | 96            | 62            | 306            | 464            |
|             | % # Loans |              | 4.31%         | 2.79%         | 13.75%         | 20.85%         |
| FORECLOSURE | Balance   | 0.00         | 208,502.50    | 569,867.53    | 97,414,307.92  | 98,192,677.95  |
|             | % Balance | 0.00%        | 0.06%         | 0.17%         | 29.67%         | 29.90%         |
|             | # Loans   | 0            | 2             | 3             | 559            | 564            |
|             | % # Loans | 0.00%        | 0.09%         | 0.13%         | 25.12%         | 25.35%         |
| BANKRUPTCY  | Balance   | 2,996,546.10 | 298,103.70    | 452,396.09    | 8,584,213.71   | 12,331,259.60  |
|             | % Balance | 0.91%        | 0.09%         | 0.14%         | 2.61%          | 3.76%          |
|             | # Loans   | 21           | 2             | 5             | 69             | 97             |
|             | % # Loans | 0.94%        | 0.09%         | 0.22%         | 3.10%          | 4.36%          |
| REO         | Balance   | 0.00         | 0.00          | 0.00          | 23,180,993.90  | 23,180,993.90  |
|             | % Balance | 0.00%        | 0.00%         | 0.00%         | 7.06%          | 7.06%          |
|             | # Loans   | 0            | 0             | 0             | 138            | 138            |
|             | % # Loans | 0.00%        | 0.00%         | 0.00%         | 6.20%          | 6.20%          |
| TOTAL       | Balance   | 2,996,546.10 | 15,075,375.82 | 10,386,242.07 | 174,824,875.66 | 203,283,039.65 |
|             | % Balance | 0.91%        | 4.59%         | 3.16%         | 53.24%         | 61.91%         |
|             | # Loans   | 21           | 100           | 70            | 1,072          | 1,263          |
|             | % # Loans | 0.94%        | 4.49%         | 3.15%         | 48.18%         | 56.76%         |

Utilized OTS Delinquency Methodology for Calculating Delinquency Buckets and Amounts

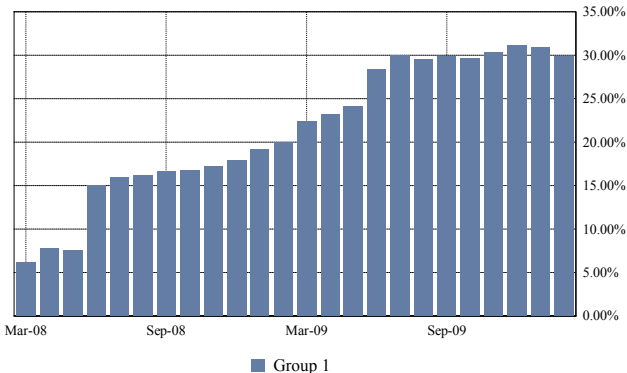
#### 1 or 2 Payments Delinquent



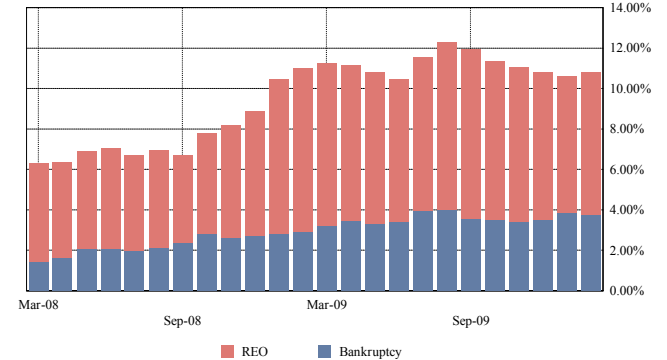
#### 3 or More Payments Delinquent



#### Total Foreclosure



#### Total Bankruptcy and REO



## Mortgage Pass-Through Certificates

February 25, 2010 Distribution

| GROUP 1            | < 1 PMT      | 1 PMT         | 2 PMTS        | 3 PMTS        | 4 PMTS        | 5 PMTS       | 6 PMTS       |
|--------------------|--------------|---------------|---------------|---------------|---------------|--------------|--------------|
| <b>DELINQUENT</b>  |              |               |               |               |               |              |              |
| Balance            |              | 14,568,769.62 | 9,363,978.45  | 7,918,111.98  | 7,206,502.64  | 6,718,495.61 | 5,022,150.21 |
| % Balance          |              | 4.44%         | 2.85%         | 2.41%         | 2.19%         | 2.05%        | 1.53%        |
| # Loans            |              | 96            | 62            | 54            | 48            | 42           | 33           |
| % # Loans          |              | 4.31%         | 2.79%         | 2.43%         | 2.16%         | 1.89%        | 1.48%        |
| <b>FORECLOSURE</b> |              |               |               |               |               |              |              |
| Balance            | 0.00         | 208,502.50    | 569,867.53    | 2,704,548.11  | 2,166,485.73  | 2,477,330.79 | 2,983,970.04 |
| % Balance          | 0.00%        | 0.06%         | 0.17%         | 0.82%         | 0.66%         | 0.75%        | 0.91%        |
| # Loans            | 0            | 2             | 3             | 18            | 16            | 18           | 22           |
| % # Loans          | 0.00%        | 0.09%         | 0.13%         | 0.81%         | 0.72%         | 0.81%        | 0.99%        |
| <b>BANKRUPTCY</b>  |              |               |               |               |               |              |              |
| Balance            | 2,996,546.10 | 298,103.70    | 452,396.09    | 439,901.98    | 714,524.89    | 509,404.93   | 531,889.30   |
| % Balance          | 0.91%        | 0.09%         | 0.14%         | 0.13%         | 0.22%         | 0.16%        | 0.16%        |
| # Loans            | 21           | 2             | 5             | 3             | 8             | 5            | 6            |
| % # Loans          | 0.94%        | 0.09%         | 0.22%         | 0.13%         | 0.36%         | 0.22%        | 0.27%        |
| <b>REO</b>         |              |               |               |               |               |              |              |
| Balance            | 0.00         | 0.00          | 0.00          | 0.00          | 0.00          | 0.00         | 0.00         |
| % Balance          | 0.00%        | 0.00%         | 0.00%         | 0.00%         | 0.00%         | 0.00%        | 0.00%        |
| # Loans            | 0            | 0             | 0             | 0             | 0             | 0            | 0            |
| % # Loans          | 0.00%        | 0.00%         | 0.00%         | 0.00%         | 0.00%         | 0.00%        | 0.00%        |
| <b>TOTAL</b>       |              |               |               |               |               |              |              |
| Balance            | 2,996,546.10 | 15,075,375.82 | 10,386,242.07 | 11,062,562.07 | 10,087,513.26 | 9,705,231.33 | 8,538,009.55 |
| % Balance          | 0.91%        | 4.59%         | 3.16%         | 3.37%         | 3.07%         | 2.96%        | 2.60%        |
| # Loans            | 21           | 100           | 70            | 75            | 72            | 65           | 61           |
| % # Loans          | 0.94%        | 4.49%         | 3.15%         | 3.37%         | 3.24%         | 2.92%        | 2.74%        |

| GROUP 1            | 7 PMTS       | 8 PMTS       | 9 PMTS       | 10 PMTS      | 11 PMTS      | 12 PMTS      | 13 PMTS      |
|--------------------|--------------|--------------|--------------|--------------|--------------|--------------|--------------|
| <b>DELINQUENT</b>  |              |              |              |              |              |              |              |
| Balance            | 4,619,506.08 | 2,673,325.87 | 1,082,443.88 | 1,918,257.70 | 841,543.68   | 398,081.39   | 171,861.94   |
| % Balance          | 1.41%        | 0.81%        | 0.33%        | 0.58%        | 0.26%        | 0.12%        | 0.05%        |
| # Loans            | 27           | 16           | 8            | 12           | 5            | 4            | 4            |
| % # Loans          | 1.21%        | 0.72%        | 0.36%        | 0.54%        | 0.22%        | 0.18%        | 0.18%        |
| <b>FORECLOSURE</b> |              |              |              |              |              |              |              |
| Balance            | 1,887,984.98 | 2,841,089.87 | 5,275,025.96 | 3,120,807.68 | 5,529,877.09 | 5,383,085.74 | 4,816,103.14 |
| % Balance          | 0.57%        | 0.87%        | 1.61%        | 0.95%        | 1.68%        | 1.64%        | 1.47%        |
| # Loans            | 11           | 19           | 35           | 20           | 28           | 31           | 26           |
| % # Loans          | 0.49%        | 0.85%        | 1.57%        | 0.90%        | 1.26%        | 1.39%        | 1.17%        |
| <b>BANKRUPTCY</b>  |              |              |              |              |              |              |              |
| Balance            | 681,747.13   | 247,271.77   | 787,549.10   | 73,622.04    | 169,786.91   | 0.00         | 883,555.60   |
| % Balance          | 0.21%        | 0.08%        | 0.24%        | 0.02%        | 0.05%        | 0.00%        | 0.27%        |
| # Loans            | 6            | 3            | 5            | 1            | 2            | 0            | 6            |
| % # Loans          | 0.27%        | 0.13%        | 0.22%        | 0.04%        | 0.09%        | 0.00%        | 0.27%        |
| <b>REO</b>         |              |              |              |              |              |              |              |
| Balance            | 434,729.01   | 668,361.34   | 384,353.77   | 1,060,820.96 | 577,507.76   | 803,681.07   | 612,337.07   |
| % Balance          | 0.13%        | 0.20%        | 0.12%        | 0.32%        | 0.18%        | 0.24%        | 0.19%        |
| # Loans            | 3            | 4            | 3            | 10           | 4            | 5            | 4            |
| % # Loans          | 0.13%        | 0.18%        | 0.13%        | 0.45%        | 0.18%        | 0.22%        | 0.18%        |
| <b>TOTAL</b>       |              |              |              |              |              |              |              |
| Balance            | 7,623,967.20 | 6,430,048.85 | 7,529,372.71 | 6,173,508.38 | 7,118,715.44 | 6,584,848.20 | 6,483,857.75 |
| % Balance          | 2.32%        | 1.96%        | 2.29%        | 1.88%        | 2.17%        | 2.01%        | 1.97%        |
| # Loans            | 47           | 42           | 51           | 43           | 39           | 40           | 40           |
| % # Loans          | 2.11%        | 1.89%        | 2.29%        | 1.93%        | 1.75%        | 1.80%        | 1.80%        |

## Mortgage Pass-Through Certificates

February 25, 2010 Distribution

| GROUP 1            | 14 PMTS      | 15 PMTS      | 16 PMTS      | 17 PMTS      | 18 PMTS      | 19 PMTS      | 20 PMTS      |
|--------------------|--------------|--------------|--------------|--------------|--------------|--------------|--------------|
| <b>DELINQUENT</b>  |              |              |              |              |              |              |              |
| Balance            | 950,763.19   | 652,787.20   | 567,341.43   | 364,545.57   | 668,732.40   | 1,556,550.33 | 445,226.77   |
| % Balance          | 0.29%        | 0.20%        | 0.17%        | 0.11%        | 0.20%        | 0.47%        | 0.14%        |
| # Loans            | 6            | 7            | 8            | 3            | 4            | 7            | 4            |
| % # Loans          | 0.27%        | 0.31%        | 0.36%        | 0.13%        | 0.18%        | 0.31%        | 0.18%        |
| <b>FORECLOSURE</b> |              |              |              |              |              |              |              |
| Balance            | 4,670,515.25 | 2,722,715.87 | 3,515,291.87 | 5,251,858.90 | 4,628,520.64 | 4,748,715.81 | 2,779,405.21 |
| % Balance          | 1.42%        | 0.83%        | 1.07%        | 1.60%        | 1.41%        | 1.45%        | 0.85%        |
| # Loans            | 29           | 20           | 21           | 29           | 24           | 24           | 15           |
| % # Loans          | 1.30%        | 0.90%        | 0.94%        | 1.30%        | 1.08%        | 1.08%        | 0.67%        |
| <b>BANKRUPTCY</b>  |              |              |              |              |              |              |              |
| Balance            | 415,672.91   | 167,934.71   | 188,295.30   | 632,589.14   | 443,908.05   | 223,798.51   | 262,931.33   |
| % Balance          | 0.13%        | 0.05%        | 0.06%        | 0.19%        | 0.14%        | 0.07%        | 0.08%        |
| # Loans            | 4            | 2            | 2            | 5            | 2            | 2            | 2            |
| % # Loans          | 0.18%        | 0.09%        | 0.09%        | 0.22%        | 0.09%        | 0.09%        | 0.09%        |
| <b>REO</b>         |              |              |              |              |              |              |              |
| Balance            | 565,890.66   | 1,551,683.15 | 432,264.65   | 963,742.60   | 356,311.88   | 1,764,237.52 | 1,046,338.44 |
| % Balance          | 0.17%        | 0.47%        | 0.13%        | 0.29%        | 0.11%        | 0.54%        | 0.32%        |
| # Loans            | 4            | 7            | 4            | 6            | 3            | 9            | 7            |
| % # Loans          | 0.18%        | 0.31%        | 0.18%        | 0.27%        | 0.13%        | 0.40%        | 0.31%        |
| <b>TOTAL</b>       |              |              |              |              |              |              |              |
| Balance            | 6,602,842.01 | 5,095,120.93 | 4,703,193.25 | 7,212,736.21 | 6,097,472.97 | 8,293,302.17 | 4,533,901.75 |
| % Balance          | 2.01%        | 1.55%        | 1.43%        | 2.20%        | 1.86%        | 2.53%        | 1.38%        |
| # Loans            | 43           | 36           | 35           | 43           | 33           | 42           | 28           |
| % # Loans          | 1.93%        | 1.62%        | 1.57%        | 1.93%        | 1.48%        | 1.89%        | 1.26%        |

| GROUP 1            | 21 PMTS      | 22 PMTS      | 23 PMTS      | 24 PMTS      | 25 PMTS      | 26 PMTS      | 27 PMTS      |
|--------------------|--------------|--------------|--------------|--------------|--------------|--------------|--------------|
| <b>DELINQUENT</b>  |              |              |              |              |              |              |              |
| Balance            | 515,453.89   | 228,175.24   | 78,414.68    | 238,408.87   | 501,441.20   | 55,575.33    | 25,563.05    |
| % Balance          | 0.16%        | 0.07%        | 0.02%        | 0.07%        | 0.15%        | 0.02%        | 0.01%        |
| # Loans            | 3            | 1            | 1            | 2            | 4            | 1            | 1            |
| % # Loans          | 0.13%        | 0.04%        | 0.04%        | 0.09%        | 0.18%        | 0.04%        | 0.04%        |
| <b>FORECLOSURE</b> |              |              |              |              |              |              |              |
| Balance            | 3,145,120.55 | 3,389,966.39 | 3,401,711.19 | 3,237,891.88 | 2,899,529.91 | 2,902,641.93 | 3,203,542.40 |
| % Balance          | 0.96%        | 1.03%        | 1.04%        | 0.99%        | 0.88%        | 0.88%        | 0.98%        |
| # Loans            | 17           | 18           | 20           | 17           | 14           | 13           | 14           |
| % # Loans          | 0.76%        | 0.81%        | 0.90%        | 0.76%        | 0.63%        | 0.58%        | 0.63%        |
| <b>BANKRUPTCY</b>  |              |              |              |              |              |              |              |
| Balance            | 0.00         | 676,476.37   | 120,921.22   | 0.00         | 147,242.45   | 0.00         | 0.00         |
| % Balance          | 0.00%        | 0.21%        | 0.04%        | 0.00%        | 0.04%        | 0.00%        | 0.00%        |
| # Loans            | 0            | 2            | 1            | 0            | 1            | 0            | 0            |
| % # Loans          | 0.00%        | 0.09%        | 0.04%        | 0.00%        | 0.04%        | 0.00%        | 0.00%        |
| <b>REO</b>         |              |              |              |              |              |              |              |
| Balance            | 918,653.71   | 1,098,381.19 | 1,874,260.20 | 476,253.59   | 912,139.13   | 1,281,130.30 | 1,643,201.61 |
| % Balance          | 0.28%        | 0.33%        | 0.57%        | 0.15%        | 0.28%        | 0.39%        | 0.50%        |
| # Loans            | 7            | 7            | 10           | 3            | 4            | 6            | 8            |
| % # Loans          | 0.31%        | 0.31%        | 0.45%        | 0.13%        | 0.18%        | 0.27%        | 0.36%        |
| <b>TOTAL</b>       |              |              |              |              |              |              |              |
| Balance            | 4,579,228.15 | 5,392,999.19 | 5,475,307.29 | 3,952,554.34 | 4,460,352.69 | 4,239,347.56 | 4,872,307.06 |
| % Balance          | 1.39%        | 1.64%        | 1.67%        | 1.20%        | 1.36%        | 1.29%        | 1.48%        |
| # Loans            | 27           | 28           | 32           | 22           | 23           | 20           | 23           |
| % # Loans          | 1.21%        | 1.26%        | 1.44%        | 0.99%        | 1.03%        | 0.90%        | 1.03%        |

## Mortgage Pass-Through Certificates

February 25, 2010 Distribution

| GROUP 1            | 28 PMTS      | 29 PMTS      | 30 PMTS    | 31 PMTS    | 32 PMTS    | 33 PMTS    | 34 PMTS    |
|--------------------|--------------|--------------|------------|------------|------------|------------|------------|
| <b>DELINQUENT</b>  |              |              |            |            |            |            |            |
| Balance            | 0.00         | 0.00         | 0.00       | 0.00       | 226,100.00 | 0.00       | 0.00       |
| % Balance          | 0.00%        | 0.00%        | 0.00%      | 0.00%      | 0.07%      | 0.00%      | 0.00%      |
| # Loans            | 0            | 0            | 0          | 0          | 1          | 0          | 0          |
| % # Loans          | 0.00%        | 0.00%        | 0.00%      | 0.00%      | 0.04%      | 0.00%      | 0.00%      |
| <b>FORECLOSURE</b> |              |              |            |            |            |            |            |
| Balance            | 2,604,414.92 | 1,357,999.75 | 792,628.95 | 990,485.45 | 488,746.01 | 0.00       | 0.00       |
| % Balance          | 0.79%        | 0.41%        | 0.24%      | 0.30%      | 0.15%      | 0.00%      | 0.00%      |
| # Loans            | 13           | 9            | 4          | 5          | 2          | 0          | 0          |
| % # Loans          | 0.58%        | 0.40%        | 0.18%      | 0.22%      | 0.09%      | 0.00%      | 0.00%      |
| <b>BANKRUPTCY</b>  |              |              |            |            |            |            |            |
| Balance            | 0.00         | 0.00         | 0.00       | 0.00       | 0.00       | 0.00       | 265,190.07 |
| % Balance          | 0.00%        | 0.00%        | 0.00%      | 0.00%      | 0.00%      | 0.00%      | 0.08%      |
| # Loans            | 0            | 0            | 0          | 0          | 0          | 0          | 1          |
| % # Loans          | 0.00%        | 0.00%        | 0.00%      | 0.00%      | 0.00%      | 0.00%      | 0.04%      |
| <b>REO</b>         |              |              |            |            |            |            |            |
| Balance            | 1,984,904.30 | 745,078.45   | 0.00       | 0.00       | 0.00       | 142,698.30 | 308,856.60 |
| % Balance          | 0.60%        | 0.23%        | 0.00%      | 0.00%      | 0.00%      | 0.04%      | 0.09%      |
| # Loans            | 9            | 4            | 0          | 0          | 0          | 1          | 1          |
| % # Loans          | 0.40%        | 0.18%        | 0.00%      | 0.00%      | 0.00%      | 0.04%      | 0.04%      |
| <b>TOTAL</b>       |              |              |            |            |            |            |            |
| Balance            | 4,589,319.22 | 2,103,078.20 | 792,628.95 | 990,485.45 | 714,846.01 | 142,698.30 | 574,046.67 |
| % Balance          | 1.40%        | 0.64%        | 0.24%      | 0.30%      | 0.22%      | 0.04%      | 0.17%      |
| # Loans            | 22           | 13           | 4          | 5          | 3          | 1          | 2          |
| % # Loans          | 0.99%        | 0.58%        | 0.18%      | 0.22%      | 0.13%      | 0.04%      | 0.09%      |

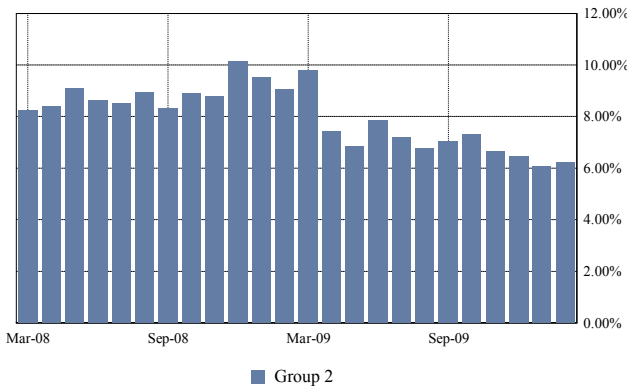
| GROUP 1            | 35 PMTS      | 36 PMTS   | 37 PMTS | 38 PMTS    | 39 PMTS    | 40 PMTS | TOTAL          |
|--------------------|--------------|-----------|---------|------------|------------|---------|----------------|
| <b>DELINQUENT</b>  |              |           |         |            |            |         |                |
| Balance            | 0.00         | 0.00      | 0.00    | 0.00       | 0.00       | 0.00    | 69,578,108.20  |
| % Balance          | 0.00%        | 0.00%     | 0.00%   | 0.00%      | 0.00%      | 0.00%   | 21.19%         |
| # Loans            | 0            | 0         | 0       | 0          | 0          | 0       | 464            |
| % # Loans          | 0.00%        | 0.00%     | 0.00%   | 0.00%      | 0.00%      | 0.00%   | 20.85%         |
| <b>FORECLOSURE</b> |              |           |         |            |            |         |                |
| Balance            | 1,213,929.15 | 0.00      | 0.00    | 217,976.51 | 64,390.25  | 0.00    | 98,192,677.95  |
| % Balance          | 0.37%        | 0.00%     | 0.00%   | 0.07%      | 0.02%      | 0.00%   | 29.90%         |
| # Loans            | 5            | 0         | 0       | 1          | 1          | 0       | 564            |
| % # Loans          | 0.22%        | 0.00%     | 0.00%   | 0.04%      | 0.04%      | 0.00%   | 25.35%         |
| <b>BANKRUPTCY</b>  |              |           |         |            |            |         |                |
| Balance            | 0.00         | 0.00      | 0.00    | 0.00       | 0.00       | 0.00    | 12,331,259.60  |
| % Balance          | 0.00%        | 0.00%     | 0.00%   | 0.00%      | 0.00%      | 0.00%   | 3.76%          |
| # Loans            | 0            | 0         | 0       | 0          | 0          | 0       | 97             |
| % # Loans          | 0.00%        | 0.00%     | 0.00%   | 0.00%      | 0.00%      | 0.00%   | 4.36%          |
| <b>REO</b>         |              |           |         |            |            |         |                |
| Balance            | 460,569.56   | 54,436.79 | 0.00    | 0.00       | 58,170.29  | 0.00    | 23,180,993.90  |
| % Balance          | 0.14%        | 0.02%     | 0.00%   | 0.00%      | 0.02%      | 0.00%   | 7.06%          |
| # Loans            | 3            | 1         | 0       | 0          | 1          | 0       | 138            |
| % # Loans          | 0.13%        | 0.04%     | 0.00%   | 0.00%      | 0.04%      | 0.00%   | 6.20%          |
| <b>TOTAL</b>       |              |           |         |            |            |         |                |
| Balance            | 1,674,498.71 | 54,436.79 | 0.00    | 217,976.51 | 122,560.54 | 0.00    | 203,283,039.65 |
| % Balance          | 0.51%        | 0.02%     | 0.00%   | 0.07%      | 0.04%      | 0.00%   | 61.91%         |
| # Loans            | 8            | 1         | 0       | 1          | 2          | 0       | 1,263          |
| % # Loans          | 0.36%        | 0.04%     | 0.00%   | 0.04%      | 0.09%      | 0.00%   | 56.76%         |

#### GROUP 2

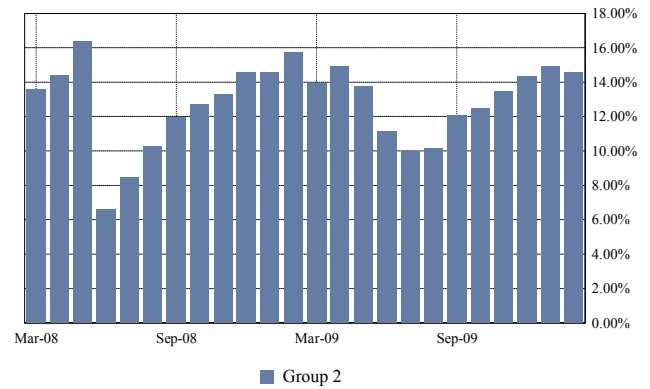
|             |           | < 1 PMT      | 1 PMT         | 2 PMTS       | 3+ PMTS        | TOTAL          |
|-------------|-----------|--------------|---------------|--------------|----------------|----------------|
| DELINQUENT  | Balance   |              | 10,854,862.88 | 9,122,010.50 | 46,985,813.35  | 66,962,686.73  |
|             | % Balance |              | 3.37%         | 2.83%        | 14.60%         | 20.81%         |
|             | # Loans   |              | 80            | 58           | 330            | 468            |
|             | % # Loans |              | 4.12%         | 2.99%        | 17.01%         | 24.12%         |
| FORECLOSURE | Balance   | 0.00         | 0.00          | 121,810.25   | 114,914,449.75 | 115,036,260.00 |
|             | % Balance | 0.00%        | 0.00%         | 0.04%        | 35.71%         | 35.75%         |
|             | # Loans   | 0            | 0             | 1            | 482            | 483            |
|             | % # Loans | 0.00%        | 0.00%         | 0.05%        | 24.85%         | 24.90%         |
| BANKRUPTCY  | Balance   | 1,900,621.30 | 464,554.31    | 91,471.52    | 7,784,775.35   | 10,241,422.48  |
|             | % Balance | 0.59%        | 0.14%         | 0.03%        | 2.42%          | 3.18%          |
|             | # Loans   | 18           | 5             | 1            | 51             | 75             |
|             | % # Loans | 0.93%        | 0.26%         | 0.05%        | 2.63%          | 3.87%          |
| REO         | Balance   | 0.00         | 0.00          | 0.00         | 24,996,349.86  | 24,996,349.86  |
|             | % Balance | 0.00%        | 0.00%         | 0.00%        | 7.77%          | 7.77%          |
|             | # Loans   | 0            | 0             | 0            | 117            | 117            |
|             | % # Loans | 0.00%        | 0.00%         | 0.00%        | 6.03%          | 6.03%          |
| TOTAL       | Balance   | 1,900,621.30 | 11,319,417.19 | 9,335,292.27 | 194,681,388.31 | 217,236,719.07 |
|             | % Balance | 0.59%        | 3.52%         | 2.90%        | 60.49%         | 67.50%         |
|             | # Loans   | 18           | 85            | 60           | 980            | 1,143          |
|             | % # Loans | 0.93%        | 4.38%         | 3.09%        | 50.52%         | 58.92%         |

Utilized OTS Delinquency Methodology for Calculating Delinquency Buckets and Amounts

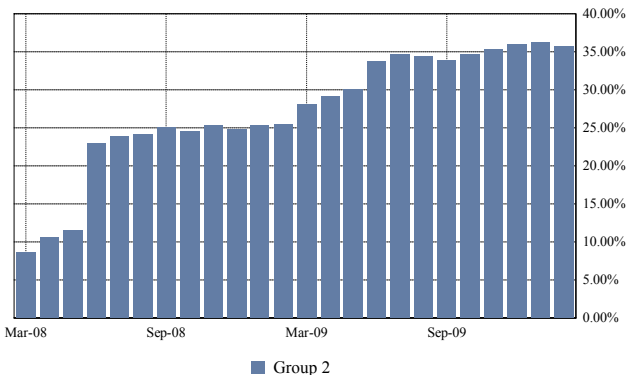
#### 1 or 2 Payments Delinquent



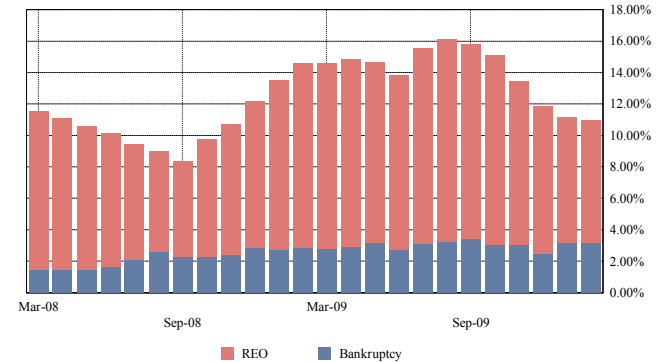
#### 3 or More Payments Delinquent



#### Total Foreclosure



#### Total Bankruptcy and REO



**Mortgage Pass-Through Certificates**

**February 25, 2010 Distribution**

| <b>GROUP 2</b>     | < 1 PMT      | 1 PMT         | 2 PMTS       | 3 PMTS       | 4 PMTS       | 5 PMTS        | 6 PMTS       |
|--------------------|--------------|---------------|--------------|--------------|--------------|---------------|--------------|
| <b>DELINQUENT</b>  |              |               |              |              |              |               |              |
| Balance            |              | 10,854,862.88 | 9,122,010.50 | 4,591,932.11 | 5,249,733.65 | 5,610,204.25  | 4,846,804.56 |
| % Balance          |              | 3.37%         | 2.83%        | 1.43%        | 1.63%        | 1.74%         | 1.51%        |
| # Loans            |              | 80            | 58           | 29           | 34           | 33            | 33           |
| % # Loans          |              | 4.12%         | 2.99%        | 1.49%        | 1.75%        | 1.70%         | 1.70%        |
| <b>FORECLOSURE</b> |              |               |              |              |              |               |              |
| Balance            | 0.00         | 0.00          | 121,810.25   | 1,761,303.02 | 2,164,865.78 | 3,993,221.59  | 2,648,199.55 |
| % Balance          | 0.00%        | 0.00%         | 0.04%        | 0.55%        | 0.67%        | 1.24%         | 0.82%        |
| # Loans            | 0            | 0             | 1            | 9            | 9            | 23            | 13           |
| % # Loans          | 0.00%        | 0.00%         | 0.05%        | 0.46%        | 0.46%        | 1.19%         | 0.67%        |
| <b>BANKRUPTCY</b>  |              |               |              |              |              |               |              |
| Balance            | 1,900,621.30 | 464,554.31    | 91,471.52    | 356,851.21   | 75,925.09    | 338,423.76    | 149,359.78   |
| % Balance          | 0.59%        | 0.14%         | 0.03%        | 0.11%        | 0.02%        | 0.11%         | 0.05%        |
| # Loans            | 18           | 5             | 1            | 3            | 1            | 5             | 2            |
| % # Loans          | 0.93%        | 0.26%         | 0.05%        | 0.15%        | 0.05%        | 0.26%         | 0.10%        |
| <b>REO</b>         |              |               |              |              |              |               |              |
| Balance            | 0.00         | 0.00          | 0.00         | 0.00         | 130,352.89   | 267,773.18    | 0.00         |
| % Balance          | 0.00%        | 0.00%         | 0.00%        | 0.00%        | 0.04%        | 0.08%         | 0.00%        |
| # Loans            | 0            | 0             | 0            | 0            | 1            | 1             | 0            |
| % # Loans          | 0.00%        | 0.00%         | 0.00%        | 0.00%        | 0.05%        | 0.05%         | 0.00%        |
| <b>TOTAL</b>       |              |               |              |              |              |               |              |
| Balance            | 1,900,621.30 | 11,319,417.19 | 9,335,292.27 | 6,710,086.34 | 7,620,877.41 | 10,209,622.78 | 7,644,363.89 |
| % Balance          | 0.59%        | 3.52%         | 2.90%        | 2.09%        | 2.37%        | 3.17%         | 2.38%        |
| # Loans            | 18           | 85            | 60           | 41           | 45           | 62            | 48           |
| % # Loans          | 0.93%        | 4.38%         | 3.09%        | 2.11%        | 2.32%        | 3.20%         | 2.47%        |

| <b>GROUP 2</b>     | 7 PMTS       | 8 PMTS       | 9 PMTS       | 10 PMTS      | 11 PMTS      | 12 PMTS      | 13 PMTS      |
|--------------------|--------------|--------------|--------------|--------------|--------------|--------------|--------------|
| <b>DELINQUENT</b>  |              |              |              |              |              |              |              |
| Balance            | 4,460,971.39 | 1,629,836.30 | 2,041,705.86 | 1,239,918.38 | 2,308,537.27 | 2,229,503.46 | 1,579,437.73 |
| % Balance          | 1.39%        | 0.51%        | 0.63%        | 0.39%        | 0.72%        | 0.69%        | 0.49%        |
| # Loans            | 24           | 11           | 11           | 9            | 17           | 12           | 17           |
| % # Loans          | 1.24%        | 0.57%        | 0.57%        | 0.46%        | 0.88%        | 0.62%        | 0.88%        |
| <b>FORECLOSURE</b> |              |              |              |              |              |              |              |
| Balance            | 2,414,886.58 | 5,250,251.37 | 4,172,280.02 | 3,438,922.18 | 3,823,366.18 | 5,191,725.37 | 4,483,260.41 |
| % Balance          | 0.75%        | 1.63%        | 1.30%        | 1.07%        | 1.19%        | 1.61%        | 1.39%        |
| # Loans            | 18           | 23           | 22           | 22           | 17           | 27           | 20           |
| % # Loans          | 0.93%        | 1.19%        | 1.13%        | 1.13%        | 0.88%        | 1.39%        | 1.03%        |
| <b>BANKRUPTCY</b>  |              |              |              |              |              |              |              |
| Balance            | 211,275.57   | 663,798.23   | 380,910.57   | 318,103.51   | 83,870.12    | 784,708.24   | 94,256.14    |
| % Balance          | 0.07%        | 0.21%        | 0.12%        | 0.10%        | 0.03%        | 0.24%        | 0.03%        |
| # Loans            | 2            | 5            | 3            | 3            | 1            | 3            | 1            |
| % # Loans          | 0.10%        | 0.26%        | 0.15%        | 0.15%        | 0.05%        | 0.15%        | 0.05%        |
| <b>REO</b>         |              |              |              |              |              |              |              |
| Balance            | 133,598.27   | 367,978.76   | 0.00         | 249,005.06   | 624,198.56   | 558,598.94   | 356,771.12   |
| % Balance          | 0.04%        | 0.11%        | 0.00%        | 0.08%        | 0.19%        | 0.17%        | 0.11%        |
| # Loans            | 1            | 1            | 0            | 2            | 2            | 4            | 3            |
| % # Loans          | 0.05%        | 0.05%        | 0.00%        | 0.10%        | 0.10%        | 0.21%        | 0.15%        |
| <b>TOTAL</b>       |              |              |              |              |              |              |              |
| Balance            | 7,220,731.81 | 7,911,864.66 | 6,594,896.45 | 5,245,949.13 | 6,839,972.13 | 8,764,536.01 | 6,513,725.40 |
| % Balance          | 2.24%        | 2.46%        | 2.05%        | 1.63%        | 2.13%        | 2.72%        | 2.02%        |
| # Loans            | 45           | 40           | 36           | 36           | 37           | 46           | 41           |
| % # Loans          | 2.32%        | 2.06%        | 1.86%        | 1.86%        | 1.91%        | 2.37%        | 2.11%        |

## Mortgage Pass-Through Certificates

February 25, 2010 Distribution

| GROUP 2            | 14 PMTS      | 15 PMTS      | 16 PMTS      | 17 PMTS      | 18 PMTS      | 19 PMTS      | 20 PMTS      |
|--------------------|--------------|--------------|--------------|--------------|--------------|--------------|--------------|
| <b>DELINQUENT</b>  |              |              |              |              |              |              |              |
| Balance            | 463,781.70   | 618,722.66   | 1,532,021.80 | 2,166,977.46 | 559,697.18   | 1,244,145.51 | 927,470.28   |
| % Balance          | 0.14%        | 0.19%        | 0.48%        | 0.67%        | 0.17%        | 0.39%        | 0.29%        |
| # Loans            | 7            | 9            | 12           | 9            | 4            | 9            | 11           |
| % # Loans          | 0.36%        | 0.46%        | 0.62%        | 0.46%        | 0.21%        | 0.46%        | 0.57%        |
| <b>FORECLOSURE</b> |              |              |              |              |              |              |              |
| Balance            | 4,918,798.48 | 5,900,686.15 | 5,498,106.70 | 1,136,188.18 | 4,657,763.84 | 4,892,153.48 | 3,229,449.35 |
| % Balance          | 1.53%        | 1.83%        | 1.71%        | 0.35%        | 1.45%        | 1.52%        | 1.00%        |
| # Loans            | 23           | 20           | 24           | 6            | 21           | 21           | 14           |
| % # Loans          | 1.19%        | 1.03%        | 1.24%        | 0.31%        | 1.08%        | 1.08%        | 0.72%        |
| <b>BANKRUPTCY</b>  |              |              |              |              |              |              |              |
| Balance            | 754,903.22   | 535,374.86   | 652,764.01   | 306,309.58   | 129,523.16   | 129,199.58   | 0.00         |
| % Balance          | 0.23%        | 0.17%        | 0.20%        | 0.10%        | 0.04%        | 0.04%        | 0.00%        |
| # Loans            | 3            | 3            | 2            | 3            | 2            | 2            | 0            |
| % # Loans          | 0.15%        | 0.15%        | 0.10%        | 0.15%        | 0.10%        | 0.10%        | 0.00%        |
| <b>REO</b>         |              |              |              |              |              |              |              |
| Balance            | 324,403.43   | 1,020,894.24 | 460,330.66   | 911,474.75   | 1,208,419.16 | 815,641.36   | 1,698,938.74 |
| % Balance          | 0.10%        | 0.32%        | 0.14%        | 0.28%        | 0.38%        | 0.25%        | 0.53%        |
| # Loans            | 2            | 6            | 3            | 4            | 6            | 5            | 8            |
| % # Loans          | 0.10%        | 0.31%        | 0.15%        | 0.21%        | 0.31%        | 0.26%        | 0.41%        |
| <b>TOTAL</b>       |              |              |              |              |              |              |              |
| Balance            | 6,461,886.83 | 8,075,677.91 | 8,143,223.17 | 4,520,949.97 | 6,555,403.34 | 7,081,139.93 | 5,855,858.37 |
| % Balance          | 2.01%        | 2.51%        | 2.53%        | 1.40%        | 2.04%        | 2.20%        | 1.82%        |
| # Loans            | 35           | 38           | 41           | 22           | 33           | 37           | 33           |
| % # Loans          | 1.80%        | 1.96%        | 2.11%        | 1.13%        | 1.70%        | 1.91%        | 1.70%        |

| GROUP 2            | 21 PMTS      | 22 PMTS      | 23 PMTS      | 24 PMTS      | 25 PMTS      | 26 PMTS      | 27 PMTS      |
|--------------------|--------------|--------------|--------------|--------------|--------------|--------------|--------------|
| <b>DELINQUENT</b>  |              |              |              |              |              |              |              |
| Balance            | 551,432.33   | 926,789.18   | 220,704.58   | 97,793.17    | 379,174.64   | 599,895.45   | 190,835.47   |
| % Balance          | 0.17%        | 0.29%        | 0.07%        | 0.03%        | 0.12%        | 0.19%        | 0.06%        |
| # Loans            | 4            | 9            | 3            | 2            | 6            | 6            | 3            |
| % # Loans          | 0.21%        | 0.46%        | 0.15%        | 0.10%        | 0.31%        | 0.31%        | 0.15%        |
| <b>FORECLOSURE</b> |              |              |              |              |              |              |              |
| Balance            | 3,383,781.09 | 5,904,670.37 | 2,936,875.68 | 3,639,608.69 | 3,298,255.64 | 5,941,632.29 | 2,447,458.84 |
| % Balance          | 1.05%        | 1.83%        | 0.91%        | 1.13%        | 1.02%        | 1.85%        | 0.76%        |
| # Loans            | 15           | 20           | 12           | 15           | 11           | 16           | 7            |
| % # Loans          | 0.77%        | 1.03%        | 0.62%        | 0.77%        | 0.57%        | 0.82%        | 0.36%        |
| <b>BANKRUPTCY</b>  |              |              |              |              |              |              |              |
| Balance            | 0.00         | 0.00         | 0.00         | 0.00         | 0.00         | 154,171.70   | 102,694.23   |
| % Balance          | 0.00%        | 0.00%        | 0.00%        | 0.00%        | 0.00%        | 0.05%        | 0.03%        |
| # Loans            | 0            | 0            | 0            | 0            | 0            | 1            | 1            |
| % # Loans          | 0.00%        | 0.00%        | 0.00%        | 0.00%        | 0.00%        | 0.05%        | 0.05%        |
| <b>REO</b>         |              |              |              |              |              |              |              |
| Balance            | 494,511.42   | 2,033,143.47 | 1,930,023.12 | 238,770.12   | 792,803.85   | 1,021,454.21 | 1,520,607.99 |
| % Balance          | 0.15%        | 0.63%        | 0.60%        | 0.07%        | 0.25%        | 0.32%        | 0.47%        |
| # Loans            | 2            | 11           | 9            | 2            | 3            | 6            | 9            |
| % # Loans          | 0.10%        | 0.57%        | 0.46%        | 0.10%        | 0.15%        | 0.31%        | 0.46%        |
| <b>TOTAL</b>       |              |              |              |              |              |              |              |
| Balance            | 4,429,724.84 | 8,864,603.02 | 5,087,603.38 | 3,976,171.98 | 4,470,234.13 | 7,717,153.65 | 4,261,596.53 |
| % Balance          | 1.38%        | 2.75%        | 1.58%        | 1.24%        | 1.39%        | 2.40%        | 1.32%        |
| # Loans            | 21           | 40           | 24           | 19           | 20           | 29           | 20           |
| % # Loans          | 1.08%        | 2.06%        | 1.24%        | 0.98%        | 1.03%        | 1.49%        | 1.03%        |

## Mortgage Pass-Through Certificates

February 25, 2010 Distribution

| GROUP 2            | 28 PMTS      | 29 PMTS      | 30 PMTS    | 31 PMTS      | 32 PMTS      | 33 PMTS      | 34 PMTS      |
|--------------------|--------------|--------------|------------|--------------|--------------|--------------|--------------|
| <b>DELINQUENT</b>  |              |              |            |              |              |              |              |
| Balance            | 322,889.94   | 394,897.04   | 0.00       | 0.00         | 0.00         | 0.00         | 0.00         |
| % Balance          | 0.10%        | 0.12%        | 0.00%      | 0.00%        | 0.00%        | 0.00%        | 0.00%        |
| # Loans            | 2            | 4            | 0          | 0            | 0            | 0            | 0            |
| % # Loans          | 0.10%        | 0.21%        | 0.00%      | 0.00%        | 0.00%        | 0.00%        | 0.00%        |
| <b>FORECLOSURE</b> |              |              |            |              |              |              |              |
| Balance            | 2,189,159.87 | 5,825,305.63 | 822,923.65 | 1,724,297.51 | 956,239.05   | 1,878,496.92 | 946,071.32   |
| % Balance          | 0.68%        | 1.81%        | 0.26%      | 0.54%        | 0.30%        | 0.58%        | 0.29%        |
| # Loans            | 9            | 15           | 3          | 7            | 3            | 5            | 3            |
| % # Loans          | 0.46%        | 0.77%        | 0.15%      | 0.36%        | 0.15%        | 0.26%        | 0.15%        |
| <b>BANKRUPTCY</b>  |              |              |            |              |              |              |              |
| Balance            | 160,976.14   | 477,729.56   | 105,141.71 | 0.00         | 0.00         | 244,298.35   | 574,207.03   |
| % Balance          | 0.05%        | 0.15%        | 0.03%      | 0.00%        | 0.00%        | 0.08%        | 0.18%        |
| # Loans            | 1            | 1            | 1          | 0            | 0            | 1            | 1            |
| % # Loans          | 0.05%        | 0.05%        | 0.05%      | 0.00%        | 0.00%        | 0.05%        | 0.05%        |
| <b>REO</b>         |              |              |            |              |              |              |              |
| Balance            | 2,365,332.77 | 1,522,507.51 | 0.00       | 942,622.82   | 1,875,653.88 | 0.00         | 633,464.20   |
| % Balance          | 0.73%        | 0.47%        | 0.00%      | 0.29%        | 0.58%        | 0.00%        | 0.20%        |
| # Loans            | 9            | 5            | 0          | 4            | 4            | 0            | 2            |
| % # Loans          | 0.46%        | 0.26%        | 0.00%      | 0.21%        | 0.21%        | 0.00%        | 0.10%        |
| <b>TOTAL</b>       |              |              |            |              |              |              |              |
| Balance            | 5,038,358.72 | 8,220,439.74 | 928,065.36 | 2,666,920.33 | 2,831,892.93 | 2,122,795.27 | 2,153,742.55 |
| % Balance          | 1.57%        | 2.55%        | 0.29%      | 0.83%        | 0.88%        | 0.66%        | 0.67%        |
| # Loans            | 21           | 25           | 4          | 11           | 7            | 6            | 6            |
| % # Loans          | 1.08%        | 1.29%        | 0.21%      | 0.57%        | 0.36%        | 0.31%        | 0.31%        |

| GROUP 2            | 35 PMTS      | 36 PMTS      | 37 PMTS    | 38 PMTS    | 39 PMTS   | 40 PMTS | TOTAL          |
|--------------------|--------------|--------------|------------|------------|-----------|---------|----------------|
| <b>DELINQUENT</b>  |              |              |            |            |           |         |                |
| Balance            | 0.00         | 0.00         | 0.00       | 0.00       | 0.00      | 0.00    | 66,962,686.73  |
| % Balance          | 0.00%        | 0.00%        | 0.00%      | 0.00%      | 0.00%     | 0.00%   | 20.81%         |
| # Loans            | 0            | 0            | 0          | 0          | 0         | 0       | 468            |
| % # Loans          | 0.00%        | 0.00%        | 0.00%      | 0.00%      | 0.00%     | 0.00%   | 24.12%         |
| <b>FORECLOSURE</b> |              |              |            |            |           |         |                |
| Balance            | 739,489.92   | 1,550,837.69 | 461,500.62 | 640,666.10 | 51,750.64 | 0.00    | 115,036,260.00 |
| % Balance          | 0.23%        | 0.48%        | 0.14%      | 0.20%      | 0.02%     | 0.00%   | 35.75%         |
| # Loans            | 3            | 3            | 1          | 1          | 1         | 0       | 483            |
| % # Loans          | 0.15%        | 0.15%        | 0.05%      | 0.05%      | 0.05%     | 0.00%   | 24.90%         |
| <b>BANKRUPTCY</b>  |              |              |            |            |           |         |                |
| Balance            | 0.00         | 0.00         | 0.00       | 0.00       | 0.00      | 0.00    | 10,241,422.48  |
| % Balance          | 0.00%        | 0.00%        | 0.00%      | 0.00%      | 0.00%     | 0.00%   | 3.18%          |
| # Loans            | 0            | 0            | 0          | 0          | 0         | 0       | 75             |
| % # Loans          | 0.00%        | 0.00%        | 0.00%      | 0.00%      | 0.00%     | 0.00%   | 3.87%          |
| <b>REO</b>         |              |              |            |            |           |         |                |
| Balance            | 327,326.75   | 169,748.63   | 0.00       | 0.00       | 0.00      | 0.00    | 24,996,349.86  |
| % Balance          | 0.10%        | 0.05%        | 0.00%      | 0.00%      | 0.00%     | 0.00%   | 7.77%          |
| # Loans            | 1            | 1            | 0          | 0          | 0         | 0       | 117            |
| % # Loans          | 0.05%        | 0.05%        | 0.00%      | 0.00%      | 0.00%     | 0.00%   | 6.03%          |
| <b>TOTAL</b>       |              |              |            |            |           |         |                |
| Balance            | 1,066,816.67 | 1,720,586.32 | 461,500.62 | 640,666.10 | 51,750.64 | 0.00    | 217,236,719.07 |
| % Balance          | 0.33%        | 0.53%        | 0.14%      | 0.20%      | 0.02%     | 0.00%   | 67.50%         |
| # Loans            | 4            | 4            | 1          | 1          | 1         | 0       | 1,143          |
| % # Loans          | 0.21%        | 0.21%        | 0.05%      | 0.05%      | 0.05%     | 0.00%   | 58.92%         |

## Mortgage Pass-Through Certificates

February 25, 2010 Distribution

### REO Report

| Loan Number<br>&<br>Loan Group          | Original<br>Principal<br>Balance | Stated<br>Principal<br>Balance | Paid to<br>Date | Current<br>Note<br>Rate | State &<br>LTV at<br>Origination | Original<br>Term | First<br>Payment<br>Date |
|---|----------------------------------|--------------------------------|-----------------|-------------------------|----------------------------------|------------------|--------------------------|
| <b>Became REO Property this Period:</b> |                                  |                                |                 |                         |                                  |                  |                          |
| 2000387492 2                            | 126,825.00                       | 116,445.97                     | 01-Jan-2008     | 8.000%                  | OK - 95.00%                      | 360              | 01-Apr-2002              |
| 2000375389 2                            | 368,000.00                       | 367,978.76                     | 01-Apr-2009     | 8.990%                  | NC - 80.00%                      | 360              | 01-Jul-2006              |
| 2000378950 2                            | 660,000.00                       | 648,577.81                     | 01-Apr-2007     | 10.300%                 | NY - 100.00%                     | 360              | 01-Aug-2006              |
| 2000396414 2                            | 180,000.00                       | 175,219.13                     | 01-Dec-2008     | 9.100%                  | CT - 80.00%                      | 360              | 01-Nov-2006              |
| 2000399031 2                            | 370,500.00                       | 366,361.34                     | 01-Apr-2007     | 10.700%                 | NJ - 95.00%                      | 360              | 01-Nov-2006              |
| 2000399128 2                            | 136,800.00                       | 130,352.89                     | 01-Aug-2009     | 8.450%                  | TN - 90.00%                      | 360              | 01-Nov-2006              |
| 2000399214 1                            | 150,350.00                       | 147,574.98                     | 01-Apr-2009     | 10.450%                 | OH - 97.00%                      | 360              | 01-Dec-2006              |
| 2000399216 1                            | 124,200.00                       | 121,599.25                     | 01-Oct-2008     | 9.990%                  | WI - 90.00%                      | 360              | 01-Nov-2006              |
| 2000399280 1                            | 103,200.00                       | 101,917.97                     | 01-Jan-2008     | 8.200%                  | FL - 80.00%                      | 360              | 01-Nov-2006              |
| 2000399707 2                            | 208,000.00                       | 201,859.99                     | 01-Jul-2008     | 8.200%                  | FL - 80.00%                      | 360              | 01-Nov-2006              |
| 2000400003 1                            | 399,000.00                       | 390,121.23                     | 01-Sep-2007     | 9.400%                  | FL - 95.00%                      | 360              | 01-Dec-2006              |
| 2000400025 1                            | 116,000.00                       | 112,892.44                     | 01-Jul-2007     | 7.563%                  | IL - 80.00%                      | 360              | 01-Oct-2006              |
| 2000400028 2                            | 211,600.00                       | 211,600.00                     | 01-Oct-2007     | 7.550%                  | FL - 80.00%                      | 360              | 01-Dec-2006              |
| 2000400034 1                            | 275,405.00                       | 269,363.25                     | 01-Sep-2008     | 9.550%                  | MD - 95.00%                      | 360              | 01-Dec-2006              |
| 2000400199 1                            | 243,000.00                       | 237,979.96                     | 01-May-2008     | 7.125%                  | MI - 79.41%                      | 360              | 01-Nov-2006              |
| 2000400486 1                            | 255,500.00                       | 250,247.41                     | 01-Apr-2008     | 8.300%                  | CT - 94.98%                      | 360              | 01-Dec-2006              |
| 2000400527 1                            | 315,000.00                       | 308,856.60                     | 01-Feb-2007     | 10.200%                 | NJ - 90.00%                      | 360              | 01-Nov-2006              |
| 2000400567 1                            | 95,400.00                        | 93,682.87                      | 01-Apr-2008     | 7.737%                  | MI - 90.00%                      | 360              | 01-Nov-2006              |
| 2000400869 2                            | 194,864.00                       | 192,671.31                     | 01-Jul-2008     | 7.250%                  | FL - 80.00%                      | 360              | 01-Dec-2006              |
| 2000400871 1                            | 132,300.00                       | 130,764.09                     | 01-Apr-2008     | 8.400%                  | OH - 90.00%                      | 360              | 01-Dec-2006              |
| 2000400967 1                            | 89,100.00                        | 87,177.70                      | 01-May-2009     | 7.250%                  | MI - 90.00%                      | 360              | 01-Dec-2006              |
| 2000401294 2                            | 285,855.00                       | 281,081.04                     | 01-Sep-2008     | 10.990%                 | NC - 95.00%                      | 360              | 01-Dec-2006              |
| 2000401357 1                            | 351,500.00                       | 347,903.81                     | 01-Aug-2007     | 12.050%                 | FL - 95.00%                      | 360              | 01-Dec-2006              |
| 2000401479 2                            | 100,000.00                       | 100,000.00                     | 01-Feb-2008     | 8.800%                  | FL - 80.00%                      | 360              | 01-Dec-2006              |
| 2000401500 2                            | 54,000.00                        | 53,116.04                      | 01-Jun-2008     | 9.750%                  | FL - 90.00%                      | 360              | 01-Dec-2006              |
| 2000401507 2                            | 269,910.00                       | 267,773.18                     | 01-Jul-2009     | 9.700%                  | TX - 90.00%                      | 360              | 01-Dec-2006              |
| 2000401665 1                            | 113,200.00                       | 111,530.07                     | 01-Sep-2008     | 7.450%                  | FL - 83.85%                      | 360              | 01-Dec-2006              |
| 2000401943 1                            | 299,250.00                       | 293,215.69                     | 01-Feb-2008     | 9.990%                  | CO - 95.00%                      | 360              | 01-Dec-2006              |
| 2000402189 2                            | 100,584.00                       | 100,559.21                     | 01-Feb-2008     | 8.990%                  | FL - 80.00%                      | 360              | 01-Dec-2006              |
| 2000403105 1                            | 124,000.00                       | 121,091.28                     | 01-Dec-2007     | 9.100%                  | TX - 80.00%                      | 360              | 01-Jan-2007              |
| 2000403213 1                            | 380,000.00                       | 373,248.74                     | 01-Apr-2009     | 2.500%                  | CA - 93.83%                      | 360              | 01-Jan-2007              |
| 2000403518 1                            | 93,600.00                        | 91,933.33                      | 01-Mar-2008     | 8.500%                  | FL - 90.00%                      | 360              | 01-Jan-2007              |
| 2000403556 2                            | 172,000.00                       | 170,555.55                     | 01-Oct-2007     | 7.990%                  | FL - 80.00%                      | 360              | 01-Jan-2007              |
| 2000403730 2                            | 211,200.00                       | 204,800.70                     | 01-Oct-2007     | 7.700%                  | FL - 80.00%                      | 360              | 01-Jan-2007              |
| 2000403767 2                            | 129,210.00                       | 126,587.15                     | 01-May-2008     | 7.990%                  | FL - 73.00%                      | 360              | 01-Jan-2007              |
| 2000403808 2                            | 135,000.00                       | 134,312.82                     | 01-Aug-2007     | 9.850%                  | FL - 90.00%                      | 360              | 01-Jan-2007              |
| 2000403845 2                            | 101,400.00                       | 99,436.69                      | 01-Apr-2008     | 8.900%                  | IL - 78.00%                      | 360              | 01-Dec-2006              |
| 2000404481 2                            | 135,000.00                       | 132,693.22                     | 01-Sep-2008     | 10.700%                 | FL - 90.00%                      | 360              | 01-Jan-2007              |
| 2000404630 1                            | 134,000.00                       | 130,609.13                     | 01-Apr-2008     | 8.950%                  | FL - 100.00%                     | 360              | 01-Jan-2007              |
| 2000404719 1                            | 127,800.00                       | 125,741.37                     | 01-Feb-2009     | 9.900%                  | FL - 90.00%                      | 360              | 01-Jan-2007              |
| 2000405362 2                            | 238,000.00                       | 232,841.77                     | 01-Aug-2007     | 9.350%                  | FL - 100.00%                     | 360              | 01-Jan-2007              |
| 2000405968 2                            | 50,000.00                        | 49,115.21                      | 01-Jun-2008     | 9.150%                  | FL - 100.00%                     | 360              | 01-Jan-2007              |
| <b>TOTAL</b>                            | <b>8,360,553.00</b>              | <b>8,211,390.95</b>            |                 |                         |                                  |                  |                          |

## Mortgage Pass-Through Certificates

February 25, 2010 Distribution

| Loan Number<br>&<br>Loan Group                | Original<br>Principal<br>Balance | Stated<br>Principal<br>Balance | Paid to<br>Date | Current<br>Note<br>Rate | State &<br>LTV at<br>Origination | Original<br>Term | First<br>Payment<br>Date |
|---|----------------------------------|--------------------------------|-----------------|-------------------------|----------------------------------|------------------|--------------------------|
| <b>Became REO Property in a Prior Period:</b> |                                  |                                |                 |                         |                                  |                  |                          |
| 2000387248 2                                  | 121,000.00                       | 111,754.36                     | 01-Dec-2008     | 9.125%                  | MO - 95.00%                      | 180              | 01-Feb-2002              |
| 2000387250 2                                  | 78,400.00                        | 73,316.30                      | 01-Jun-2008     | 8.750%                  | OH - 80.00%                      | 360              | 01-Feb-2002              |
| 2000387282 2                                  | 76,050.00                        | 72,357.72                      | 01-Sep-2008     | 9.875%                  | MI - 90.00%                      | 360              | 01-Feb-2002              |
| 2000387286 2                                  | 61,500.00                        | 56,403.43                      | 01-Oct-2008     | 7.625%                  | MI - 75.00%                      | 180              | 01-Feb-2002              |
| 2000387320 2                                  | 115,000.00                       | 105,462.79                     | 01-Dec-2008     | 8.750%                  | NC - 100.00%                     | 180              | 01-Feb-2002              |
| 2000387450 2                                  | 165,750.00                       | 156,157.52                     | 01-Nov-2008     | 8.100%                  | MI - 85.00%                      | 360              | 01-Apr-2002              |
| 2000387544 2                                  | 59,500.00                        | 55,394.94                      | 01-May-2008     | 8.990%                  | TN - 85.00%                      | 360              | 01-May-2002              |
| 2000374244 1                                  | 202,500.00                       | 198,539.77                     | 01-Aug-2007     | 9.875%                  | ME - 90.00%                      | 360              | 01-Jul-2006              |
| 2000375864 1                                  | 198,220.00                       | 193,476.50                     | 01-Aug-2007     | 10.050%                 | FL - 85.00%                      | 360              | 01-Jul-2006              |
| 2000376001 2                                  | 270,000.00                       | 262,725.87                     | 01-Sep-2007     | 9.250%                  | MA - 90.00%                      | 360              | 01-Jul-2006              |
| 2000376090 1                                  | 55,250.00                        | 54,376.72                      | 01-Aug-2008     | 9.550%                  | OH - 85.00%                      | 360              | 01-Jul-2006              |
| 2000376208 1                                  | 121,500.00                       | 120,518.92                     | 01-Jan-2008     | 9.300%                  | OH - 90.00%                      | 360              | 01-Jul-2006              |
| 2000376732 1                                  | 119,000.00                       | 117,173.18                     | 01-Jun-2008     | 9.500%                  | MI - 85.00%                      | 360              | 01-Aug-2006              |
| 2000377066 2                                  | 157,140.00                       | 155,515.53                     | 01-Dec-2007     | 9.250%                  | MI - 90.00%                      | 360              | 01-Jul-2006              |
| 2000384057 1                                  | 116,000.00                       | 115,315.18                     | 01-Jan-2007     | 7.050%                  | OH - 80.00%                      | 360              | 01-Sep-2006              |
| 2000385781 2                                  | 117,000.00                       | 116,045.05                     | 01-Oct-2007     | 9.600%                  | FL - 90.00%                      | 360              | 01-Oct-2006              |
| 2000395878 1                                  | 60,450.00                        | 58,170.29                      | 01-Sep-2006     | 11.750%                 | OH - 65.00%                      | 180              | 01-Oct-2006              |
| 2000396336 2                                  | 148,500.00                       | 144,943.45                     | 01-Jul-2008     | 9.300%                  | WI - 90.00%                      | 360              | 01-Nov-2006              |
| 2000396401 2                                  | 426,500.00                       | 421,517.47                     | 01-Feb-2008     | 7.175%                  | CA - 89.98%                      | 360              | 01-Oct-2006              |
| 2000396455 2                                  | 375,250.00                       | 371,672.11                     | 01-Jun-2008     | 9.100%                  | FL - 95.00%                      | 360              | 01-Nov-2006              |
| 2000396466 2                                  | 576,555.00                       | 570,345.30                     | 01-Apr-2008     | 8.990%                  | CA - 95.00%                      | 360              | 01-Oct-2006              |
| 2000396527 2                                  | 247,000.00                       | 242,229.51                     | 01-Feb-2008     | 10.400%                 | LA - 95.00%                      | 360              | 01-Nov-2006              |
| 2000396592 1                                  | 161,600.00                       | 159,667.72                     | 01-Jun-2008     | 11.300%                 | FL - 80.00%                      | 360              | 01-Nov-2006              |
| 2000396654 2                                  | 192,800.00                       | 188,811.52                     | 01-Sep-2007     | 10.200%                 | OH - 80.00%                      | 360              | 01-Oct-2006              |
| 2000396887 1                                  | 135,000.00                       | 133,977.05                     | 01-Mar-2008     | 9.950%                  | FL - 90.00%                      | 360              | 01-Nov-2006              |
| 2000396948 1                                  | 144,500.00                       | 141,450.07                     | 01-Jul-2007     | 9.950%                  | IN - 85.00%                      | 360              | 01-Nov-2006              |
| 2000397354 2                                  | 468,000.00                       | 468,000.00                     | 01-Jul-2007     | 8.950%                  | DC - 80.00%                      | 360              | 01-Nov-2006              |
| 2000397578 2                                  | 170,000.00                       | 166,550.54                     | 01-Apr-2008     | 10.150%                 | PA - 100.00%                     | 360              | 01-Nov-2006              |
| 2000397783 2                                  | 236,000.00                       | 231,126.30                     | 01-Jul-2007     | 8.750%                  | FL - 80.00%                      | 360              | 01-Nov-2006              |
| 2000397870 2                                  | 340,000.00                       | 334,455.03                     | 01-Aug-2007     | 9.950%                  | FL - 100.00%                     | 360              | 01-Nov-2006              |
| 2000397922 2                                  | 143,920.00                       | 143,911.62                     | 01-Feb-2008     | 6.990%                  | PA - 80.00%                      | 360              | 01-Nov-2006              |
| 2000398070 1                                  | 207,000.00                       | 202,723.67                     | 01-Nov-2007     | 9.100%                  | IL - 94.09%                      | 360              | 01-Nov-2006              |
| 2000398577 1                                  | 174,150.00                       | 173,292.11                     | 01-May-2009     | 10.900%                 | MI - 90.00%                      | 360              | 01-Nov-2006              |
| 2000398664 2                                  | 228,000.00                       | 225,171.77                     | 01-Feb-2007     | 10.750%                 | FL - 95.00%                      | 360              | 01-Nov-2006              |
| 2000398676 1                                  | 148,500.00                       | 145,335.20                     | 01-Oct-2008     | 9.900%                  | TN - 90.00%                      | 360              | 01-Nov-2006              |
| 2000398704 2                                  | 176,000.00                       | 170,357.48                     | 01-Feb-2008     | 7.650%                  | FL - 80.00%                      | 360              | 01-Nov-2006              |
| 2000398908 1                                  | 140,000.00                       | 137,557.54                     | 01-Jul-2007     | 10.450%                 | FL - 100.00%                     | 360              | 01-Nov-2006              |
| 2000399050 2                                  | 147,900.00                       | 144,583.82                     | 01-Feb-2008     | 9.640%                  | PA - 85.00%                      | 360              | 01-Nov-2006              |
| 2000399175 2                                  | 210,000.00                       | 200,234.08                     | 01-Feb-2009     | 8.800%                  | NC - 80.00%                      | 360              | 01-Nov-2006              |
| 2000399201 1                                  | 86,400.00                        | 84,742.55                      | 01-Oct-2007     | 9.150%                  | PA - 90.00%                      | 360              | 01-Nov-2006              |
| 2000399227 1                                  | 159,300.00                       | 157,194.47                     | 01-Aug-2007     | 10.990%                 | FL - 90.00%                      | 360              | 01-Nov-2006              |
| 2000399243 1                                  | 137,700.00                       | 135,517.83                     | 01-Jan-2009     | 9.700%                  | MO - 90.00%                      | 360              | 01-Nov-2006              |
| 2000399308 2                                  | 196,800.00                       | 194,797.32                     | 01-Jul-2007     | 7.550%                  | FL - 80.00%                      | 360              | 01-Nov-2006              |
| 2000399324 1                                  | 100,000.00                       | 97,622.45                      | 01-Jan-2008     | 6.250%                  | MI - 85.84%                      | 360              | 01-Nov-2006              |
| 2000399359 1                                  | 112,500.00                       | 112,439.57                     | 01-Dec-2007     | 7.250%                  | OH - 90.00%                      | 360              | 01-Nov-2006              |

## Mortgage Pass-Through Certificates

February 25, 2010 Distribution

| Loan Number<br>&<br>Loan Group | Original<br>Principal<br>Balance | Stated<br>Principal<br>Balance | Paid to<br>Date | Current<br>Note<br>Rate | State &<br>LTV at<br>Origination | Original<br>Term | First<br>Payment<br>Date |
|--------------------------------|----------------------------------|--------------------------------|-----------------|-------------------------|----------------------------------|------------------|--------------------------|
| 2000399394 2                   | 104,000.00                       | 101,894.77                     | 01-Sep-2007     | 9.990%                  | TX - 100.00%                     | 360              | 01-Dec-2006              |
| 2000399416 1                   | 146,200.00                       | 143,431.91                     | 01-May-2008     | 10.500%                 | MI - 89.69%                      | 360              | 01-Nov-2006              |
| 2000399502 2                   | 164,900.00                       | 162,786.64                     | 01-Jul-2007     | 11.200%                 | FL - 100.00%                     | 360              | 01-Nov-2006              |
| 2000399504 1                   | 137,750.00                       | 136,691.09                     | 01-May-2008     | 9.900%                  | NC - 95.00%                      | 360              | 01-Nov-2006              |
| 2000399538 2                   | 268,000.00                       | 267,996.85                     | 01-Aug-2007     | 9.400%                  | MN - 80.00%                      | 360              | 01-Dec-2006              |
| 2000399557 1                   | 270,000.00                       | 267,575.39                     | 01-Oct-2007     | 9.350%                  | FL - 90.00%                      | 360              | 01-Nov-2006              |
| 2000399588 2                   | 164,900.00                       | 160,695.77                     | 01-May-2008     | 8.950%                  | AR - 100.00%                     | 360              | 01-Nov-2006              |
| 2000399591 1                   | 216,000.00                       | 216,000.00                     | 01-Aug-2007     | 6.625%                  | FL - 90.00%                      | 360              | 01-Nov-2006              |
| 2000399614 1                   | 206,671.00                       | 202,090.90                     | 01-Aug-2007     | 9.700%                  | FL - 90.00%                      | 360              | 01-Nov-2006              |
| 2000399626 1                   | 82,500.00                        | 81,445.59                      | 01-May-2008     | 7.787%                  | MI - 100.00%                     | 360              | 01-Nov-2006              |
| 2000399642 1                   | 49,500.00                        | 48,921.32                      | 01-Aug-2008     | 10.850%                 | PA - 90.00%                      | 360              | 01-Dec-2006              |
| 2000399643 1                   | 152,000.00                       | 149,944.63                     | 01-Jul-2008     | 7.990%                  | WA - 80.00%                      | 360              | 01-Nov-2006              |
| 2000399709 1                   | 202,350.00                       | 196,134.89                     | 01-Jan-2009     | 8.150%                  | AZ - 95.00%                      | 360              | 01-Nov-2006              |
| 2000399732 1                   | 138,750.00                       | 137,028.38                     | 01-Sep-2008     | 6.125%                  | MD - 75.00%                      | 360              | 01-Nov-2006              |
| 2000399735 1                   | 284,000.00                       | 276,514.56                     | 01-Jan-2008     | 8.800%                  | MD - 80.00%                      | 360              | 01-Nov-2006              |
| 2000399744 1                   | 127,400.00                       | 124,951.60                     | 01-Sep-2007     | 10.425%                 | MA - 70.00%                      | 360              | 01-Nov-2006              |
| 2000399772 1                   | 198,400.00                       | 197,924.47                     | 01-Mar-2008     | 7.650%                  | AZ - 80.00%                      | 360              | 01-Nov-2006              |
| 2000399801 1                   | 125,000.00                       | 120,870.26                     | 01-Jan-2009     | 10.350%                 | AL - 76.45%                      | 360              | 01-Nov-2006              |
| 2000399846 2                   | 195,300.00                       | 191,953.54                     | 01-Apr-2008     | 10.850%                 | AR - 90.00%                      | 360              | 01-Dec-2006              |
| 2000399864 2                   | 70,400.00                        | 69,427.63                      | 01-Sep-2007     | 10.800%                 | OH - 80.00%                      | 360              | 01-Dec-2006              |
| 2000399940 2                   | 345,800.00                       | 340,039.24                     | 01-Aug-2007     | 10.990%                 | UT - 95.00%                      | 360              | 01-Dec-2006              |
| 2000399959 2                   | 127,500.00                       | 124,835.84                     | 01-Jan-2008     | 9.850%                  | IL - 85.00%                      | 360              | 01-Dec-2006              |
| 2000400013 1                   | 121,000.00                       | 119,716.79                     | 01-Dec-2008     | 7.625%                  | AZ - 60.50%                      | 360              | 01-Dec-2006              |
| 2000400056 1                   | 108,000.00                       | 104,824.36                     | 01-Dec-2008     | 8.150%                  | MI - 80.00%                      | 360              | 01-Nov-2006              |
| 2000400145 1                   | 256,000.00                       | 249,809.76                     | 01-Nov-2008     | 9.250%                  | NC - 68.27%                      | 360              | 01-Nov-2006              |
| 2000400204 1                   | 318,250.00                       | 312,346.30                     | 01-Sep-2008     | 9.990%                  | DC - 95.00%                      | 360              | 01-Dec-2006              |
| 2000400217 1                   | 100,000.00                       | 98,786.36                      | 01-Feb-2009     | 9.100%                  | MI - 80.00%                      | 360              | 01-Dec-2006              |
| 2000400239 1                   | 166,000.00                       | 161,668.55                     | 01-Nov-2007     | 8.700%                  | FL - 79.05%                      | 360              | 01-Dec-2006              |
| 2000400255 1                   | 100,800.00                       | 98,067.27                      | 01-Nov-2008     | 8.350%                  | MI - 79.37%                      | 360              | 01-Dec-2006              |
| 2000400380 2                   | 510,000.00                       | 509,999.50                     | 01-Jun-2008     | 7.875%                  | CA - 89.16%                      | 360              | 01-Dec-2006              |
| 2000400397 2                   | 360,000.00                       | 360,000.00                     | 01-Sep-2007     | 7.875%                  | CA - 80.00%                      | 360              | 01-Dec-2006              |
| 2000400441 1                   | 365,500.00                       | 353,178.40                     | 01-Jul-2007     | 6.900%                  | MD - 85.00%                      | 360              | 01-Dec-2006              |
| 2000400449 2                   | 100,800.00                       | 99,594.78                      | 01-Sep-2007     | 11.300%                 | TN - 80.00%                      | 360              | 01-Dec-2006              |
| 2000400466 2                   | 225,000.00                       | 219,051.13                     | 01-Mar-2008     | 8.500%                  | CA - 90.00%                      | 360              | 01-Dec-2006              |
| 2000400505 1                   | 118,750.00                       | 116,219.71                     | 01-Sep-2007     | 9.750%                  | IL - 95.00%                      | 360              | 01-Dec-2006              |
| 2000400548 1                   | 112,000.00                       | 108,956.21                     | 01-Oct-2008     | 8.250%                  | FL - 80.00%                      | 360              | 01-Dec-2006              |
| 2000400560 2                   | 372,000.00                       | 372,000.00                     | 01-Jul-2008     | 7.375%                  | CA - 80.00%                      | 360              | 01-Dec-2006              |
| 2000400736 1                   | 93,400.00                        | 90,499.31                      | 01-Feb-2008     | 8.000%                  | WA - 75.32%                      | 360              | 01-Dec-2006              |
| 2000400761 1                   | 154,800.00                       | 151,197.69                     | 01-Jan-2008     | 9.000%                  | MI - 90.00%                      | 360              | 01-Dec-2006              |
| 2000400781 1                   | 234,600.00                       | 228,080.04                     | 01-Aug-2008     | 8.050%                  | VA - 85.00%                      | 360              | 01-Dec-2006              |
| 2000400820 2                   | 123,210.00                       | 133,598.27                     | 01-May-2009     | 7.000%                  | TX - 90.00%                      | 360              | 01-Dec-2006              |
| 2000400821 1                   | 148,000.00                       | 148,000.00                     | 01-May-2008     | 7.150%                  | FL - 80.00%                      | 360              | 01-Dec-2006              |
| 2000400868 2                   | 240,750.00                       | 236,748.34                     | 01-Aug-2008     | 9.700%                  | OH - 90.00%                      | 360              | 01-Dec-2006              |
| 2000400927 1                   | 87,200.00                        | 85,461.86                      | 01-Apr-2009     | 7.750%                  | MI - 80.00%                      | 360              | 01-Nov-2006              |
| 2000400943 1                   | 348,000.00                       | 340,474.01                     | 01-Aug-2007     | 9.550%                  | OR - 80.00%                      | 360              | 01-Dec-2006              |
| 2000400961 1                   | 261,250.00                       | 253,768.88                     | 01-Jan-2008     | 6.850%                  | FL - 95.00%                      | 360              | 01-Nov-2006              |
| 2000400976 1                   | 105,000.00                       | 102,703.30                     | 01-Sep-2008     | 9.650%                  | OH - 79.55%                      | 360              | 01-Dec-2006              |

## Mortgage Pass-Through Certificates

February 25, 2010 Distribution

| Loan Number<br>&<br>Loan Group | Original<br>Principal<br>Balance | Stated<br>Principal<br>Balance | Paid to<br>Date | Current<br>Note<br>Rate | State &<br>LTV at<br>Origination | Original<br>Term | First<br>Payment<br>Date |
|--------------------------------|----------------------------------|--------------------------------|-----------------|-------------------------|----------------------------------|------------------|--------------------------|
| 2000400988 1                   | 224,000.00                       | 224,000.00                     | 01-Sep-2008     | 7.650%                  | MD - 80.00%                      | 360              | 01-Dec-2006              |
| 2000401007 2                   | 435,000.00                       | 428,248.81                     | 01-Jan-2008     | 9.990%                  | FL - 100.00%                     | 360              | 01-Dec-2006              |
| 2000401019 1                   | 324,000.00                       | 314,620.70                     | 01-May-2008     | 8.150%                  | DC - 90.00%                      | 360              | 01-Dec-2006              |
| 2000401028 1                   | 55,800.00                        | 55,195.06                      | 01-Mar-2008     | 9.900%                  | MI - 90.00%                      | 360              | 01-Dec-2006              |
| 2000401035 1                   | 139,000.00                       | 135,921.96                     | 01-Sep-2007     | 9.450%                  | PA - 100.00%                     | 360              | 01-Dec-2006              |
| 2000401038 1                   | 50,000.00                        | 49,201.73                      | 01-Oct-2007     | 11.200%                 | NC - 100.00%                     | 360              | 01-Dec-2006              |
| 2000401056 2                   | 301,600.00                       | 299,333.59                     | 01-Feb-2008     | 8.990%                  | FL - 80.00%                      | 360              | 01-Dec-2006              |
| 2000401086 1                   | 84,000.00                        | 82,983.76                      | 01-Feb-2009     | 8.150%                  | NC - 80.00%                      | 360              | 01-Dec-2006              |
| 2000401114 1                   | 104,000.00                       | 101,574.65                     | 01-Feb-2009     | 9.490%                  | TX - 80.00%                      | 360              | 01-Dec-2006              |
| 2000401116 1                   | 114,400.00                       | 110,929.77                     | 01-Feb-2009     | 7.900%                  | TN - 76.93%                      | 360              | 01-Dec-2006              |
| 2000401134 2                   | 63,750.00                        | 62,771.87                      | 01-Aug-2008     | 9.890%                  | OH - 75.00%                      | 360              | 01-Dec-2006              |
| 2000401154 2                   | 289,750.00                       | 285,432.70                     | 01-May-2007     | 10.400%                 | FL - 95.00%                      | 360              | 01-Dec-2006              |
| 2000401210 1                   | 80,000.00                        | 78,103.49                      | 01-Jul-2008     | 7.137%                  | MI - 64.00%                      | 360              | 01-Nov-2006              |
| 2000401282 1                   | 144,500.00                       | 142,893.34                     | 01-Feb-2009     | 8.250%                  | AZ - 85.00%                      | 360              | 01-Dec-2006              |
| 2000401302 1                   | 137,199.00                       | 134,859.41                     | 01-Mar-2008     | 10.850%                 | VA - 70.00%                      | 360              | 01-Dec-2006              |
| 2000401349 1                   | 180,800.00                       | 180,800.00                     | 01-Aug-2007     | 7.000%                  | MN - 80.00%                      | 360              | 01-Dec-2006              |
| 2000401417 2                   | 50,000.00                        | 48,770.98                      | 01-Feb-2009     | 7.125%                  | WV - 64.52%                      | 360              | 01-Dec-2006              |
| 2000401490 1                   | 119,000.00                       | 117,641.39                     | 01-Mar-2009     | 8.650%                  | CA - 37.78%                      | 360              | 01-Dec-2006              |
| 2000401571 2                   | 180,405.00                       | 176,774.79                     | 01-Apr-2008     | 9.150%                  | FL - 95.00%                      | 360              | 01-Dec-2006              |
| 2000401621 2                   | 268,000.00                       | 268,000.00                     | 01-Oct-2008     | 9.150%                  | AZ - 83.75%                      | 360              | 01-Dec-2006              |
| 2000401693 2                   | 171,309.00                       | 166,162.66                     | 01-Dec-2008     | 7.800%                  | TX - 80.00%                      | 360              | 01-Dec-2006              |
| 2000401720 1                   | 180,000.00                       | 176,056.61                     | 01-Apr-2008     | 7.375%                  | MN - 80.00%                      | 360              | 01-Dec-2006              |
| 2000401756 1                   | 157,500.00                       | 155,917.13                     | 01-Mar-2009     | 8.850%                  | GA - 90.00%                      | 360              | 01-Dec-2006              |
| 2000401762 1                   | 152,600.00                       | 148,424.84                     | 01-Aug-2007     | 8.450%                  | FL - 70.00%                      | 360              | 01-Dec-2006              |
| 2000401804 2                   | 156,720.00                       | 152,546.77                     | 01-Feb-2008     | 9.250%                  | OH - 80.00%                      | 360              | 01-Dec-2006              |
| 2000401861 1                   | 128,000.00                       | 124,172.02                     | 01-Apr-2008     | 7.700%                  | VA - 80.00%                      | 360              | 01-Dec-2006              |
| 2000401928 1                   | 104,000.00                       | 100,886.57                     | 01-Aug-2008     | 7.800%                  | VA - 74.29%                      | 360              | 01-Dec-2006              |
| 2000401952 1                   | 270,000.00                       | 269,816.90                     | 01-Jul-2008     | 6.990%                  | FL - 72.58%                      | 360              | 01-Dec-2006              |
| 2000401998 1                   | 70,200.00                        | 62,075.76                      | 01-Apr-2009     | 9.400%                  | NC - 90.00%                      | 180              | 01-Dec-2006              |
| 2000402008 1                   | 70,800.00                        | 69,296.14                      | 01-Feb-2009     | 7.250%                  | MI - 80.00%                      | 360              | 01-Dec-2006              |
| 2000402022 1                   | 113,525.00                       | 110,795.25                     | 01-Mar-2009     | 8.650%                  | GA - 95.00%                      | 360              | 01-Dec-2006              |
| 2000402031 2                   | 87,255.00                        | 85,355.46                      | 01-May-2007     | 9.640%                  | GA - 90.00%                      | 360              | 01-Dec-2006              |
| 2000402098 1                   | 192,000.00                       | 186,896.54                     | 01-Nov-2008     | 8.900%                  | MO - 80.00%                      | 360              | 01-Dec-2006              |
| 2000402130 1                   | 116,000.00                       | 113,918.70                     | 01-Sep-2007     | 10.600%                 | MD - 80.00%                      | 360              | 01-Dec-2006              |
| 2000402144 1                   | 400,000.00                       | 394,711.85                     | 01-Sep-2008     | 7.550%                  | CA - 62.50%                      | 360              | 01-Dec-2006              |
| 2000402192 1                   | 185,300.00                       | 179,504.28                     | 01-Feb-2008     | 9.200%                  | NM - 85.00%                      | 360              | 01-Dec-2006              |
| 2000402215 1                   | 345,000.00                       | 344,892.19                     | 01-Dec-2008     | 7.500%                  | MD - 69.00%                      | 360              | 01-Dec-2006              |
| 2000402232 1                   | 139,485.00                       | 137,936.54                     | 01-Mar-2008     | 8.250%                  | AZ - 85.00%                      | 360              | 01-Dec-2006              |
| 2000402235 2                   | 120,000.00                       | 117,914.05                     | 01-May-2007     | 10.990%                 | NY - 80.00%                      | 360              | 01-Dec-2006              |
| 2000402267 2                   | 446,250.00                       | 446,250.00                     | 01-Nov-2007     | 8.250%                  | FL - 83.41%                      | 360              | 01-Nov-2006              |
| 2000386669 2                   | 220,000.00                       | 206,243.00                     | 01-Sep-2008     | 8.500%                  | MI - 80.00%                      | 360              | 01-Apr-2001              |
| 2000397059 2                   | 71,200.00                        | 70,186.34                      | 01-Sep-2008     | 10.800%                 | AL - 80.00%                      | 360              | 01-Nov-2006              |
| 2000400069 1                   | 410,000.00                       | 402,526.34                     | 01-Sep-2007     | 8.450%                  | FL - 100.00%                     | 360              | 01-Dec-2006              |
| 2000400147 1                   | 142,025.00                       | 140,806.31                     | 01-Apr-2008     | 8.550%                  | MI - 95.00%                      | 360              | 01-Dec-2006              |
| 2000401072 2                   | 71,100.00                        | 69,908.00                      | 01-Jan-2008     | 9.950%                  | MS - 90.00%                      | 360              | 01-Dec-2006              |
| 2000401535 1                   | 200,000.00                       | 196,308.43                     | 01-May-2008     | 10.450%                 | UT - 100.00%                     | 180              | 01-Dec-2006              |
| 2000401645 2                   | 122,400.00                       | 120,004.72                     | 01-Feb-2008     | 8.750%                  | MN - 80.00%                      | 360              | 01-Dec-2006              |

## Mortgage Pass-Through Certificates

February 25, 2010 Distribution

| Loan Number<br>&<br>Loan Group | Original<br>Principal<br>Balance | Stated<br>Principal<br>Balance | Paid to<br>Date | Current<br>Note<br>Rate | State &<br>LTV at<br>Origination | Original<br>Term | First<br>Payment<br>Date |
|--------------------------------|----------------------------------|--------------------------------|-----------------|-------------------------|----------------------------------|------------------|--------------------------|
| 2000402324 1                   | 75,600.00                        | 73,678.59                      | 01-Dec-2008     | 8.700%                  | LA - 90.00%                      | 360              | 01-Dec-2006              |
| 2000402335 1                   | 245,100.00                       | 243,753.43                     | 01-Jan-2008     | 10.950%                 | ID - 95.00%                      | 360              | 01-Dec-2006              |
| 2000402412 2                   | 279,000.00                       | 275,460.29                     | 01-Mar-2008     | 9.600%                  | CA - 90.00%                      | 360              | 01-Dec-2006              |
| 2000402437 2                   | 171,500.00                       | 169,748.63                     | 01-Dec-2006     | 11.300%                 | MD - 70.00%                      | 360              | 01-Dec-2006              |
| 2000402438 2                   | 146,200.00                       | 144,933.28                     | 01-Apr-2008     | 8.600%                  | MI - 85.00%                      | 360              | 01-Dec-2006              |
| 2000402572 2                   | 226,800.00                       | 225,091.88                     | 01-Jan-2008     | 8.650%                  | FL - 90.00%                      | 360              | 01-Dec-2006              |
| 2000402654 1                   | 346,400.00                       | 336,662.74                     | 01-Oct-2007     | 7.750%                  | CA - 80.00%                      | 360              | 01-Dec-2006              |
| 2000402684 1                   | 208,800.00                       | 202,968.58                     | 01-Feb-2008     | 7.990%                  | FL - 90.00%                      | 360              | 01-Dec-2006              |
| 2000402709 2                   | 74,200.00                        | 73,111.95                      | 01-Sep-2007     | 10.300%                 | PA - 100.00%                     | 360              | 01-Dec-2006              |
| 2000402832 2                   | 236,000.00                       | 230,878.54                     | 01-Sep-2007     | 9.550%                  | TX - 80.00%                      | 360              | 01-Dec-2006              |
| 2000402872 1                   | 190,000.00                       | 190,000.00                     | 01-Oct-2008     | 8.350%                  | VA - 60.32%                      | 360              | 01-Dec-2006              |
| 2000402905 1                   | 113,310.00                       | 111,098.03                     | 01-Feb-2009     | 10.300%                 | NC - 90.00%                      | 360              | 01-Dec-2006              |
| 2000402960 1                   | 135,900.00                       | 133,209.94                     | 01-Jul-2008     | 10.500%                 | MD - 90.00%                      | 360              | 01-Jan-2007              |
| 2000402983 2                   | 270,000.00                       | 270,000.00                     | 01-Jan-2008     | 8.300%                  | MD - 77.14%                      | 360              | 01-Dec-2006              |
| 2000403081 2                   | 160,000.00                       | 157,079.89                     | 01-Apr-2007     | 10.450%                 | FL - 80.00%                      | 360              | 01-Dec-2006              |
| 2000403091 1                   | 113,400.00                       | 111,070.98                     | 01-Jan-2008     | 10.200%                 | PA - 90.00%                      | 360              | 01-Dec-2006              |
| 2000403112 1                   | 130,150.00                       | 129,445.32                     | 01-Jan-2008     | 8.725%                  | MN - 95.00%                      | 360              | 01-Dec-2006              |
| 2000403217 2                   | 355,000.00                       | 350,568.14                     | 01-Aug-2007     | 9.850%                  | FL - 100.00%                     | 360              | 01-Jan-2007              |
| 2000403227 1                   | 236,000.00                       | 232,930.85                     | 01-Jan-2007     | 9.700%                  | NV - 80.00%                      | 360              | 01-Jan-2007              |
| 2000403228 1                   | 211,500.00                       | 211,500.00                     | 01-Sep-2007     | 8.990%                  | AZ - 90.00%                      | 360              | 01-Jan-2007              |
| 2000403429 1                   | 194,500.00                       | 190,762.77                     | 01-Oct-2007     | 8.150%                  | FL - 63.77%                      | 360              | 01-Jan-2007              |
| 2000403519 1                   | 144,000.00                       | 142,698.30                     | 01-Mar-2007     | 7.875%                  | WA - 90.00%                      | 360              | 01-Dec-2006              |
| 2000403564 2                   | 141,100.00                       | 138,099.28                     | 01-Feb-2008     | 9.650%                  | OH - 85.00%                      | 360              | 01-Dec-2006              |
| 2000403599 1                   | 162,000.00                       | 160,569.14                     | 01-Dec-2008     | 7.375%                  | MI - 79.80%                      | 360              | 01-Dec-2006              |
| 2000403630 1                   | 126,000.00                       | 123,003.63                     | 01-Feb-2009     | 8.550%                  | MI - 90.00%                      | 360              | 01-Jan-2007              |
| 2000403669 2                   | 265,000.00                       | 258,332.92                     | 01-Sep-2008     | 7.000%                  | WV - 100.00%                     | 360              | 01-Dec-2006              |
| 2000403688 2                   | 148,500.00                       | 147,344.95                     | 01-Apr-2008     | 9.650%                  | NV - 90.00%                      | 360              | 01-Jan-2007              |
| 2000403826 1                   | 169,200.00                       | 166,827.85                     | 01-Mar-2008     | 10.450%                 | FL - 90.00%                      | 360              | 01-Jan-2007              |
| 2000403834 1                   | 73,500.00                        | 72,543.72                      | 01-Feb-2008     | 9.475%                  | MI - 70.00%                      | 360              | 01-Dec-2006              |
| 2000403914 2                   | 464,250.00                       | 453,920.61                     | 01-May-2007     | 9.375%                  | CT - 94.75%                      | 360              | 01-Jan-2007              |
| 2000403937 2                   | 162,000.00                       | 159,157.10                     | 01-Jan-2008     | 9.400%                  | IL - 90.00%                      | 360              | 01-Dec-2006              |
| 2000403974 2                   | 130,500.00                       | 129,198.56                     | 01-Jan-2009     | 8.750%                  | NC - 90.00%                      | 360              | 01-Jan-2007              |
| 2000403975 1                   | 128,000.00                       | 126,141.62                     | 01-Feb-2008     | 7.100%                  | VA - 80.00%                      | 360              | 01-Jan-2007              |
| 2000404096 1                   | 388,450.00                       | 388,450.00                     | 01-Jan-2008     | 8.250%                  | MA - 85.00%                      | 360              | 01-Jan-2007              |
| 2000404098 2                   | 174,800.00                       | 172,010.18                     | 01-Oct-2007     | 11.050%                 | VT - 95.00%                      | 360              | 01-Jan-2007              |
| 2000404176 1                   | 360,000.00                       | 352,185.12                     | 01-Oct-2007     | 9.500%                  | FL - 75.00%                      | 360              | 01-Jan-2007              |
| 2000404194 2                   | 85,000.00                        | 83,254.59                      | 01-Dec-2007     | 10.990%                 | OH - 85.00%                      | 360              | 01-Dec-2006              |
| 2000404223 2                   | 112,000.00                       | 110,876.66                     | 01-Nov-2008     | 8.750%                  | MO - 95.00%                      | 360              | 01-Jan-2007              |
| 2000404240 2                   | 131,800.00                       | 129,383.46                     | 01-Nov-2007     | 8.990%                  | FL - 79.98%                      | 360              | 01-Jan-2007              |
| 2000404276 2                   | 81,000.00                        | 79,434.75                      | 01-Jan-2008     | 8.750%                  | PA - 90.00%                      | 360              | 01-Jan-2007              |
| 2000404289 1                   | 127,500.00                       | 124,984.78                     | 01-Jan-2009     | 8.350%                  | MI - 85.00%                      | 360              | 01-Jan-2007              |
| 2000404361 1                   | 150,000.00                       | 148,042.07                     | 01-Sep-2007     | 7.650%                  | MS - 74.07%                      | 360              | 01-Jan-2007              |
| 2000404378 1                   | 360,000.00                       | 355,110.71                     | 01-May-2008     | 7.650%                  | MD - 80.00%                      | 360              | 01-Jan-2007              |
| 2000404383 2                   | 164,800.00                       | 160,810.45                     | 01-Aug-2008     | 8.900%                  | KS - 80.00%                      | 360              | 01-Jan-2007              |
| 2000404407 2                   | 195,000.00                       | 191,047.26                     | 01-May-2008     | 9.850%                  | CA - 75.00%                      | 360              | 01-Jan-2007              |
| 2000404514 2                   | 135,000.00                       | 134,162.93                     | 01-Sep-2007     | 9.500%                  | MI - 90.00%                      | 360              | 01-Jan-2007              |
| 2000404637 1                   | 96,300.00                        | 94,513.91                      | 01-Feb-2009     | 9.650%                  | MI - 90.00%                      | 360              | 01-Jan-2007              |

## Mortgage Pass-Through Certificates

February 25, 2010 Distribution

| Loan Number<br>&<br>Loan Group | Original<br>Principal<br>Balance | Stated<br>Principal<br>Balance | Paid to<br>Date | Current<br>Note<br>Rate | State &<br>LTV at<br>Origination | Original<br>Term | First<br>Payment<br>Date |
|--------------------------------|----------------------------------|--------------------------------|-----------------|-------------------------|----------------------------------|------------------|--------------------------|
| 2000404810 1                   | 136,500.00                       | 133,507.99                     | 01-Feb-2008     | 9.450%                  | OH - 87.50%                      | 360              | 01-Jan-2007              |
| 2000404863 2                   | 151,200.00                       | 151,200.00                     | 01-Jun-2008     | 8.250%                  | FL - 80.00%                      | 360              | 01-Jan-2007              |
| 2000404904 1                   | 247,500.00                       | 242,722.74                     | 01-Dec-2007     | 8.625%                  | FL - 90.00%                      | 360              | 01-Jan-2007              |
| 2000404908 1                   | 113,900.00                       | 112,323.53                     | 01-Jan-2007     | 11.750%                 | AR - 85.00%                      | 360              | 01-Jan-2007              |
| 2000405107 1                   | 157,600.00                       | 154,467.64                     | 01-Jul-2008     | 9.950%                  | LA - 80.00%                      | 360              | 01-Jan-2007              |
| 2000405430 2                   | 495,000.00                       | 495,000.00                     | 01-Jan-2009     | 7.250%                  | WY - 75.00%                      | 360              | 01-Jan-2007              |
| 2000405520 1                   | 400,000.00                       | 396,036.73                     | 01-Nov-2007     | 8.000%                  | MN - 74.07%                      | 360              | 01-Dec-2006              |
| 2000405559 1                   | 178,200.00                       | 178,200.00                     | 01-Jul-2008     | 8.550%                  | FL - 90.00%                      | 360              | 01-Jan-2007              |
| 2000405714 2                   | 230,365.00                       | 228,697.81                     | 01-Aug-2007     | 8.990%                  | FL - 95.00%                      | 360              | 01-Jan-2007              |
| 2000405764 2                   | 414,000.00                       | 408,292.43                     | 01-Feb-2007     | 8.500%                  | NY - 90.00%                      | 360              | 01-Jan-2007              |
| 2000405778 2                   | 91,200.00                        | 89,736.94                      | 01-Nov-2008     | 6.800%                  | OH - 85.23%                      | 360              | 01-Jan-2007              |
| 2000405806 1                   | 80,750.00                        | 79,470.98                      | 01-Jun-2008     | 8.550%                  | MI - 85.00%                      | 360              | 01-Dec-2006              |
| 2000405831 1                   | 54,750.00                        | 54,436.79                      | 01-Dec-2006     | 10.640%                 | IN - 75.00%                      | 360              | 01-Jan-2007              |
| 2000405863 1                   | 153,000.00                       | 150,649.13                     | 01-May-2008     | 9.970%                  | CA - 90.00%                      | 360              | 01-Jan-2007              |
| 2000405900 1                   | 79,000.00                        | 77,563.50                      | 01-Nov-2008     | 11.100%                 | MI - 100.00%                     | 360              | 01-Jan-2007              |
| 2000405994 2                   | 220,500.00                       | 217,170.39                     | 01-Nov-2007     | 9.000%                  | CT - 90.00%                      | 360              | 01-Jan-2007              |
| 2000406015 2                   | 480,000.00                       | 465,797.25                     | 01-Jul-2007     | 8.550%                  | FL - 80.00%                      | 360              | 01-Jan-2007              |
| 2000406027 2                   | 148,665.00                       | 146,442.73                     | 01-Oct-2007     | 10.200%                 | FL - 85.00%                      | 360              | 01-Jan-2007              |
| 2000406054 2                   | 460,800.00                       | 456,900.77                     | 01-Jan-2008     | 9.350%                  | FL - 90.00%                      | 360              | 01-Jan-2007              |
| 2000406126 1                   | 176,000.00                       | 174,259.20                     | 01-May-2009     | 8.800%                  | WY - 80.00%                      | 360              | 01-Jan-2007              |
| 2000406146 2                   | 288,150.00                       | 281,916.24                     | 01-May-2008     | 9.450%                  | CA - 85.00%                      | 360              | 01-Jan-2007              |
| 2000406214 2                   | 294,500.00                       | 292,258.33                     | 01-Aug-2007     | 8.200%                  | FL - 95.00%                      | 360              | 01-Jan-2007              |
| 2000406370 1                   | 153,000.00                       | 151,710.18                     | 01-Nov-2007     | 8.900%                  | FL - 90.00%                      | 360              | 01-Jan-2007              |
| 2000406438 2                   | 335,750.00                       | 327,326.75                     | 01-Jan-2007     | 8.750%                  | OR - 85.00%                      | 360              | 01-Jan-2007              |
| 2000406439 2                   | 207,000.00                       | 201,599.65                     | 01-Apr-2008     | 7.950%                  |                                  | 360              | 01-Jan-2007              |
| 2000406450 2                   | 187,000.00                       | 184,162.78                     | 01-Aug-2007     | 11.300%                 | MD - 100.00%                     | 360              | 01-Jan-2007              |
| 2000406478 2                   | 712,500.00                       | 703,634.84                     | 01-Apr-2007     | 7.800%                  | FL - 95.00%                      | 360              | 01-Jan-2007              |
| TOTAL                          | 40,621,529.00                    | 39,965,952.81                  |                 |                         |                                  |                  |                          |
| TOTAL                          | 48,982,082.00                    | 48,177,343.76                  |                 |                         |                                  |                  |                          |

## Mortgage Pass-Through Certificates

February 25, 2010 Distribution

### Foreclosure Report

| Loan Number<br>&<br>Loan Group                  | Original<br>Principal<br>Balance | Stated<br>Principal<br>Balance | Paid to<br>Date | Current<br>Note<br>Rate | State &<br>LTV at<br>Origination | Original<br>Term | First<br>Payment<br>Date |
|---|----------------------------------|--------------------------------|-----------------|-------------------------|----------------------------------|------------------|--------------------------|
| <b>Became Foreclosure Property this Period:</b> |                                  |                                |                 |                         |                                  |                  |                          |
| 2000387287 2                                    | 69,840.00                        | 64,709.18                      | 01-Aug-2009     | 9.500%                  | WV - 97.00%                      | 180              | 01-Feb-2002              |
| 2000387403 2                                    | 58,320.00                        | 54,185.53                      | 01-Sep-2009     | 9.375%                  | NC - 80.00%                      | 360              | 01-Mar-2002              |
| 2000372890 2                                    | 165,600.00                       | 160,534.70                     | 01-Sep-2009     | 6.070%                  | WI - 80.00%                      | 360              | 01-Jun-2006              |
| 2000383097 1                                    | 220,000.00                       | 213,625.16                     | 01-Nov-2008     | 8.000%                  | ME - 80.00%                      | 360              | 01-Sep-2006              |
| 2000396111 2                                    | 111,150.00                       | 108,375.93                     | 01-Mar-2009     | 7.990%                  | MI - 95.00%                      | 360              | 01-Oct-2006              |
| 2000396729 1                                    | 127,800.00                       | 122,815.42                     | 01-Sep-2009     | 9.290%                  | PA - 90.00%                      | 360              | 01-Oct-2006              |
| 2000398649 1                                    | 308,750.00                       | 308,512.06                     | 01-Mar-2008     | 9.250%                  | PA - 95.00%                      | 360              | 01-Nov-2006              |
| 2000398691 2                                    | 405,300.00                       | 392,856.36                     | 01-Sep-2008     | 8.350%                  | FL - 70.00%                      | 360              | 01-Nov-2006              |
| 2000398701 2                                    | 204,000.00                       | 197,270.16                     | 01-Sep-2009     | 7.600%                  | FL - 71.83%                      | 360              | 01-Nov-2006              |
| 2000398725 2                                    | 620,000.00                       | 611,781.09                     | 01-Sep-2009     | 5.826%                  | MD - 84.35%                      | 360              | 01-Nov-2006              |
| 2000399125 1                                    | 68,000.00                        | 66,640.06                      | 01-Oct-2008     | 10.887%                 | MI - 85.00%                      | 360              | 01-Nov-2006              |
| 2000399161 2                                    | 330,000.00                       | 321,991.49                     | 01-Jun-2009     | 7.000%                  | NJ - 43.42%                      | 360              | 01-Nov-2006              |
| 2000399264 2                                    | 150,300.00                       | 147,127.95                     | 01-Jun-2009     | 9.950%                  | SC - 90.00%                      | 360              | 01-Nov-2006              |
| 2000399441 1                                    | 213,000.00                       | 210,474.48                     | 01-Sep-2009     | 4.875%                  | CA - 64.55%                      | 360              | 01-Nov-2006              |
| 2000399521 2                                    | 150,400.00                       | 150,400.00                     | 01-Jan-2009     | 9.900%                  | FL - 80.00%                      | 360              | 01-Nov-2006              |
| 2000399812 2                                    | 116,000.00                       | 111,997.59                     | 01-Sep-2009     | 7.125%                  | LA - 80.00%                      | 360              | 01-Dec-2006              |
| 2000399872 1                                    | 105,000.00                       | 100,897.28                     | 01-Jul-2009     | 6.000%                  | NY - 70.47%                      | 360              | 01-Nov-2006              |
| 2000399921 1                                    | 98,080.00                        | 97,949.51                      | 01-Jul-2009     | 10.150%                 | OH - 80.00%                      | 360              | 01-Dec-2006              |
| 2000400422 1                                    | 220,500.00                       | 216,546.75                     | 01-Sep-2009     | 7.750%                  | LA - 90.00%                      | 360              | 01-Dec-2006              |
| 2000400474 1                                    | 148,750.00                       | 145,961.65                     | 01-Aug-2008     | 10.400%                 | MO - 85.00%                      | 360              | 01-Dec-2006              |
| 2000400492 1                                    | 180,000.00                       | 175,536.43                     | 01-Aug-2009     | 8.150%                  | FL - 64.29%                      | 360              | 01-Dec-2006              |
| 2000400555 1                                    | 84,750.00                        | 82,436.42                      | 01-Mar-2009     | 8.990%                  | PA - 75.00%                      | 360              | 01-Dec-2006              |
| 2000400595 1                                    | 64,350.00                        | 63,269.91                      | 01-Sep-2009     | 10.800%                 | MI - 90.00%                      | 360              | 01-Dec-2006              |
| 2000400638 1                                    | 369,750.00                       | 369,750.00                     | 01-Jun-2008     | 6.000%                  | CA - 84.03%                      | 360              | 01-Dec-2006              |
| 2000400721 2                                    | 549,000.00                       | 536,368.56                     | 01-Jul-2007     | 7.875%                  | NY - 90.00%                      | 360              | 01-Dec-2006              |
| 2000400895 2                                    | 67,500.00                        | 59,542.07                      | 01-Sep-2009     | 9.150%                  | GA - 62.50%                      | 180              | 01-Dec-2006              |
| 2000400896 1                                    | 114,475.00                       | 110,561.05                     | 01-Sep-2009     | 7.250%                  | GA - 95.00%                      | 360              | 01-Dec-2006              |
| 2000400979 2                                    | 80,000.00                        | 78,470.16                      | 01-Feb-2009     | 10.300%                 | TX - 80.00%                      | 360              | 01-Dec-2006              |
| 2000401009 1                                    | 130,000.00                       | 125,865.32                     | 01-Aug-2009     | 7.700%                  | MI - 65.00%                      | 360              | 01-Nov-2006              |
| 2000401258 2                                    | 52,250.00                        | 51,076.48                      | 01-Aug-2009     | 10.950%                 | PA - 95.00%                      | 360              | 01-Dec-2006              |
| 2000401307 1                                    | 100,000.00                       | 98,338.38                      | 01-Sep-2009     | 9.600%                  | IN - 100.00%                     | 360              | 01-Nov-2006              |
| 2000401446 2                                    | 387,000.00                       | 382,899.29                     | 01-Oct-2007     | 8.450%                  | FL - 88.97%                      | 360              | 01-Dec-2006              |
| 2000401461 1                                    | 150,000.00                       | 149,125.90                     | 01-Sep-2009     | 9.150%                  | FL - 41.67%                      | 360              | 01-Dec-2006              |
| 2000401863 1                                    | 157,500.00                       | 153,717.35                     | 01-Sep-2009     | 9.300%                  | MI - 90.00%                      | 360              | 01-Dec-2006              |
| 2000402086 2                                    | 93,500.00                        | 90,989.81                      | 01-Apr-2009     | 8.550%                  | VA - 74.80%                      | 360              | 01-Dec-2006              |
| 2000402088 1                                    | 176,640.00                       | 173,359.83                     | 01-Jul-2009     | 9.850%                  | FL - 80.00%                      | 360              | 01-Dec-2006              |
| 2000402101 1                                    | 149,200.00                       | 147,775.62                     | 01-Jul-2008     | 8.950%                  | MD - 80.00%                      | 360              | 01-Dec-2006              |
| 2000402142 2                                    | 242,250.00                       | 234,949.57                     | 01-Mar-2009     | 8.500%                  | MI - 95.00%                      | 360              | 01-Dec-2006              |
| 2000402257 2                                    | 185,000.00                       | 180,502.61                     | 01-Jun-2009     | 8.125%                  | MA - 46.25%                      | 360              | 01-Nov-2006              |
| 2000380795 2                                    | 530,000.00                       | 517,490.22                     | 01-Jul-2009     | 8.000%                  | NJ - 89.98%                      | 360              | 01-Aug-2006              |
| 2000401478 1                                    | 161,500.00                       | 157,999.71                     | 01-Sep-2009     | 9.350%                  | MN - 85.00%                      | 360              | 01-Dec-2006              |
| 2000402409 2                                    | 160,000.00                       | 156,761.31                     | 01-Jul-2009     | 9.990%                  | NC - 74.77%                      | 360              | 01-Dec-2006              |
| 2000402579 2                                    | 138,400.00                       | 134,804.49                     | 01-Aug-2008     | 8.500%                  | FL - 80.00%                      | 360              | 01-Dec-2006              |
| 2000402638 1                                    | 188,000.00                       | 185,146.34                     | 01-Oct-2009     | 11.450%                 | PA - 100.00%                     | 360              | 01-Dec-2006              |

## Mortgage Pass-Through Certificates

February 25, 2010 Distribution

| Loan Number<br>&<br>Loan Group                        | Original<br>Principal<br>Balance | Stated<br>Principal<br>Balance | Paid to<br>Date | Current<br>Note<br>Rate | State &<br>LTV at<br>Origination | Original<br>Term | First<br>Payment<br>Date |
|---|----------------------------------|--------------------------------|-----------------|-------------------------|----------------------------------|------------------|--------------------------|
| 2000402726 1  | 202,500.00                       | 201,268.75                     | 01-Nov-2007     | 9.550%                  | FL - 90.00%                      | 360              | 01-Dec-2006              |
| 2000402973 1  | 75,000.00                        | 73,203.58                      | 01-Jun-2009     | 8.990%                  | PA - 62.50%                      | 360              | 01-Jan-2007              |
| 2000403017 2  | 248,000.00                       | 242,262.66                     | 01-Sep-2009     | 2.000%                  | FL - 80.00%                      | 360              | 01-Jan-2007              |
| 2000403306 2  | 59,900.00                        | 70,485.79                      | 01-Jul-2009     | 11.400%                 | IL - 100.00%                     | 360              | 01-Jan-2007              |
| 2000403309 1  | 126,000.00                       | 125,040.75                     | 01-Jul-2008     | 8.500%                  | WI - 90.00%                      | 360              | 01-Dec-2006              |
| 2000403345 2  | 184,000.00                       | 179,147.22                     | 01-Jul-2009     | 8.990%                  | TX - 80.00%                      | 360              | 01-Jan-2007              |
| 2000403530 1  | 79,600.00                        | 77,046.91                      | 01-Jul-2008     | 6.375%                  | GA - 80.00%                      | 360              | 01-Dec-2006              |
| 2000403540 1  | 220,900.00                       | 219,736.17                     | 01-Sep-2009     | 9.100%                  | GA - 95.00%                      | 360              | 01-Dec-2006              |
| 2000403579 2  | 238,500.00                       | 232,384.11                     | 01-Jul-2009     | 8.600%                  | NY - 90.00%                      | 360              | 01-Dec-2006              |
| 2000403605 2  | 249,400.00                       | 245,784.79                     | 01-Sep-2009     | 5.990%                  | FL - 58.00%                      | 360              | 01-Jan-2007              |
| 2000403935 1  | 82,800.00                        | 81,291.33                      | 01-Jun-2009     | 8.990%                  | PA - 90.00%                      | 360              | 01-Dec-2006              |
| 2000403992 1  | 322,000.00                       | 311,288.42                     | 01-Jul-2009     | 7.400%                  | NY - 75.77%                      | 360              | 01-Dec-2006              |
| 2000404091 1  | 93,600.00                        | 93,600.00                      | 01-Sep-2009     | 7.900%                  | FL - 80.00%                      | 360              | 01-Jan-2007              |
| 2000404148 1  | 110,400.00                       | 107,302.24                     | 01-Sep-2009     | 6.875%                  | MI - 80.00%                      | 360              | 01-Jan-2007              |
| 2000404167 2  | 79,500.00                        | 77,944.43                      | 01-Sep-2009     | 5.875%                  | PA - 75.00%                      | 360              | 01-Jan-2007              |
| 2000404336 1  | 60,000.00                        | 59,022.97                      | 01-Aug-2009     | 10.950%                 | PA - 80.00%                      | 360              | 01-Jan-2007              |
| 2000404610 1  | 150,500.00                       | 147,093.79                     | 01-Sep-2009     | 9.850%                  | PA - 70.00%                      | 360              | 01-Jan-2007              |
| 2000405073 2  | 114,400.00                       | 113,136.18                     | 01-Aug-2007     | 12.200%                 | FL - 55.00%                      | 360              | 01-Jan-2007              |
| 2000405158 1  | 277,500.00                       | 271,628.87                     | 01-Sep-2009     | 7.500%                  | CT - 75.00%                      | 360              | 01-Dec-2006              |
| 2000405631 1  | 136,500.00                       | 134,487.83                     | 01-Sep-2009     | 7.550%                  | VA - 65.00%                      | 360              | 01-Jan-2007              |
| 2000405676 2  | 105,000.00                       | 104,227.50                     | 01-Feb-2007     | 12.000%                 | VA - 100.00%                     | 180              | 01-Jan-2007              |
| 2000405688 1  | 263,500.00                       | 255,444.88                     | 01-Mar-2008     | 7.700%                  | NV - 85.00%                      | 360              | 01-Jan-2007              |
| 2000405827 1  | 452,400.00                       | 448,228.41                     | 01-Dec-2007     | 9.050%                  | MA - 87.00%                      | 360              | 01-Jan-2007              |
| 2000405832 1  | 83,900.00                        | 83,900.00                      | 01-Sep-2009     | 9.500%                  | SC - 62.66%                      | 360              | 01-Nov-2006              |
| 2000405927 1  | 156,000.00                       | 150,727.29                     | 01-Sep-2009     | 8.750%                  | NJ - 65.00%                      | 360              | 01-Jan-2007              |
| 2000405953 1  | 216,000.00                       | 213,222.97                     | 01-Sep-2009     | 7.850%                  | NJ - 80.00%                      | 360              | 01-Jan-2007              |
| <b>TOTAL</b>  | <b>12,789,655.00</b>             | <b>12,540,297.02</b>           |                 |                         |                                  |                  |                          |
| <b>Became Foreclosure Property in a Prior Period:</b> |                                  |                                |                 |                         |                                  |                  |                          |
| 2000387262 2  | 90,000.00                        | 84,338.80                      | 01-Jan-2008     | 8.875%                  | OH - 75.00%                      | 180              | 01-Feb-2002              |
| 2000387273 2  | 57,000.00                        | 51,750.64                      | 01-Sep-2006     | 7.990%                  | TN - 78.08%                      | 180              | 01-Feb-2002              |
| 2000387303 2  | 157,000.00                       | 146,285.90                     | 01-Jul-2009     | 9.500%                  | WV - 87.22%                      | 360              | 01-Feb-2002              |
| 2000387318 2  | 40,000.00                        | 27,818.58                      | 01-Jan-2007     | 8.500%                  | TN - 64.52%                      | 360              | 01-Mar-2002              |
| 2000387322 2  | 141,620.00                       | 133,364.71                     | 01-May-2009     | 10.625%                 | TN - 97.00%                      | 180              | 01-Mar-2002              |
| 2000387323 2  | 64,000.00                        | 59,190.74                      | 01-Mar-2009     | 8.375%                  | MO - 83.12%                      | 360              | 01-Feb-2002              |
| 2000387334 2  | 78,000.00                        | 70,690.99                      | 01-Apr-2009     | 7.990%                  | FL - 63.93%                      | 360              | 01-Mar-2002              |
| 2000387348 2  | 127,330.00                       | 119,068.48                     | 01-May-2009     | 9.625%                  | GA - 70.00%                      | 360              | 01-Mar-2002              |
| 2000387451 2  | 253,075.00                       | 233,962.60                     | 01-Apr-2009     | 5.500%                  | CT - 62.49%                      | 360              | 01-Apr-2002              |
| 2000387465 2  | 143,500.00                       | 136,640.84                     | 01-Apr-2009     | 11.375%                 | VA - 94.99%                      | 360              | 01-Apr-2002              |
| 2000387466 2  | 66,300.00                        | 62,965.75                      | 01-Nov-2008     | 9.875%                  | MI - 85.00%                      | 360              | 01-Apr-2002              |
| 2000387504 2  | 78,800.00                        | 73,543.74                      | 01-Jan-2009     | 8.750%                  | FL - 80.00%                      | 360              | 01-May-2002              |
| 2000387525 2  | 63,700.00                        | 55,344.71                      | 01-Apr-2009     | 8.875%                  | OH - 70.00%                      | 180              | 01-May-2002              |
| 2000387534 2  | 75,500.00                        | 70,663.99                      | 01-Jul-2009     | 9.250%                  | MI - 84.83%                      | 360              | 01-May-2002              |
| 2000387539 2  | 162,566.00                       | 151,683.96                     | 01-Nov-2008     | 8.990%                  | NV - 75.00%                      | 360              | 01-May-2002              |
| 2000372294 2  | 365,500.00                       | 365,234.27                     | 01-Mar-2009     | 8.550%                  | NV - 85.00%                      | 360              | 01-Jun-2006              |
| 2000373692 1  | 104,500.00                       | 103,833.37                     | 01-Oct-2008     | 8.000%                  | OH - 95.00%                      | 360              | 01-Jul-2006              |
| 2000374069 1  | 85,500.00                        | 84,025.76                      | 01-Nov-2008     | 8.900%                  | MI - 90.00%                      | 360              | 01-Jun-2006              |

## Mortgage Pass-Through Certificates

February 25, 2010 Distribution

| Loan Number<br>&<br>Loan Group | Original<br>Principal<br>Balance | Stated<br>Principal<br>Balance | Paid to<br>Date | Current<br>Note<br>Rate | State &<br>LTV at<br>Origination | Original<br>Term | First<br>Payment<br>Date |
|--------------------------------|----------------------------------|--------------------------------|-----------------|-------------------------|----------------------------------|------------------|--------------------------|
| 2000375004 1                   | 92,700.00                        | 90,580.77                      | 01-Jul-2009     | 9.600%                  | OH - 90.00%                      | 360              | 01-Jul-2006              |
| 2000375086 2                   | 94,500.00                        | 92,102.81                      | 01-Jul-2009     | 9.150%                  | OH - 90.00%                      | 360              | 01-Jul-2006              |
| 2000375832 1                   | 63,750.00                        | 63,530.00                      | 01-Jan-2009     | 8.990%                  | MO - 85.00%                      | 360              | 01-Jul-2006              |
| 2000376097 2                   | 567,000.00                       | 561,380.17                     | 01-Sep-2007     | 9.150%                  | NY - 90.00%                      | 360              | 01-Jul-2006              |
| 2000376383 1                   | 120,000.00                       | 116,203.05                     | 01-Dec-2007     | 8.200%                  | OH - 80.00%                      | 360              | 01-Jul-2006              |
| 2000376536 1                   | 165,750.00                       | 164,565.75                     | 01-Jan-2008     | 9.500%                  | OH - 85.00%                      | 360              | 01-Aug-2006              |
| 2000376971 1                   | 61,600.00                        | 61,110.14                      | 01-May-2007     | 7.900%                  | MI - 80.00%                      | 360              | 01-Jul-2006              |
| 2000377114 1                   | 288,000.00                       | 288,000.00                     | 01-May-2008     | 9.100%                  | IL - 80.00%                      | 360              | 01-Aug-2006              |
| 2000378416 1                   | 205,200.00                       | 204,236.53                     | 01-Feb-2009     | 8.990%                  | NC - 95.00%                      | 360              | 01-Aug-2006              |
| 2000379102 1                   | 74,400.00                        | 73,522.10                      | 01-Jun-2007     | 7.800%                  | OH - 80.00%                      | 360              | 01-Aug-2006              |
| 2000383237 1                   | 95,000.00                        | 92,575.99                      | 01-Apr-2009     | 6.000%                  | PA - 95.00%                      | 360              | 01-Sep-2006              |
| 2000385647 1                   | 292,950.00                       | 289,267.79                     | 01-Apr-2009     | 8.250%                  | NJ - 90.00%                      | 360              | 01-Oct-2006              |
| 2000385656 2                   | 283,150.00                       | 275,604.82                     | 01-Oct-2007     | 7.500%                  | FL - 79.99%                      | 360              | 01-Oct-2006              |
| 2000385698 1                   | 175,491.00                       | 173,418.54                     | 01-Apr-2009     | 8.450%                  | FL - 90.00%                      | 360              | 01-Oct-2006              |
| 2000385779 1                   | 149,625.00                       | 146,476.90                     | 01-Jul-2009     | 7.000%                  | AL - 95.00%                      | 360              | 01-Oct-2006              |
| 2000385785 1                   | 262,500.00                       | 259,456.06                     | 01-Mar-2009     | 7.375%                  | AZ - 75.00%                      | 360              | 01-Oct-2006              |
| 2000385804 2                   | 124,320.00                       | 122,001.52                     | 01-Feb-2008     | 9.450%                  | FL - 80.00%                      | 360              | 01-Oct-2006              |
| 2000385833 2                   | 126,000.00                       | 123,870.90                     | 01-Feb-2009     | 8.000%                  | TX - 90.00%                      | 360              | 01-Nov-2006              |
| 2000386383 1                   | 87,920.00                        | 85,677.87                      | 01-Mar-2008     | 9.225%                  | OH - 80.00%                      | 360              | 01-Oct-2006              |
| 2000395663 1                   | 325,550.00                       | 318,748.62                     | 01-Sep-2007     | 10.150%                 | MA - 85.00%                      | 360              | 01-Oct-2006              |
| 2000395904 1                   | 64,800.00                        | 64,390.25                      | 01-Sep-2006     | 11.150%                 | NC - 90.00%                      | 360              | 01-Oct-2006              |
| 2000396101 1                   | 146,056.00                       | 142,663.97                     | 01-Nov-2008     | 11.100%                 | TX - 90.00%                      | 360              | 01-Oct-2006              |
| 2000396155 2                   | 174,510.00                       | 173,787.94                     | 01-Oct-2008     | 9.850%                  | FL - 90.00%                      | 360              | 01-Oct-2006              |
| 2000396201 1                   | 153,750.00                       | 151,423.57                     | 01-Aug-2008     | 10.550%                 | FL - 75.00%                      | 360              | 01-Oct-2006              |
| 2000396203 2                   | 161,000.00                       | 156,501.08                     | 01-Sep-2008     | 7.100%                  | TN - 100.00%                     | 360              | 01-Oct-2006              |
| 2000396246 2                   | 461,493.00                       | 456,940.01                     | 01-May-2008     | 9.100%                  | FL - 95.00%                      | 360              | 01-Oct-2006              |
| 2000396312 2                   | 427,500.00                       | 416,514.18                     | 01-Mar-2009     | 7.550%                  | NY - 95.00%                      | 360              | 01-Oct-2006              |
| 2000396379 2                   | 320,150.00                       | 317,477.14                     | 01-Apr-2009     | 8.000%                  | NC - 94.97%                      | 360              | 01-Nov-2006              |
| 2000396432 2                   | 302,400.00                       | 293,472.00                     | 01-Jul-2008     | 8.350%                  | AZ - 70.00%                      | 360              | 01-Oct-2006              |
| 2000396447 2                   | 393,750.00                       | 384,254.03                     | 01-Aug-2008     | 9.200%                  | TX - 90.00%                      | 360              | 01-Nov-2006              |
| 2000396559 1                   | 150,000.00                       | 147,897.84                     | 01-Jul-2009     | 7.850%                  | CA - 69.77%                      | 360              | 01-Oct-2006              |
| 2000396563 1                   | 200,000.00                       | 200,000.00                     | 01-Nov-2008     | 7.700%                  | CA - 83.33%                      | 360              | 01-Oct-2006              |
| 2000396591 1                   | 133,595.00                       | 131,746.09                     | 01-May-2009     | 6.000%                  | WI - 55.00%                      | 360              | 01-Oct-2006              |
| 2000396624 2                   | 175,920.00                       | 185,805.16                     | 01-Aug-2008     | 10.300%                 | FL - 80.00%                      | 360              | 01-Nov-2006              |
| 2000396663 2                   | 432,000.00                       | 425,127.10                     | 01-Aug-2009     | 2.500%                  | CA - 79.27%                      | 360              | 01-Nov-2006              |
| 2000396758 1                   | 133,000.00                       | 130,783.98                     | 01-Mar-2009     | 11.400%                 | TX - 95.00%                      | 360              | 01-Nov-2006              |
| 2000396777 2                   | 141,000.00                       | 139,270.99                     | 01-Aug-2007     | 9.990%                  | OH - 100.00%                     | 360              | 01-Nov-2006              |
| 2000396791 1                   | 127,000.00                       | 125,440.88                     | 01-May-2008     | 11.350%                 | FL - 90.00%                      | 360              | 01-Nov-2006              |
| 2000396866 2                   | 185,400.00                       | 185,400.00                     | 01-Jul-2009     | 11.400%                 | MD - 90.00%                      | 360              | 01-Oct-2006              |
| 2000396881 2                   | 114,750.00                       | 112,682.81                     | 01-Nov-2008     | 10.750%                 | MO - 85.00%                      | 360              | 01-Nov-2006              |
| 2000396890 1                   | 113,700.00                       | 110,683.94                     | 01-Mar-2009     | 8.990%                  | NC - 69.97%                      | 360              | 01-Oct-2006              |
| 2000396901 2                   | 72,400.00                        | 70,040.06                      | 01-Sep-2007     | 9.300%                  | SC - 99.31%                      | 360              | 01-Nov-2006              |
| 2000397031 2                   | 224,000.00                       | 217,509.77                     | 01-Oct-2008     | 8.200%                  | FL - 80.00%                      | 360              | 01-Nov-2006              |
| 2000397035 2                   | 546,250.00                       | 536,837.69                     | 01-Oct-2007     | 9.850%                  | NJ - 95.00%                      | 360              | 01-Oct-2006              |
| 2000397072 2                   | 286,320.00                       | 286,320.00                     | 01-Jun-2008     | 8.300%                  | MD - 80.00%                      | 360              | 01-Nov-2006              |
| 2000397101 1                   | 161,750.00                       | 156,695.27                     | 01-Dec-2008     | 7.900%                  | FL - 66.56%                      | 360              | 01-Nov-2006              |
| 2000397102 2                   | 144,799.00                       | 143,384.84                     | 01-Apr-2008     | 8.150%                  | FL - 80.00%                      | 360              | 01-Nov-2006              |

## Mortgage Pass-Through Certificates

February 25, 2010 Distribution

| Loan Number<br>&<br>Loan Group | Original<br>Principal<br>Balance | Stated<br>Principal<br>Balance | Paid to<br>Date | Current<br>Note<br>Rate | State &<br>LTV at<br>Origination | Original<br>Term | First<br>Payment<br>Date |
|--------------------------------|----------------------------------|--------------------------------|-----------------|-------------------------|----------------------------------|------------------|--------------------------|
| 2000397105 1                   | 250,000.00                       | 240,529.98                     | 01-Apr-2009     | 6.000%                  | NY - 66.67%                      | 360              | 01-Oct-2006              |
| 2000397140 2                   | 148,000.00                       | 144,464.19                     | 01-May-2008     | 7.990%                  | FL - 80.00%                      | 360              | 01-Nov-2006              |
| 2000397185 2                   | 230,400.00                       | 228,497.55                     | 01-Apr-2009     | 9.650%                  | FL - 90.00%                      | 360              | 01-Nov-2006              |
| 2000397186 2                   | 193,500.00                       | 189,538.31                     | 01-Nov-2008     | 7.990%                  | AR - 90.00%                      | 360              | 01-Nov-2006              |
| 2000397209 2                   | 159,200.00                       | 155,807.17                     | 01-Jun-2008     | 9.900%                  | MA - 80.00%                      | 360              | 01-Nov-2006              |
| 2000397247 1                   | 150,000.00                       | 147,290.75                     | 01-Mar-2009     | 10.990%                 | GA - 75.00%                      | 360              | 01-Oct-2006              |
| 2000397295 1                   | 245,000.00                       | 243,182.80                     | 01-Jan-2008     | 10.025%                 | FL - 83.05%                      | 360              | 01-Nov-2006              |
| 2000397320 2                   | 490,000.00                       | 479,427.94                     | 01-Oct-2007     | 9.990%                  | CA - 70.00%                      | 360              | 01-Oct-2006              |
| 2000397374 1                   | 371,000.00                       | 362,475.33                     | 01-Jan-2009     | 8.990%                  | CA - 68.45%                      | 360              | 01-Nov-2006              |
| 2000397376 2                   | 204,000.00                       | 196,943.20                     | 01-Dec-2008     | 7.250%                  | FL - 80.00%                      | 360              | 01-Nov-2006              |
| 2000397384 2                   | 238,450.00                       | 238,450.00                     | 01-May-2009     | 10.400%                 | AZ - 95.00%                      | 360              | 01-Nov-2006              |
| 2000397405 2                   | 151,900.00                       | 149,424.99                     | 01-Jun-2008     | 11.250%                 | SC - 100.00%                     | 360              | 01-Nov-2006              |
| 2000397413 2                   | 274,500.00                       | 272,137.19                     | 01-Aug-2008     | 8.100%                  | FL - 90.00%                      | 360              | 01-Oct-2006              |
| 2000397433 2                   | 260,000.00                       | 259,885.22                     | 01-Feb-2009     | 7.150%                  | CA - 80.00%                      | 360              | 01-Nov-2006              |
| 2000397443 1                   | 323,000.00                       | 314,072.82                     | 01-Apr-2008     | 8.550%                  | NJ - 95.00%                      | 360              | 01-Nov-2006              |
| 2000397446 2                   | 323,000.00                       | 317,995.34                     | 01-Dec-2006     | 7.250%                  | NY - 95.00%                      | 360              | 01-Nov-2006              |
| 2000397453 2                   | 418,000.00                       | 408,645.68                     | 01-Dec-2007     | 9.650%                  | MD - 95.00%                      | 360              | 01-Nov-2006              |
| 2000397474 2                   | 98,500.00                        | 96,695.37                      | 01-May-2009     | 9.550%                  | MI - 100.00%                     | 360              | 01-Nov-2006              |
| 2000397475 1                   | 177,000.00                       | 171,921.51                     | 01-Apr-2008     | 8.400%                  | FL - 60.00%                      | 360              | 01-Nov-2006              |
| 2000397477 1                   | 96,000.00                        | 96,000.00                      | 01-Jun-2009     | 8.750%                  | MI - 80.00%                      | 360              | 01-Nov-2006              |
| 2000397489 2                   | 133,771.00                       | 130,273.63                     | 01-Oct-2008     | 9.200%                  | TX - 85.00%                      | 360              | 01-Nov-2006              |
| 2000397500 2                   | 540,200.00                       | 533,256.28                     | 01-Nov-2008     | 7.800%                  | CA - 74.00%                      | 360              | 01-Nov-2006              |
| 2000397525 2                   | 148,500.00                       | 147,419.84                     | 01-May-2009     | 10.200%                 | FL - 90.00%                      | 360              | 01-Nov-2006              |
| 2000397573 1                   | 308,750.00                       | 303,714.66                     | 01-Mar-2008     | 9.950%                  | NY - 95.00%                      | 360              | 01-Nov-2006              |
| 2000397599 1                   | 208,000.00                       | 207,926.39                     | 01-Jan-2009     | 8.500%                  | MD - 80.00%                      | 360              | 01-Nov-2006              |
| 2000397612 1                   | 166,400.00                       | 160,236.19                     | 01-Jul-2009     | 3.750%                  | MD - 80.00%                      | 360              | 01-Nov-2006              |
| 2000397687 1                   | 147,000.00                       | 145,021.07                     | 01-Sep-2007     | 10.900%                 | FL - 65.33%                      | 360              | 01-Nov-2006              |
| 2000397694 1                   | 131,500.00                       | 129,107.26                     | 01-Jun-2009     | 10.700%                 | GA - 87.67%                      | 360              | 01-Nov-2006              |
| 2000397774 2                   | 220,000.00                       | 216,402.57                     | 01-Jan-2009     | 6.900%                  | CA - 80.00%                      | 360              | 01-Nov-2006              |
| 2000397832 1                   | 93,400.00                        | 91,841.86                      | 01-Jun-2008     | 11.200%                 | ID - 100.00%                     | 360              | 01-Nov-2006              |
| 2000397852 1                   | 290,400.00                       | 284,024.92                     | 01-Nov-2007     | 9.000%                  | MD - 80.00%                      | 360              | 01-Nov-2006              |
| 2000397890 2                   | 319,200.00                       | 309,140.78                     | 01-Jun-2009     | 7.800%                  | VA - 80.00%                      | 360              | 01-Nov-2006              |
| 2000397914 2                   | 380,000.00                       | 370,480.70                     | 01-Jan-2009     | 8.990%                  | CA - 80.00%                      | 360              | 01-Nov-2006              |
| 2000397925 1                   | 95,000.00                        | 94,487.70                      | 01-Aug-2008     | 9.850%                  | IL - 95.00%                      | 360              | 01-Nov-2006              |
| 2000397993 1                   | 259,500.00                       | 253,521.01                     | 01-Mar-2008     | 9.500%                  | PA - 89.79%                      | 360              | 01-Nov-2006              |
| 2000398031 1                   | 196,000.00                       | 196,000.00                     | 01-Jan-2008     | 8.325%                  | NV - 80.00%                      | 360              | 01-Nov-2006              |
| 2000398061 2                   | 301,750.00                       | 290,994.92                     | 01-Jun-2008     | 7.100%                  | CA - 85.00%                      | 360              | 01-Nov-2006              |
| 2000398099 2                   | 224,000.00                       | 216,902.50                     | 01-May-2008     | 7.750%                  | AZ - 80.00%                      | 360              | 01-Nov-2006              |
| 2000398104 1                   | 153,000.00                       | 150,801.32                     | 01-Dec-2008     | 10.400%                 | MI - 90.00%                      | 360              | 01-Nov-2006              |
| 2000398137 2                   | 113,400.00                       | 111,888.95                     | 01-Jan-2009     | 10.950%                 | AL - 90.00%                      | 360              | 01-Nov-2006              |
| 2000398169 2                   | 117,000.00                       | 114,717.80                     | 01-Mar-2009     | 10.350%                 | LA - 90.00%                      | 360              | 01-Nov-2006              |
| 2000398211 2                   | 200,000.00                       | 196,058.02                     | 01-Apr-2008     | 12.450%                 | FL - 80.00%                      | 360              | 01-Nov-2006              |
| 2000398225 1                   | 194,000.00                       | 188,037.85                     | 01-Jul-2008     | 7.990%                  | SC - 77.60%                      | 360              | 01-Nov-2006              |
| 2000398239 2                   | 341,250.00                       | 334,593.74                     | 01-Oct-2008     | 10.350%                 | CA - 75.00%                      | 360              | 01-Nov-2006              |
| 2000398249 2                   | 225,000.00                       | 223,102.95                     | 01-Nov-2007     | 8.600%                  | FL - 75.00%                      | 360              | 01-Nov-2006              |
| 2000398262 1                   | 144,000.00                       | 142,106.17                     | 01-Jul-2009     | 12.300%                 | LA - 90.00%                      | 360              | 01-Nov-2006              |
| 2000398331 1                   | 130,000.00                       | 126,468.88                     | 01-Feb-2008     | 8.600%                  | FL - 63.11%                      | 360              | 01-Nov-2006              |

## Mortgage Pass-Through Certificates

February 25, 2010 Distribution

| Loan Number<br>&<br>Loan Group | Original<br>Principal<br>Balance | Stated<br>Principal<br>Balance | Paid to<br>Date | Current<br>Note<br>Rate | State &<br>LTV at<br>Origination | Original<br>Term | First<br>Payment<br>Date |
|--------------------------------|----------------------------------|--------------------------------|-----------------|-------------------------|----------------------------------|------------------|--------------------------|
| 2000398341 2                   | 404,910.00                       | 395,669.55                     | 01-Aug-2009     | 9.575%                  | MD - 90.00%                      | 360              | 01-Nov-2006              |
| 2000398342 1                   | 220,000.00                       | 216,331.50                     | 01-Jun-2009     | 6.800%                  | FL - 62.86%                      | 360              | 01-Nov-2006              |
| 2000398344 2                   | 133,650.00                       | 131,448.47                     | 01-Mar-2008     | 9.900%                  | FL - 90.00%                      | 360              | 01-Nov-2006              |
| 2000398412 2                   | 186,000.00                       | 184,464.37                     | 01-Dec-2008     | 9.650%                  | NC - 65.04%                      | 360              | 01-Nov-2006              |
| 2000398529 1                   | 130,500.00                       | 127,903.73                     | 01-Jan-2009     | 10.250%                 | VA - 90.00%                      | 360              | 01-Nov-2006              |
| 2000398560 2                   | 139,145.00                       | 136,700.40                     | 01-Apr-2008     | 9.300%                  | VA - 85.00%                      | 360              | 01-Nov-2006              |
| 2000398563 2                   | 239,058.00                       | 232,041.32                     | 01-Aug-2007     | 8.100%                  | FL - 80.00%                      | 360              | 01-Nov-2006              |
| 2000398632 2                   | 181,600.00                       | 179,500.30                     | 01-May-2009     | 8.450%                  | FL - 80.00%                      | 360              | 01-Nov-2006              |
| 2000398656 2                   | 183,200.00                       | 181,377.42                     | 01-Jun-2008     | 8.990%                  | FL - 80.00%                      | 360              | 01-Nov-2006              |
| 2000398692 1                   | 114,480.00                       | 112,545.05                     | 01-May-2008     | 10.250%                 | PA - 100.00%                     | 360              | 01-Nov-2006              |
| 2000398702 2                   | 171,000.00                       | 168,497.21                     | 01-Mar-2008     | 10.500%                 | FL - 90.00%                      | 360              | 01-Nov-2006              |
| 2000398723 2                   | 185,250.00                       | 181,577.23                     | 01-Dec-2008     | 10.550%                 | DC - 75.00%                      | 360              | 01-Nov-2006              |
| 2000398734 2                   | 147,992.00                       | 145,429.02                     | 01-Oct-2008     | 10.950%                 | TX - 80.00%                      | 360              | 01-Nov-2006              |
| 2000398744 1                   | 140,800.00                       | 138,810.68                     | 01-Nov-2008     | 7.900%                  | FL - 80.00%                      | 360              | 01-Nov-2006              |
| 2000398915 1                   | 239,700.00                       | 237,741.19                     | 01-Jan-2008     | 9.100%                  | FL - 85.00%                      | 360              | 01-Nov-2006              |
| 2000398927 1                   | 144,000.00                       | 140,329.91                     | 01-Jun-2008     | 8.950%                  | FL - 80.00%                      | 360              | 01-Nov-2006              |
| 2000398963 2                   | 306,000.00                       | 298,613.97                     | 01-Dec-2008     | 7.750%                  | CA - 85.00%                      | 360              | 01-Nov-2006              |
| 2000398979 1                   | 121,220.00                       | 118,507.22                     | 01-Apr-2008     | 9.650%                  | SC - 95.00%                      | 360              | 01-Nov-2006              |
| 2000399002 2                   | 239,400.00                       | 234,636.88                     | 01-Aug-2008     | 10.250%                 | GA - 90.00%                      | 360              | 01-Nov-2006              |
| 2000399015 1                   | 213,750.00                       | 208,106.35                     | 01-Jan-2009     | 8.875%                  | NV - 95.00%                      | 360              | 01-Nov-2006              |
| 2000399038 2                   | 216,000.00                       | 209,152.38                     | 01-Nov-2008     | 7.700%                  | FL - 80.00%                      | 360              | 01-Nov-2006              |
| 2000399041 2                   | 418,000.00                       | 416,196.70                     | 01-Nov-2007     | 10.990%                 | FL - 95.00%                      | 360              | 01-Nov-2006              |
| 2000399063 2                   | 243,423.00                       | 241,343.13                     | 01-Aug-2007     | 8.850%                  | GA - 90.00%                      | 360              | 01-Nov-2006              |
| 2000399088 1                   | 392,000.00                       | 388,437.14                     | 01-May-2008     | 8.250%                  | NJ - 83.58%                      | 360              | 01-Nov-2006              |
| 2000399089 2                   | 164,000.00                       | 160,565.76                     | 01-Jul-2007     | 9.990%                  | FL - 80.00%                      | 360              | 01-Nov-2006              |
| 2000399102 2                   | 199,992.00                       | 195,357.17                     | 01-Apr-2008     | 8.150%                  | FL - 80.00%                      | 360              | 01-Nov-2006              |
| 2000399108 1                   | 135,000.00                       | 133,119.11                     | 01-Jul-2008     | 9.600%                  | FL - 90.00%                      | 360              | 01-Nov-2006              |
| 2000399117 2                   | 196,000.00                       | 189,864.54                     | 01-Feb-2009     | 7.800%                  | FL - 80.00%                      | 360              | 01-Nov-2006              |
| 2000399124 1                   | 120,000.00                       | 117,922.93                     | 01-Mar-2008     | 10.950%                 | FL - 80.00%                      | 360              | 01-Nov-2006              |
| 2000399130 1                   | 172,500.00                       | 168,035.42                     | 01-Dec-2008     | 8.950%                  | OR - 75.00%                      | 360              | 01-Nov-2006              |
| 2000399132 1                   | 131,000.00                       | 127,575.03                     | 01-Mar-2009     | 8.750%                  | FL - 50.78%                      | 360              | 01-Nov-2006              |
| 2000399140 1                   | 208,000.00                       | 205,691.24                     | 01-Nov-2008     | 9.850%                  | FL - 89.66%                      | 360              | 01-Nov-2006              |
| 2000399141 1                   | 85,000.00                        | 83,206.11                      | 01-Aug-2007     | 9.950%                  | FL - 68.00%                      | 360              | 01-Nov-2006              |
| 2000399142 1                   | 197,300.00                       | 192,815.68                     | 01-Aug-2007     | 9.600%                  | FL - 51.65%                      | 360              | 01-Nov-2006              |
| 2000399150 1                   | 114,912.00                       | 113,034.89                     | 01-Jul-2007     | 11.250%                 | NJ - 90.00%                      | 360              | 01-Nov-2006              |
| 2000399170 1                   | 339,000.00                       | 328,546.35                     | 01-Aug-2007     | 7.800%                  | CT - 64.57%                      | 360              | 01-Nov-2006              |
| 2000399192 1                   | 328,000.00                       | 322,042.98                     | 01-Jul-2008     | 6.450%                  | FL - 80.00%                      | 360              | 01-Nov-2006              |
| 2000399199 1                   | 165,000.00                       | 162,011.27                     | 01-Nov-2008     | 8.000%                  | FL - 75.00%                      | 360              | 01-Nov-2006              |
| 2000399210 1                   | 85,500.00                        | 84,449.01                      | 01-Sep-2008     | 10.600%                 | NY - 90.00%                      | 360              | 01-Nov-2006              |
| 2000399221 1                   | 238,400.00                       | 232,418.67                     | 01-Jun-2008     | 7.350%                  | FL - 81.92%                      | 360              | 01-Nov-2006              |
| 2000399229 1                   | 75,600.00                        | 74,280.28                      | 01-Apr-2009     | 7.587%                  | MI - 90.00%                      | 360              | 01-Nov-2006              |
| 2000399237 1                   | 123,200.00                       | 120,261.95                     | 01-Mar-2008     | 7.737%                  | MI - 80.00%                      | 360              | 01-Nov-2006              |
| 2000399239 2                   | 123,420.00                       | 120,548.78                     | 01-Jul-2009     | 9.450%                  | GA - 93.50%                      | 360              | 01-Nov-2006              |
| 2000399246 2                   | 296,100.00                       | 290,819.55                     | 01-Jun-2007     | 9.500%                  | FL - 89.46%                      | 360              | 01-Nov-2006              |
| 2000399251 1                   | 219,300.00                       | 217,990.91                     | 01-Nov-2007     | 9.500%                  | FL - 85.00%                      | 360              | 01-Nov-2006              |
| 2000399255 1                   | 202,500.00                       | 201,417.24                     | 01-Oct-2007     | 11.150%                 | FL - 90.00%                      | 360              | 01-Nov-2006              |
| 2000399257 1                   | 79,050.00                        | 76,565.24                      | 01-Jun-2009     | 7.900%                  | OH - 85.00%                      | 360              | 01-Nov-2006              |

## Mortgage Pass-Through Certificates

February 25, 2010 Distribution

| Loan Number<br>&<br>Loan Group | Original<br>Principal<br>Balance | Stated<br>Principal<br>Balance | Paid to<br>Date | Current<br>Note<br>Rate | State &<br>LTV at<br>Origination | Original<br>Term | First<br>Payment<br>Date |
|--------------------------------|----------------------------------|--------------------------------|-----------------|-------------------------|----------------------------------|------------------|--------------------------|
| 2000399259 2                   | 345,990.00                       | 342,016.80                     | 01-Apr-2007     | 11.125%                 | FL - 100.00%                     | 360              | 01-Nov-2006              |
| 2000399261 1                   | 108,000.00                       | 105,574.55                     | 01-Nov-2008     | 9.990%                  | NE - 80.00%                      | 360              | 01-Nov-2006              |
| 2000399270 1                   | 320,000.00                       | 311,874.37                     | 01-Oct-2007     | 8.950%                  | NJ - 94.12%                      | 360              | 01-Nov-2006              |
| 2000399271 1                   | 83,790.00                        | 81,951.04                      | 01-Jul-2009     | 9.750%                  | LA - 95.00%                      | 360              | 01-Nov-2006              |
| 2000399276 2                   | 179,550.00                       | 176,711.99                     | 01-Sep-2008     | 11.400%                 | WY - 95.00%                      | 360              | 01-Nov-2006              |
| 2000399281 1                   | 244,000.00                       | 236,661.65                     | 01-Mar-2008     | 8.100%                  | FL - 73.94%                      | 360              | 01-Nov-2006              |
| 2000399313 1                   | 90,000.00                        | 87,494.42                      | 01-Jul-2009     | 5.000%                  | FL - 64.75%                      | 360              | 01-Nov-2006              |
| 2000399317 1                   | 180,000.00                       | 175,459.10                     | 01-Nov-2007     | 8.990%                  | MA - 60.00%                      | 360              | 01-Nov-2006              |
| 2000399318 1                   | 58,500.00                        | 56,883.31                      | 01-Dec-2008     | 8.550%                  | KY - 68.82%                      | 360              | 01-Nov-2006              |
| 2000399319 2                   | 510,600.00                       | 345,959.23                     | 01-Aug-2009     | 7.325%                  | FL - 90.00%                      | 360              | 01-Dec-2006              |
| 2000399332 2                   | 152,000.00                       | 150,647.40                     | 01-Jun-2008     | 8.200%                  | FL - 80.00%                      | 360              | 01-Dec-2006              |
| 2000399337 1                   | 224,000.00                       | 221,959.57                     | 01-Oct-2007     | 8.400%                  | FL - 80.00%                      | 360              | 01-Nov-2006              |
| 2000399352 1                   | 325,000.00                       | 319,822.95                     | 01-Jun-2009     | 7.250%                  | FL - 65.00%                      | 360              | 01-Nov-2006              |
| 2000399357 2                   | 253,650.00                       | 251,848.61                     | 01-Jun-2008     | 9.200%                  | AZ - 95.00%                      | 360              | 01-Nov-2006              |
| 2000399365 2                   | 110,610.00                       | 108,234.45                     | 01-Nov-2008     | 9.850%                  | TN - 90.00%                      | 360              | 01-Nov-2006              |
| 2000399368 1                   | 88,000.00                        | 85,905.58                      | 01-Mar-2009     | 9.650%                  | TX - 80.00%                      | 360              | 01-Nov-2006              |
| 2000399374 1                   | 270,000.00                       | 266,568.59                     | 01-Nov-2008     | 8.500%                  | CA - 51.43%                      | 360              | 01-Nov-2006              |
| 2000399376 1                   | 106,500.00                       | 104,868.58                     | 01-Nov-2008     | 7.500%                  | CA - 75.00%                      | 360              | 01-Nov-2006              |
| 2000399377 1                   | 207,000.00                       | 199,551.42                     | 01-Aug-2009     | 3.500%                  | ID - 90.00%                      | 360              | 01-Nov-2006              |
| 2000399389 2                   | 195,500.00                       | 193,730.18                     | 01-Oct-2008     | 9.500%                  | FL - 85.00%                      | 360              | 01-Nov-2006              |
| 2000399396 1                   | 128,250.00                       | 128,250.00                     | 01-Jul-2008     | 8.500%                  | FL - 95.00%                      | 360              | 01-Nov-2006              |
| 2000399397 1                   | 224,000.00                       | 217,808.66                     | 01-Nov-2007     | 8.450%                  | FL - 80.00%                      | 360              | 01-Nov-2006              |
| 2000399405 2                   | 200,000.00                       | 194,876.94                     | 01-Jun-2008     | 8.950%                  | MD - 51.28%                      | 360              | 01-Nov-2006              |
| 2000399410 1                   | 266,100.00                       | 260,875.09                     | 01-Oct-2008     | 10.500%                 | FL - 56.62%                      | 360              | 01-Nov-2006              |
| 2000399411 1                   | 128,800.00                       | 125,173.49                     | 01-Feb-2009     | 6.875%                  | LA - 87.03%                      | 360              | 01-Nov-2006              |
| 2000399428 1                   | 152,000.00                       | 152,000.00                     | 01-May-2009     | 8.250%                  | OH - 80.00%                      | 360              | 01-Nov-2006              |
| 2000399430 1                   | 193,500.00                       | 189,644.04                     | 01-Jun-2008     | 9.200%                  | CA - 90.00%                      | 360              | 01-Nov-2006              |
| 2000399458 1                   | 107,255.00                       | 106,255.80                     | 01-Apr-2009     | 9.850%                  | TN - 95.00%                      | 360              | 01-Nov-2006              |
| 2000399467 1                   | 156,600.00                       | 152,078.67                     | 01-Jun-2008     | 8.700%                  | UT - 90.00%                      | 360              | 01-Nov-2006              |
| 2000399486 1                   | 137,275.00                       | 134,905.03                     | 01-Jul-2009     | 10.963%                 | MN - 85.00%                      | 360              | 01-Nov-2006              |
| 2000399488 1                   | 140,000.00                       | 134,848.48                     | 01-Feb-2008     | 6.800%                  | CA - 68.29%                      | 360              | 01-Nov-2006              |
| 2000399491 1                   | 152,950.00                       | 149,690.08                     | 01-Mar-2009     | 9.900%                  | GA - 80.50%                      | 360              | 01-Nov-2006              |
| 2000399498 1                   | 204,000.00                       | 197,283.66                     | 01-Aug-2008     | 6.375%                  | VA - 80.00%                      | 360              | 01-Oct-2006              |
| 2000399505 1                   | 58,000.00                        | 56,884.62                      | 01-Jun-2008     | 7.750%                  | NY - 100.00%                     | 360              | 01-Nov-2006              |
| 2000399519 2                   | 122,400.00                       | 119,601.66                     | 01-Feb-2009     | 9.300%                  | KS - 80.00%                      | 360              | 01-Dec-2006              |
| 2000399529 2                   | 354,350.00                       | 351,566.79                     | 01-Apr-2009     | 9.825%                  | MD - 95.00%                      | 360              | 01-Nov-2006              |
| 2000399537 1                   | 89,100.00                        | 87,379.21                      | 01-Jan-2008     | 10.400%                 | LA - 90.00%                      | 360              | 01-Nov-2006              |
| 2000399544 1                   | 211,500.00                       | 205,421.33                     | 01-Feb-2009     | 7.900%                  | FL - 90.00%                      | 360              | 01-Dec-2006              |
| 2000399547 1                   | 272,000.00                       | 271,848.43                     | 01-Jan-2009     | 7.500%                  | NJ - 80.00%                      | 360              | 01-Nov-2006              |
| 2000399551 2                   | 424,000.00                       | 411,366.40                     | 01-Jun-2007     | 8.150%                  | VA - 80.00%                      | 360              | 01-Nov-2006              |
| 2000399555 2                   | 180,000.00                       | 177,261.11                     | 01-May-2008     | 10.300%                 | FL - 80.00%                      | 360              | 01-Nov-2006              |
| 2000399573 1                   | 102,400.00                       | 99,784.58                      | 01-Nov-2008     | 8.800%                  | MN - 80.00%                      | 360              | 01-Nov-2006              |
| 2000399577 1                   | 227,700.00                       | 222,882.56                     | 01-Jun-2009     | 7.375%                  | FL - 90.00%                      | 360              | 01-Nov-2006              |
| 2000399580 1                   | 181,302.00                       | 179,397.42                     | 01-May-2009     | 8.700%                  | NC - 95.00%                      | 360              | 01-Nov-2006              |
| 2000399589 2                   | 152,000.00                       | 148,195.86                     | 01-Dec-2007     | 7.600%                  | FL - 80.00%                      | 360              | 01-Nov-2006              |
| 2000399601 2                   | 79,000.00                        | 77,621.07                      | 01-May-2009     | 11.050%                 | PA - 100.00%                     | 360              | 01-Nov-2006              |
| 2000399615 1                   | 211,500.00                       | 206,168.81                     | 01-Jun-2009     | 9.050%                  | DE - 90.00%                      | 360              | 01-Dec-2006              |

## Mortgage Pass-Through Certificates

February 25, 2010 Distribution

| Loan Number<br>&<br>Loan Group | Original<br>Principal<br>Balance | Stated<br>Principal<br>Balance | Paid to<br>Date | Current<br>Note<br>Rate | State &<br>LTV at<br>Origination | Original<br>Term | First<br>Payment<br>Date |
|--------------------------------|----------------------------------|--------------------------------|-----------------|-------------------------|----------------------------------|------------------|--------------------------|
| 2000399617 1                   | 138,500.00                       | 133,813.69                     | 01-Dec-2008     | 7.350%                  | SC - 79.14%                      | 360              | 01-Nov-2006              |
| 2000399618 2                   | 160,000.00                       | 158,136.50                     | 01-Jun-2009     | 9.000%                  | FL - 88.89%                      | 360              | 01-Nov-2006              |
| 2000399622 2                   | 437,500.00                       | 431,976.28                     | 01-Feb-2008     | 11.500%                 | CA - 70.00%                      | 360              | 01-Nov-2006              |
| 2000399624 2                   | 219,000.00                       | 214,061.75                     | 01-Feb-2009     | 8.450%                  | IL - 100.00%                     | 360              | 01-Oct-2006              |
| 2000399630 1                   | 221,690.00                       | 218,004.31                     | 01-Nov-2008     | 11.150%                 | SC - 95.00%                      | 360              | 01-Nov-2006              |
| 2000399641 1                   | 395,000.00                       | 394,708.56                     | 01-Jan-2009     | 7.500%                  | CA - 88.76%                      | 360              | 01-Nov-2006              |
| 2000399653 2                   | 240,000.00                       | 232,274.67                     | 01-Nov-2008     | 7.900%                  | MA - 80.00%                      | 360              | 01-Nov-2006              |
| 2000399655 1                   | 85,600.00                        | 82,927.78                      | 01-May-2008     | 7.900%                  | IL - 80.00%                      | 360              | 01-Nov-2006              |
| 2000399657 2                   | 245,000.00                       | 238,292.43                     | 01-Jun-2009     | 8.600%                  | FL - 64.64%                      | 360              | 01-Nov-2006              |
| 2000399660 2                   | 350,000.00                       | 346,403.90                     | 01-Oct-2008     | 8.875%                  | CA - 70.00%                      | 360              | 01-Nov-2006              |
| 2000399664 1                   | 70,400.00                        | 68,592.35                      | 01-Mar-2009     | 8.900%                  | TX - 80.00%                      | 360              | 01-Dec-2006              |
| 2000399667 1                   | 209,700.00                       | 208,102.46                     | 01-Sep-2008     | 8.850%                  | CA - 90.00%                      | 360              | 01-Nov-2006              |
| 2000399691 1                   | 88,000.00                        | 87,117.42                      | 01-Mar-2009     | 9.990%                  | MI - 80.00%                      | 360              | 01-Dec-2006              |
| 2000399720 1                   | 162,350.00                       | 156,031.79                     | 01-Mar-2009     | 6.990%                  | FL - 85.00%                      | 360              | 01-Nov-2006              |
| 2000399727 2                   | 97,000.00                        | 94,489.70                      | 01-Apr-2008     | 8.990%                  | LA - 77.60%                      | 360              | 01-Nov-2006              |
| 2000399728 1                   | 202,500.00                       | 202,500.00                     | 01-Dec-2007     | 7.625%                  | FL - 75.00%                      | 360              | 01-Nov-2006              |
| 2000399747 1                   | 215,050.00                       | 213,440.67                     | 01-Aug-2007     | 8.625%                  | FL - 85.00%                      | 360              | 01-Dec-2006              |
| 2000399756 1                   | 189,000.00                       | 187,303.16                     | 01-Jul-2007     | 9.100%                  | FL - 90.00%                      | 360              | 01-Dec-2006              |
| 2000399764 1                   | 204,750.00                       | 200,167.98                     | 01-Feb-2009     | 9.650%                  | NV - 75.00%                      | 360              | 01-Nov-2006              |
| 2000399767 1                   | 275,000.00                       | 269,688.71                     | 01-Nov-2008     | 10.400%                 | FL - 71.43%                      | 360              | 01-Nov-2006              |
| 2000399779 1                   | 164,500.00                       | 160,924.93                     | 01-Oct-2008     | 9.800%                  | VA - 70.00%                      | 360              | 01-Nov-2006              |
| 2000399786 2                   | 456,918.00                       | 456,918.00                     | 01-Oct-2007     | 8.200%                  | CA - 79.46%                      | 360              | 01-Nov-2006              |
| 2000399806 1                   | 81,000.00                        | 79,231.05                      | 01-Mar-2008     | 9.775%                  | NJ - 90.00%                      | 360              | 01-Nov-2006              |
| 2000399808 2                   | 148,640.00                       | 144,389.88                     | 01-Feb-2009     | 7.990%                  | VA - 80.00%                      | 360              | 01-Dec-2006              |
| 2000399811 2                   | 255,000.00                       | 247,607.13                     | 01-Jun-2008     | 8.150%                  | LA - 85.00%                      | 360              | 01-Dec-2006              |
| 2000399818 1                   | 77,520.00                        | 75,890.97                      | 01-Feb-2009     | 8.800%                  | OH - 80.00%                      | 360              | 01-Nov-2006              |
| 2000399823 2                   | 108,000.00                       | 105,622.55                     | 01-Apr-2009     | 8.600%                  | FL - 80.00%                      | 360              | 01-Dec-2006              |
| 2000399828 2                   | 337,500.00                       | 331,885.38                     | 01-May-2008     | 9.300%                  | FL - 90.00%                      | 360              | 01-Dec-2006              |
| 2000399832 1                   | 168,000.00                       | 165,836.21                     | 01-Dec-2008     | 7.600%                  | MI - 80.00%                      | 360              | 01-Dec-2006              |
| 2000399835 1                   | 178,500.00                       | 174,043.60                     | 01-Sep-2008     | 8.990%                  | FL - 85.00%                      | 360              | 01-Nov-2006              |
| 2000399836 1                   | 114,750.00                       | 113,216.14                     | 01-Jan-2009     | 8.887%                  | MI - 85.00%                      | 360              | 01-Nov-2006              |
| 2000399852 2                   | 164,000.00                       | 163,926.66                     | 01-Dec-2008     | 8.050%                  | CA - 80.00%                      | 360              | 01-Dec-2006              |
| 2000399863 1                   | 135,000.00                       | 134,196.78                     | 01-Sep-2008     | 8.000%                  | FL - 90.00%                      | 360              | 01-Nov-2006              |
| 2000399868 1                   | 246,400.00                       | 238,564.34                     | 01-Dec-2007     | 7.800%                  | NY - 80.00%                      | 360              | 01-Nov-2006              |
| 2000399886 1                   | 183,200.00                       | 178,326.71                     | 01-Oct-2008     | 8.775%                  | CT - 80.00%                      | 360              | 01-Nov-2006              |
| 2000399890 2                   | 89,600.00                        | 89,579.18                      | 01-Jan-2008     | 7.450%                  | FL - 80.00%                      | 360              | 01-Nov-2006              |
| 2000399904 1                   | 76,500.00                        | 75,710.47                      | 01-Aug-2009     | 2.000%                  | MI - 90.00%                      | 360              | 01-Dec-2006              |
| 2000399929 2                   | 318,000.00                       | 315,041.48                     | 01-Apr-2009     | 8.200%                  | FL - 79.50%                      | 360              | 01-Nov-2006              |
| 2000399941 2                   | 189,600.00                       | 189,600.00                     | 01-Jan-2009     | 7.450%                  | AZ - 80.00%                      | 360              | 01-Dec-2006              |
| 2000399955 1                   | 180,000.00                       | 180,000.00                     | 01-Feb-2009     | 8.000%                  | WA - 88.67%                      | 360              | 01-Dec-2006              |
| 2000399956 2                   | 347,750.00                       | 342,035.09                     | 01-Jun-2009     | 7.550%                  | CA - 65.00%                      | 360              | 01-Dec-2006              |
| 2000399958 1                   | 68,800.00                        | 67,209.51                      | 01-Oct-2008     | 9.100%                  | NC - 80.00%                      | 360              | 01-Dec-2006              |
| 2000399968 1                   | 103,500.00                       | 102,099.47                     | 01-Apr-2009     | 8.800%                  | FL - 90.00%                      | 360              | 01-Dec-2006              |
| 2000399969 1                   | 258,000.00                       | 250,714.53                     | 01-Apr-2008     | 9.850%                  | WI - 75.00%                      | 360              | 01-Dec-2006              |
| 2000399971 1                   | 192,000.00                       | 189,783.07                     | 01-Jun-2007     | 8.300%                  | FL - 80.00%                      | 360              | 01-Dec-2006              |
| 2000399980 2                   | 169,900.00                       | 167,131.52                     | 01-Mar-2009     | 11.100%                 | FL - 100.00%                     | 360              | 01-Dec-2006              |
| 2000399992 1                   | 256,000.00                       | 254,471.89                     | 01-Oct-2007     | 9.700%                  | FL - 80.00%                      | 360              | 01-Dec-2006              |

## Mortgage Pass-Through Certificates

February 25, 2010 Distribution

| Loan Number<br>&<br>Loan Group | Original<br>Principal<br>Balance | Stated<br>Principal<br>Balance | Paid to<br>Date | Current<br>Note<br>Rate | State &<br>LTV at<br>Origination | Original<br>Term | First<br>Payment<br>Date |
|--------------------------------|----------------------------------|--------------------------------|-----------------|-------------------------|----------------------------------|------------------|--------------------------|
| 2000400007 1                   | 206,000.00                       | 205,934.77                     | 01-May-2008     | 7.875%                  | FL - 94.93%                      | 360              | 01-Dec-2006              |
| 2000400021 1                   | 90,000.00                        | 87,857.70                      | 01-May-2009     | 8.990%                  | GA - 75.00%                      | 360              | 01-Dec-2006              |
| 2000400023 2                   | 164,000.00                       | 158,674.08                     | 01-Mar-2008     | 9.050%                  | FL - 80.00%                      | 360              | 01-Dec-2006              |
| 2000400032 2                   | 116,000.00                       | 112,904.29                     | 01-Dec-2007     | 8.550%                  | NC - 80.00%                      | 360              | 01-Dec-2006              |
| 2000400059 2                   | 646,000.00                       | 640,666.10                     | 01-Oct-2006     | 9.650%                  | NY - 95.00%                      | 360              | 01-Nov-2006              |
| 2000400062 2                   | 255,200.00                       | 253,017.15                     | 01-Oct-2007     | 6.700%                  | FL - 80.00%                      | 360              | 01-Nov-2006              |
| 2000400064 1                   | 118,000.00                       | 115,054.38                     | 01-Oct-2007     | 7.375%                  | FL - 65.56%                      | 360              | 01-Nov-2006              |
| 2000400070 2                   | 134,900.00                       | 132,343.06                     | 01-Mar-2009     | 10.300%                 | OK - 95.00%                      | 360              | 01-Dec-2006              |
| 2000400093 2                   | 218,500.00                       | 214,110.67                     | 01-Jul-2007     | 10.050%                 | GA - 95.00%                      | 360              | 01-Dec-2006              |
| 2000400106 2                   | 119,200.00                       | 117,413.71                     | 01-Aug-2008     | 9.550%                  | MI - 80.00%                      | 360              | 01-Dec-2006              |
| 2000400114 1                   | 187,200.00                       | 185,797.66                     | 01-Aug-2007     | 9.800%                  | FL - 90.00%                      | 360              | 01-Dec-2006              |
| 2000400129 2                   | 169,600.00                       | 166,043.24                     | 01-Mar-2009     | 9.950%                  | FL - 80.00%                      | 360              | 01-Dec-2006              |
| 2000400139 2                   | 373,500.00                       | 368,865.59                     | 01-Mar-2008     | 9.900%                  | FL - 90.00%                      | 360              | 01-Dec-2006              |
| 2000400153 1                   | 127,500.00                       | 122,872.00                     | 01-Dec-2008     | 6.990%                  | FL - 57.96%                      | 360              | 01-Nov-2006              |
| 2000400160 2                   | 153,000.00                       | 150,404.65                     | 01-Nov-2007     | 10.100%                 | SC - 90.00%                      | 360              | 01-Dec-2006              |
| 2000400164 1                   | 238,700.00                       | 235,811.02                     | 01-Sep-2008     | 7.900%                  | DC - 70.00%                      | 360              | 01-Dec-2006              |
| 2000400181 2                   | 132,057.00                       | 138,914.30                     | 01-Jul-2009     | 6.000%                  | TX - 90.00%                      | 360              | 01-Nov-2006              |
| 2000400205 2                   | 500,000.00                       | 494,664.20                     | 01-Apr-2009     | 8.250%                  | MD - 93.46%                      | 360              | 01-Dec-2006              |
| 2000400208 1                   | 181,875.00                       | 176,228.58                     | 01-Aug-2009     | 7.950%                  | MD - 75.00%                      | 360              | 01-Nov-2006              |
| 2000400214 2                   | 218,500.00                       | 214,893.07                     | 01-Oct-2008     | 9.550%                  | FL - 95.00%                      | 360              | 01-Dec-2006              |
| 2000400221 1                   | 189,000.00                       | 186,408.35                     | 01-Jul-2007     | 10.600%                 | CO - 90.00%                      | 360              | 01-Dec-2006              |
| 2000400222 1                   | 80,655.00                        | 80,200.06                      | 01-Jan-2009     | 9.750%                  | OH - 95.00%                      | 360              | 01-Dec-2006              |
| 2000400223 2                   | 56,700.00                        | 55,280.12                      | 01-May-2009     | 9.250%                  | PA - 89.57%                      | 360              | 01-Dec-2006              |
| 2000400229 1                   | 154,700.00                       | 151,077.13                     | 01-Jun-2009     | 6.000%                  | VA - 85.00%                      | 360              | 01-Dec-2006              |
| 2000400232 2                   | 236,000.00                       | 236,000.00                     | 01-Dec-2007     | 6.750%                  | CA - 80.00%                      | 360              | 01-Dec-2006              |
| 2000400234 2                   | 301,750.00                       | 298,812.73                     | 01-Mar-2009     | 5.000%                  | CA - 85.00%                      | 360              | 01-Dec-2006              |
| 2000400264 1                   | 88,828.00                        | 86,915.01                      | 01-Mar-2009     | 9.700%                  | KY - 84.60%                      | 360              | 01-Dec-2006              |
| 2000400270 1                   | 124,200.00                       | 119,784.53                     | 01-Aug-2009     | 6.500%                  | FL - 69.00%                      | 360              | 01-Dec-2006              |
| 2000400276 1                   | 60,000.00                        | 58,657.82                      | 01-Dec-2008     | 9.500%                  | TN - 80.00%                      | 360              | 01-Dec-2006              |
| 2000400278 2                   | 209,600.00                       | 207,406.48                     | 01-Oct-2008     | 7.490%                  | FL - 80.00%                      | 360              | 01-Dec-2006              |
| 2000400289 2                   | 225,000.00                       | 220,527.98                     | 01-Jul-2007     | 10.100%                 | NJ - 90.00%                      | 360              | 01-Dec-2006              |
| 2000400297 1                   | 82,500.00                        | 80,715.99                      | 01-Nov-2008     | 9.990%                  | OR - 51.24%                      | 360              | 01-Dec-2006              |
| 2000400303 1                   | 272,000.00                       | 270,040.95                     | 01-May-2007     | 9.700%                  | MA - 80.00%                      | 360              | 01-Nov-2006              |
| 2000400305 2                   | 133,000.00                       | 130,111.64                     | 01-Dec-2008     | 9.250%                  | FL - 70.00%                      | 360              | 01-Dec-2006              |
| 2000400318 1                   | 210,000.00                       | 207,251.37                     | 01-Oct-2008     | 7.600%                  | IL - 70.00%                      | 360              | 01-Dec-2006              |
| 2000400320 2                   | 138,700.00                       | 135,276.13                     | 01-Dec-2008     | 8.990%                  | FL - 95.00%                      | 360              | 01-Dec-2006              |
| 2000400327 1                   | 361,000.00                       | 360,002.29                     | 01-Feb-2009     | 7.000%                  | SC - 95.00%                      | 360              | 01-Dec-2006              |
| 2000400342 1                   | 192,500.00                       | 187,342.10                     | 01-Apr-2008     | 8.600%                  | FL - 70.00%                      | 360              | 01-Nov-2006              |
| 2000400358 1                   | 234,400.00                       | 228,868.32                     | 01-Jun-2008     | 7.600%                  | FL - 80.00%                      | 360              | 01-Dec-2006              |
| 2000400370 1                   | 160,000.00                       | 157,559.65                     | 01-Jul-2008     | 10.250%                 | PA - 80.00%                      | 360              | 01-Dec-2006              |
| 2000400373 2                   | 500,000.00                       | 493,367.25                     | 01-Aug-2008     | 7.750%                  | FL - 67.57%                      | 360              | 01-Dec-2006              |
| 2000400377 2                   | 256,500.00                       | 254,909.42                     | 01-Jun-2008     | 9.300%                  | FL - 90.00%                      | 360              | 01-Dec-2006              |
| 2000400378 1                   | 105,000.00                       | 101,831.69                     | 01-Aug-2008     | 6.350%                  | FL - 75.00%                      | 360              | 01-Dec-2006              |
| 2000400385 2                   | 184,000.00                       | 184,000.00                     | 01-Sep-2007     | 7.400%                  | FL - 80.00%                      | 360              | 01-Dec-2006              |
| 2000400399 2                   | 143,250.00                       | 140,962.27                     | 01-Nov-2007     | 9.600%                  | MO - 75.00%                      | 360              | 01-Dec-2006              |
| 2000400415 1                   | 127,500.00                       | 126,651.69                     | 01-Aug-2009     | 8.850%                  | VA - 85.00%                      | 360              | 01-Nov-2006              |
| 2000400416 1                   | 133,200.00                       | 131,268.76                     | 01-Jul-2008     | 10.200%                 | FL - 64.98%                      | 360              | 01-Dec-2006              |

## Mortgage Pass-Through Certificates

### February 25, 2010 Distribution

| Loan Number<br>&<br>Loan Group | Original<br>Principal<br>Balance | Stated<br>Principal<br>Balance | Paid to<br>Date | Current<br>Note<br>Rate | State &<br>LTV at<br>Origination | Original<br>Term | First<br>Payment<br>Date |
|--------------------------------|----------------------------------|--------------------------------|-----------------|-------------------------|----------------------------------|------------------|--------------------------|
| 2000400424 2                   | 64,400.00                        | 62,987.13                      | 01-May-2009     | 9.550%                  | SC - 80.00%                      | 360              | 01-Dec-2006              |
| 2000400428 1                   | 105,300.00                       | 103,207.20                     | 01-Feb-2008     | 10.100%                 | PA - 90.00%                      | 360              | 01-Dec-2006              |
| 2000400429 1                   | 161,000.00                       | 158,211.98                     | 01-Dec-2007     | 9.250%                  | FL - 84.74%                      | 360              | 01-Dec-2006              |
| 2000400435 2                   | 218,500.00                       | 217,135.72                     | 01-May-2009     | 9.750%                  | FL - 95.00%                      | 360              | 01-Nov-2006              |
| 2000400436 2                   | 653,400.00                       | 645,811.14                     | 01-Dec-2007     | 8.250%                  | CA - 90.00%                      | 360              | 01-Dec-2006              |
| 2000400463 1                   | 204,000.00                       | 201,717.45                     | 01-Jan-2008     | 8.350%                  | IL - 85.00%                      | 360              | 01-Dec-2006              |
| 2000400472 1                   | 306,000.00                       | 299,751.68                     | 01-Feb-2008     | 9.850%                  | NY - 90.00%                      | 360              | 01-Dec-2006              |
| 2000400475 1                   | 288,750.00                       | 284,412.53                     | 01-Feb-2009     | 7.000%                  | RI - 75.00%                      | 360              | 01-Dec-2006              |
| 2000400478 1                   | 99,200.00                        | 97,893.01                      | 01-Feb-2009     | 10.050%                 | FL - 80.00%                      | 360              | 01-Dec-2006              |
| 2000400484 2                   | 206,392.00                       | 206,392.00                     | 01-May-2007     | 8.900%                  | FL - 80.00%                      | 360              | 01-Dec-2006              |
| 2000400493 1                   | 284,050.00                       | 280,577.52                     | 01-Oct-2008     | 7.850%                  | FL - 95.00%                      | 360              | 01-Dec-2006              |
| 2000400516 1                   | 107,500.00                       | 103,347.94                     | 01-Aug-2008     | 7.750%                  | TX - 79.63%                      | 360              | 01-Dec-2006              |
| 2000400522 1                   | 114,210.00                       | 111,823.76                     | 01-Apr-2008     | 9.850%                  | OH - 90.00%                      | 360              | 01-Dec-2006              |
| 2000400523 1                   | 272,000.00                       | 269,794.22                     | 01-Mar-2009     | 9.400%                  | NJ - 85.00%                      | 360              | 01-Dec-2006              |
| 2000400525 1                   | 115,000.00                       | 111,627.72                     | 01-Nov-2009     | 7.750%                  | OH - 69.70%                      | 360              | 01-Dec-2006              |
| 2000400526 1                   | 136,000.00                       | 132,296.84                     | 01-Jun-2008     | 8.000%                  | FL - 79.07%                      | 360              | 01-Dec-2006              |
| 2000400535 1                   | 59,500.00                        | 58,280.99                      | 01-Jul-2009     | 9.950%                  | SC - 85.00%                      | 360              | 01-Dec-2006              |
| 2000400537 1                   | 127,500.00                       | 125,251.00                     | 01-May-2008     | 10.650%                 | LA - 75.00%                      | 360              | 01-Dec-2006              |
| 2000400538 1                   | 73,800.00                        | 72,154.53                      | 01-Jun-2009     | 8.900%                  | KY - 90.00%                      | 360              | 01-Dec-2006              |
| 2000400545 2                   | 127,000.00                       | 123,297.46                     | 01-Dec-2008     | 8.250%                  | AZ - 56.44%                      | 360              | 01-Dec-2006              |
| 2000400551 1                   | 175,500.00                       | 170,769.17                     | 01-Jan-2009     | 8.990%                  | NJ - 65.00%                      | 360              | 01-Dec-2006              |
| 2000400554 2                   | 185,000.00                       | 181,497.49                     | 01-May-2009     | 10.350%                 | TX - 100.00%                     | 360              | 01-Dec-2006              |
| 2000400564 1                   | 209,950.00                       | 208,093.07                     | 01-Feb-2008     | 8.150%                  | FL - 84.32%                      | 360              | 01-Dec-2006              |
| 2000400569 1                   | 105,000.00                       | 103,548.38                     | 01-Jan-2008     | 8.875%                  | FL - 74.47%                      | 360              | 01-Dec-2006              |
| 2000400572 1                   | 297,000.00                       | 290,149.80                     | 01-Dec-2008     | 7.990%                  | FL - 90.00%                      | 360              | 01-Dec-2006              |
| 2000400590 1                   | 180,500.00                       | 177,943.52                     | 01-Apr-2007     | 9.700%                  | FL - 95.00%                      | 360              | 01-Dec-2006              |
| 2000400607 2                   | 206,400.00                       | 204,536.16                     | 01-Jul-2007     | 9.100%                  | FL - 80.00%                      | 360              | 01-Dec-2006              |
| 2000400610 2                   | 364,000.00                       | 364,000.00                     | 01-Jun-2008     | 7.875%                  | CA - 80.00%                      | 360              | 01-Dec-2006              |
| 2000400614 1                   | 76,500.00                        | 75,215.33                      | 01-Sep-2008     | 10.950%                 | NE - 90.00%                      | 360              | 01-Dec-2006              |
| 2000400639 2                   | 356,000.00                       | 343,756.57                     | 01-Dec-2008     | 7.000%                  | FL - 80.00%                      | 360              | 01-Dec-2006              |
| 2000400647 2                   | 423,000.00                       | 416,742.63                     | 01-Apr-2007     | 10.250%                 | FL - 90.00%                      | 360              | 01-Dec-2006              |
| 2000400656 1                   | 136,000.00                       | 133,063.72                     | 01-Mar-2009     | 9.850%                  | NC - 80.00%                      | 360              | 01-Dec-2006              |
| 2000400661 1                   | 180,000.00                       | 177,615.63                     | 01-Nov-2007     | 10.750%                 | FL - 80.00%                      | 360              | 01-Dec-2006              |
| 2000400667 2                   | 119,992.00                       | 119,992.00                     | 01-May-2008     | 8.950%                  | FL - 80.00%                      | 360              | 01-Dec-2006              |
| 2000400669 2                   | 228,225.00                       | 223,709.62                     | 01-Nov-2008     | 9.300%                  | FL - 85.00%                      | 360              | 01-Dec-2006              |
| 2000400671 2                   | 154,320.00                       | 151,434.68                     | 01-Aug-2009     | 9.450%                  | NC - 80.00%                      | 360              | 01-Dec-2006              |
| 2000400673 2                   | 440,108.00                       | 439,957.63                     | 01-May-2008     | 8.200%                  | FL - 80.00%                      | 360              | 01-Dec-2006              |
| 2000400677 1                   | 71,250.00                        | 69,752.86                      | 01-Aug-2009     | 9.800%                  | MI - 75.00%                      | 360              | 01-Dec-2006              |
| 2000400683 2                   | 282,831.00                       | 282,831.00                     | 01-Nov-2008     | 6.600%                  | FL - 73.75%                      | 360              | 01-Dec-2006              |
| 2000400687 2                   | 167,450.00                       | 165,598.85                     | 01-Nov-2008     | 8.350%                  | CA - 85.00%                      | 360              | 01-Dec-2006              |
| 2000400696 2                   | 161,100.00                       | 158,283.78                     | 01-Aug-2008     | 10.750%                 | VA - 90.00%                      | 360              | 01-Dec-2006              |
| 2000400711 1                   | 315,000.00                       | 305,129.92                     | 01-May-2008     | 7.375%                  | CA - 67.02%                      | 360              | 01-Dec-2006              |
| 2000400719 1                   | 185,300.00                       | 182,196.62                     | 01-Jul-2008     | 9.450%                  | FL - 85.00%                      | 360              | 01-Dec-2006              |
| 2000400725 1                   | 53,200.00                        | 52,564.87                      | 01-Mar-2008     | 9.900%                  | PA - 95.00%                      | 360              | 01-Dec-2006              |
| 2000400726 1                   | 267,300.00                       | 267,300.00                     | 01-Mar-2009     | 9.900%                  | CA - 90.00%                      | 360              | 01-Dec-2006              |
| 2000400738 2                   | 88,000.00                        | 85,409.87                      | 01-Aug-2009     | 8.100%                  | FL - 80.00%                      | 360              | 01-Dec-2006              |
| 2000400751 1                   | 98,500.00                        | 96,701.19                      | 01-Dec-2007     | 8.200%                  | FL - 84.99%                      | 360              | 01-Dec-2006              |

## Mortgage Pass-Through Certificates

### February 25, 2010 Distribution

| Loan Number<br>&<br>Loan Group | Original<br>Principal<br>Balance | Stated<br>Principal<br>Balance | Paid to<br>Date | Current<br>Note<br>Rate | State &<br>LTV at<br>Origination | Original<br>Term | First<br>Payment<br>Date |
|--------------------------------|----------------------------------|--------------------------------|-----------------|-------------------------|----------------------------------|------------------|--------------------------|
| 2000400760 1                   | 161,500.00                       | 161,500.00                     | 01-Nov-2007     | 8.150%                  | FL - 95.00%                      | 360              | 01-Dec-2006              |
| 2000400762 2                   | 187,500.00                       | 184,714.58                     | 01-Nov-2007     | 9.875%                  | FL - 75.00%                      | 360              | 01-Dec-2006              |
| 2000400778 1                   | 106,200.00                       | 105,503.64                     | 01-Feb-2009     | 10.350%                 | OH - 90.00%                      | 360              | 01-Dec-2006              |
| 2000400786 1                   | 110,000.00                       | 108,374.02                     | 01-Sep-2008     | 10.200%                 | AZ - 84.62%                      | 360              | 01-Dec-2006              |
| 2000400803 2                   | 140,000.00                       | 134,820.44                     | 01-Feb-2009     | 8.500%                  | PA - 80.00%                      | 360              | 01-Dec-2006              |
| 2000400828 1                   | 100,800.00                       | 99,727.30                      | 01-Jan-2008     | 11.300%                 | AL - 90.00%                      | 360              | 01-Dec-2006              |
| 2000400844 2                   | 84,546.00                        | 82,880.73                      | 01-Dec-2007     | 10.150%                 | PA - 90.00%                      | 360              | 01-Dec-2006              |
| 2000400853 2                   | 960,000.00                       | 959,666.00                     | 01-Jul-2007     | 8.350%                  | NV - 80.00%                      | 360              | 01-Dec-2006              |
| 2000400877 2                   | 160,000.00                       | 157,864.67                     | 01-Nov-2008     | 7.990%                  | SC - 80.00%                      | 360              | 01-Dec-2006              |
| 2000400890 1                   | 283,500.00                       | 277,024.58                     | 01-Aug-2007     | 9.350%                  | NJ - 90.00%                      | 360              | 01-Dec-2006              |
| 2000400900 1                   | 369,000.00                       | 364,400.75                     | 01-Dec-2008     | 7.650%                  | MD - 90.00%                      | 360              | 01-Dec-2006              |
| 2000400901 1                   | 133,600.00                       | 132,192.32                     | 01-Nov-2008     | 8.450%                  | FL - 80.00%                      | 360              | 01-Dec-2006              |
| 2000400903 1                   | 54,000.00                        | 52,892.38                      | 01-Apr-2009     | 9.990%                  | AR - 100.00%                     | 360              | 01-Dec-2006              |
| 2000400904 2                   | 420,000.00                       | 415,789.10                     | 01-Nov-2008     | 8.700%                  | NJ - 80.00%                      | 360              | 01-Dec-2006              |
| 2000400913 2                   | 314,100.00                       | 311,627.33                     | 01-Jan-2008     | 9.600%                  | NJ - 90.00%                      | 360              | 01-Dec-2006              |
| 2000400914 2                   | 480,000.00                       | 480,000.00                     | 01-Nov-2007     | 7.625%                  | CA - 80.00%                      | 360              | 01-Dec-2006              |
| 2000400921 1                   | 152,000.00                       | 149,289.20                     | 01-Oct-2008     | 10.650%                 | PA - 100.00%                     | 360              | 01-Dec-2006              |
| 2000400922 2                   | 50,000.00                        | 49,497.70                      | 01-Feb-2008     | 11.600%                 | PA - 90.91%                      | 360              | 01-Dec-2006              |
| 2000400925 1                   | 152,000.00                       | 148,040.76                     | 01-Dec-2008     | 8.850%                  | FL - 80.00%                      | 360              | 01-Dec-2006              |
| 2000400929 1                   | 333,000.00                       | 323,359.82                     | 01-Oct-2007     | 8.150%                  | NJ - 90.00%                      | 360              | 01-Dec-2006              |
| 2000400933 2                   | 165,750.00                       | 164,147.22                     | 01-Apr-2009     | 8.500%                  | MI - 85.00%                      | 360              | 01-Dec-2006              |
| 2000400935 2                   | 147,250.00                       | 143,516.74                     | 01-Dec-2008     | 8.750%                  | FL - 95.00%                      | 360              | 01-Dec-2006              |
| 2000400939 2                   | 52,250.00                        | 51,426.89                      | 01-Apr-2008     | 9.500%                  | IN - 95.00%                      | 360              | 01-Dec-2006              |
| 2000400940 1                   | 210,000.00                       | 207,507.04                     | 01-Dec-2008     | 7.950%                  | CT - 57.53%                      | 360              | 01-Dec-2006              |
| 2000400945 1                   | 101,500.00                       | 99,403.87                      | 01-Apr-2009     | 8.750%                  | MI - 100.00%                     | 360              | 01-Dec-2006              |
| 2000400949 2                   | 169,520.00                       | 164,274.77                     | 01-Feb-2009     | 7.600%                  | FL - 80.00%                      | 360              | 01-Dec-2006              |
| 2000400951 2                   | 472,500.00                       | 461,500.62                     | 01-Nov-2006     | 9.150%                  | NY - 90.00%                      | 360              | 01-Dec-2006              |
| 2000400956 1                   | 163,200.00                       | 163,200.00                     | 01-Mar-2008     | 8.050%                  | FL - 69.45%                      | 360              | 01-Dec-2006              |
| 2000400973 2                   | 440,000.00                       | 435,818.42                     | 01-Aug-2008     | 8.990%                  | DC - 80.00%                      | 360              | 01-Dec-2006              |
| 2000400986 2                   | 125,000.00                       | 123,191.20                     | 01-Sep-2008     | 8.950%                  | MI - 43.86%                      | 360              | 01-Dec-2006              |
| 2000400997 2                   | 264,800.00                       | 264,800.00                     | 01-Mar-2009     | 5.000%                  | CA - 80.00%                      | 360              | 01-Dec-2006              |
| 2000400999 1                   | 88,800.00                        | 86,324.31                      | 01-Aug-2008     | 8.300%                  | PA - 80.00%                      | 360              | 01-Dec-2006              |
| 2000401003 1                   | 270,000.00                       | 263,283.51                     | 01-Nov-2007     | 8.950%                  | NJ - 90.00%                      | 360              | 01-Dec-2006              |
| 2000401008 1                   | 245,000.00                       | 239,534.79                     | 01-Feb-2008     | 9.450%                  | MD - 67.12%                      | 360              | 01-Dec-2006              |
| 2000401010 2                   | 432,000.00                       | 425,491.47                     | 01-Feb-2009     | 7.625%                  | CA - 80.00%                      | 360              | 01-Dec-2006              |
| 2000401032 2                   | 54,000.00                        | 53,501.89                      | 01-Aug-2008     | 11.990%                 | OH - 90.00%                      | 360              | 01-Dec-2006              |
| 2000401036 1                   | 318,750.00                       | 310,802.49                     | 01-Apr-2007     | 8.700%                  | FL - 85.00%                      | 360              | 01-Dec-2006              |
| 2000401044 2                   | 70,000.00                        | 63,528.50                      | 01-May-2009     | 8.950%                  | MO - 53.44%                      | 180              | 01-Dec-2006              |
| 2000401052 2                   | 375,000.00                       | 364,107.14                     | 01-Sep-2008     | 7.875%                  | PA - 75.00%                      | 360              | 01-Dec-2006              |
| 2000401084 2                   | 96,600.00                        | 94,800.43                      | 01-Sep-2007     | 10.350%                 | PA - 77.28%                      | 360              | 01-Dec-2006              |
| 2000401087 1                   | 150,000.00                       | 148,938.66                     | 01-Aug-2007     | 9.990%                  | FL - 47.62%                      | 360              | 01-Dec-2006              |
| 2000401095 1                   | 110,400.00                       | 108,321.70                     | 01-Jun-2008     | 8.990%                  | FL - 80.00%                      | 360              | 01-Dec-2006              |
| 2000401107 1                   | 143,000.00                       | 140,723.04                     | 01-Apr-2009     | 6.050%                  | FL - 74.79%                      | 360              | 01-Dec-2006              |
| 2000401109 2                   | 400,000.00                       | 400,000.00                     | 01-Aug-2008     | 6.125%                  | NV - 72.07%                      | 360              | 01-Nov-2006              |
| 2000401139 2                   | 500,000.00                       | 487,321.42                     | 01-Aug-2009     | 6.000%                  | NJ - 94.70%                      | 360              | 01-Dec-2006              |
| 2000401145 1                   | 264,000.00                       | 260,640.43                     | 01-Oct-2007     | 7.650%                  | CT - 80.00%                      | 360              | 01-Dec-2006              |
| 2000401152 1                   | 116,000.00                       | 114,673.18                     | 01-Jan-2008     | 10.990%                 | NM - 80.00%                      | 360              | 01-Dec-2006              |

## Mortgage Pass-Through Certificates

### February 25, 2010 Distribution

| Loan Number<br>&<br>Loan Group | Original<br>Principal<br>Balance | Stated<br>Principal<br>Balance | Paid to<br>Date | Current<br>Note<br>Rate | State &<br>LTV at<br>Origination | Original<br>Term | First<br>Payment<br>Date |
|--------------------------------|----------------------------------|--------------------------------|-----------------|-------------------------|----------------------------------|------------------|--------------------------|
| 2000401162 1                   | 121,600.00                       | 118,806.62                     | 01-Feb-2008     | 9.250%                  | TX - 80.00%                      | 360              | 01-Dec-2006              |
| 2000401171 2                   | 165,000.00                       | 160,927.56                     | 01-May-2009     | 3.500%                  | NJ - 51.56%                      | 360              | 01-Dec-2006              |
| 2000401173 2                   | 104,000.00                       | 100,858.77                     | 01-Jul-2009     | 7.150%                  | MO - 80.00%                      | 360              | 01-Dec-2006              |
| 2000401176 1                   | 145,000.00                       | 142,364.76                     | 01-Dec-2007     | 7.875%                  | FL - 72.50%                      | 360              | 01-Dec-2006              |
| 2000401177 2                   | 220,500.00                       | 219,371.21                     | 01-Oct-2008     | 8.000%                  | CT - 90.00%                      | 360              | 01-Dec-2006              |
| 2000401188 2                   | 240,000.00                       | 233,972.17                     | 01-Apr-2009     | 8.900%                  | CT - 83.33%                      | 360              | 01-Dec-2006              |
| 2000401197 1                   | 146,700.00                       | 145,454.13                     | 01-Jan-2009     | 9.650%                  | LA - 90.00%                      | 360              | 01-Dec-2006              |
| 2000401203 2                   | 121,500.00                       | 120,737.70                     | 01-Jun-2007     | 10.500%                 | FL - 90.00%                      | 360              | 01-Dec-2006              |
| 2000401208 1                   | 315,000.00                       | 313,179.22                     | 01-Aug-2007     | 8.625%                  | FL - 90.00%                      | 360              | 01-Dec-2006              |
| 2000401211 1                   | 280,000.00                       | 274,475.87                     | 01-Oct-2009     | 9.990%                  | PA - 80.00%                      | 360              | 01-Dec-2006              |
| 2000401219 1                   | 108,000.00                       | 107,442.73                     | 01-Jul-2008     | 10.500%                 | OH - 90.00%                      | 360              | 01-Dec-2006              |
| 2000401231 2                   | 170,267.00                       | 170,267.00                     | 01-Jul-2008     | 8.900%                  | OH - 80.00%                      | 360              | 01-Dec-2006              |
| 2000401235 1                   | 183,600.00                       | 180,665.35                     | 01-Apr-2009     | 6.600%                  | FL - 90.00%                      | 360              | 01-Dec-2006              |
| 2000401238 1                   | 146,250.00                       | 142,360.57                     | 01-Oct-2008     | 8.600%                  | LA - 75.00%                      | 360              | 01-Dec-2006              |
| 2000401242 2                   | 242,250.00                       | 240,123.47                     | 01-Oct-2008     | 9.750%                  | FL - 95.00%                      | 360              | 01-Dec-2006              |
| 2000401245 1                   | 395,000.00                       | 390,347.71                     | 01-Feb-2008     | 7.900%                  | MA - 94.05%                      | 360              | 01-Dec-2006              |
| 2000401249 1                   | 157,500.00                       | 157,391.08                     | 01-Jun-2008     | 8.300%                  | FL - 90.00%                      | 360              | 01-Dec-2006              |
| 2000401262 1                   | 258,300.00                       | 255,539.13                     | 01-Dec-2008     | 7.750%                  | CA - 73.67%                      | 360              | 01-Dec-2006              |
| 2000401263 1                   | 75,100.00                        | 72,254.95                      | 01-May-2008     | 8.225%                  | FL - 41.26%                      | 360              | 01-Dec-2006              |
| 2000401265 2                   | 135,000.00                       | 131,630.31                     | 01-Feb-2008     | 7.550%                  | FL - 90.00%                      | 360              | 01-Dec-2006              |
| 2000401292 1                   | 89,600.00                        | 86,959.89                      | 01-Mar-2009     | 7.750%                  | TX - 80.00%                      | 360              | 01-Dec-2006              |
| 2000401293 2                   | 319,212.00                       | 310,024.11                     | 01-Apr-2008     | 7.990%                  | WA - 80.00%                      | 360              | 01-Dec-2006              |
| 2000401295 1                   | 297,000.00                       | 295,225.70                     | 01-Jan-2008     | 9.450%                  | FL - 90.00%                      | 360              | 01-Dec-2006              |
| 2000401297 1                   | 216,600.00                       | 211,468.04                     | 01-Aug-2008     | 9.150%                  | LA - 95.00%                      | 360              | 01-Dec-2006              |
| 2000401300 1                   | 130,000.00                       | 127,055.49                     | 01-Sep-2008     | 9.250%                  | FL - 50.58%                      | 360              | 01-Dec-2006              |
| 2000401315 1                   | 266,500.00                       | 260,469.85                     | 01-Dec-2007     | 9.300%                  | CA - 61.98%                      | 360              | 01-Dec-2006              |
| 2000401318 2                   | 450,000.00                       | 436,236.45                     | 01-Oct-2008     | 7.600%                  | FL - 53.76%                      | 360              | 01-Dec-2006              |
| 2000401321 2                   | 62,400.00                        | 60,469.66                      | 01-May-2009     | 7.400%                  | OH - 80.00%                      | 360              | 01-Dec-2006              |
| 2000401322 1                   | 101,600.00                       | 98,918.00                      | 01-Apr-2008     | 8.750%                  | IL - 80.00%                      | 360              | 01-Dec-2006              |
| 2000401324 1                   | 237,916.00                       | 231,159.60                     | 01-Jan-2008     | 7.990%                  | FL - 95.00%                      | 360              | 01-Dec-2006              |
| 2000401327 1                   | 458,500.00                       | 450,352.09                     | 01-Jan-2007     | 9.150%                  | NJ - 70.00%                      | 360              | 01-Dec-2006              |
| 2000401331 1                   | 100,000.00                       | 99,795.00                      | 01-Jun-2008     | 8.750%                  | FL - 80.00%                      | 360              | 01-Dec-2006              |
| 2000401346 2                   | 135,000.00                       | 133,313.69                     | 01-Dec-2007     | 12.400%                 | ME - 100.00%                     | 360              | 01-Dec-2006              |
| 2000401356 1                   | 95,400.00                        | 92,592.20                      | 01-Dec-2008     | 8.650%                  | MI - 90.00%                      | 360              | 01-Dec-2006              |
| 2000401362 1                   | 316,000.00                       | 312,525.09                     | 01-Mar-2008     | 7.375%                  | FL - 80.00%                      | 360              | 01-Dec-2006              |
| 2000401372 1                   | 175,067.00                       | 175,041.50                     | 01-Aug-2009     | 6.000%                  | AZ - 87.10%                      | 360              | 01-Dec-2006              |
| 2000401374 2                   | 250,000.00                       | 244,701.59                     | 01-Feb-2008     | 8.500%                  | FL - 81.97%                      | 360              | 01-Dec-2006              |
| 2000401382 1                   | 92,700.00                        | 90,323.47                      | 01-May-2009     | 8.850%                  | MI - 90.00%                      | 360              | 01-Dec-2006              |
| 2000401383 2                   | 281,600.00                       | 277,427.20                     | 01-Jan-2009     | 6.000%                  | CA - 80.00%                      | 360              | 01-Dec-2006              |
| 2000401413 1                   | 67,500.00                        | 65,939.04                      | 01-Jan-2009     | 9.150%                  | SC - 90.00%                      | 360              | 01-Dec-2006              |
| 2000401427 1                   | 151,920.00                       | 147,412.35                     | 01-Dec-2007     | 7.750%                  | FL - 80.00%                      | 360              | 01-Dec-2006              |
| 2000401430 1                   | 94,500.00                        | 93,467.87                      | 01-Feb-2009     | 8.600%                  | FL - 90.00%                      | 360              | 01-Dec-2006              |
| 2000401447 2                   | 353,700.00                       | 351,501.27                     | 01-Nov-2007     | 8.375%                  | FL - 90.00%                      | 360              | 01-Dec-2006              |
| 2000401449 1                   | 171,000.00                       | 170,045.31                     | 01-Jun-2008     | 10.900%                 | SC - 95.00%                      | 360              | 01-Dec-2006              |
| 2000401452 1                   | 311,400.00                       | 305,603.21                     | 01-Dec-2007     | 9.100%                  | FL - 90.00%                      | 360              | 01-Dec-2006              |
| 2000401459 1                   | 260,000.00                       | 256,484.70                     | 01-Dec-2008     | 10.700%                 | FL - 77.61%                      | 360              | 01-Dec-2006              |
| 2000401462 2                   | 184,000.00                       | 182,034.29                     | 01-Nov-2008     | 7.700%                  | FL - 80.00%                      | 360              | 01-Dec-2006              |

## Mortgage Pass-Through Certificates

February 25, 2010 Distribution

| Loan Number<br>&<br>Loan Group | Original<br>Principal<br>Balance | Stated<br>Principal<br>Balance | Paid to<br>Date | Current<br>Note<br>Rate | State &<br>LTV at<br>Origination | Original<br>Term | First<br>Payment<br>Date |
|--------------------------------|----------------------------------|--------------------------------|-----------------|-------------------------|----------------------------------|------------------|--------------------------|
| 2000401469 2                   | 146,400.00                       | 142,264.15                     | 01-Feb-2008     | 8.600%                  | FL - 80.00%                      | 360              | 01-Dec-2006              |
| 2000401471 2                   | 89,880.00                        | 88,489.41                      | 01-Dec-2008     | 8.375%                  | MI - 100.00%                     | 360              | 01-Dec-2006              |
| 2000401473 1                   | 143,100.00                       | 140,109.69                     | 01-Aug-2008     | 9.950%                  | PA - 90.00%                      | 360              | 01-Dec-2006              |
| 2000401480 1                   | 157,600.00                       | 154,349.38                     | 01-Sep-2007     | 9.900%                  | FL - 80.00%                      | 360              | 01-Dec-2006              |
| 2000401497 2                   | 66,750.00                        | 65,730.68                      | 01-Mar-2009     | 11.100%                 | MI - 75.00%                      | 360              | 01-Dec-2006              |
| 2000401498 1                   | 264,000.00                       | 263,908.70                     | 01-Dec-2008     | 8.300%                  | CA - 80.00%                      | 360              | 01-Dec-2006              |
| 2000401503 1                   | 206,550.00                       | 204,873.43                     | 01-Feb-2009     | 9.350%                  | FL - 85.00%                      | 360              | 01-Dec-2006              |
| 2000401504 2                   | 600,000.00                       | 585,312.89                     | 01-Jan-2009     | 8.950%                  | CA - 80.00%                      | 360              | 01-Dec-2006              |
| 2000401509 2                   | 228,000.00                       | 222,963.30                     | 01-Mar-2008     | 7.125%                  | CA - 80.00%                      | 360              | 01-Dec-2006              |
| 2000401514 1                   | 119,700.00                       | 116,495.52                     | 01-Feb-2008     | 9.550%                  | IN - 90.00%                      | 360              | 01-Dec-2006              |
| 2000401519 1                   | 122,000.00                       | 119,954.51                     | 01-Nov-2008     | 10.950%                 | NJ - 80.00%                      | 360              | 01-Dec-2006              |
| 2000401524 1                   | 109,250.00                       | 106,935.81                     | 01-Jun-2009     | 8.350%                  | SC - 95.00%                      | 360              | 01-Nov-2006              |
| 2000401562 2                   | 117,000.00                       | 114,631.15                     | 01-Oct-2008     | 10.050%                 | MS - 90.00%                      | 360              | 01-Dec-2006              |
| 2000401564 1                   | 300,000.00                       | 297,750.17                     | 01-Jul-2008     | 8.750%                  | CA - 76.92%                      | 360              | 01-Dec-2006              |
| 2000401582 2                   | 100,800.00                       | 97,960.22                      | 01-Feb-2009     | 8.150%                  | SC - 80.00%                      | 360              | 01-Dec-2006              |
| 2000401587 1                   | 263,250.00                       | 260,062.50                     | 01-Jul-2008     | 12.550%                 | NC - 65.00%                      | 360              | 01-Dec-2006              |
| 2000401588 1                   | 191,900.00                       | 188,773.98                     | 01-Apr-2008     | 9.750%                  | FL - 95.00%                      | 360              | 01-Dec-2006              |
| 2000401594 2                   | 112,200.00                       | 109,464.80                     | 01-Jan-2009     | 8.900%                  | MI - 85.00%                      | 360              | 01-Dec-2006              |
| 2000401596 2                   | 562,500.00                       | 555,946.03                     | 01-Sep-2008     | 8.200%                  | FL - 75.00%                      | 360              | 01-Dec-2006              |
| 2000401598 2                   | 345,000.00                       | 339,476.14                     | 01-Dec-2008     | 10.800%                 | FL - 100.00%                     | 360              | 01-Dec-2006              |
| 2000401605 1                   | 72,000.00                        | 70,868.15                      | 01-Feb-2009     | 9.850%                  | PA - 90.00%                      | 360              | 01-Dec-2006              |
| 2000401609 1                   | 229,500.00                       | 223,764.70                     | 01-Dec-2008     | 5.500%                  | LA - 85.00%                      | 360              | 01-Dec-2006              |
| 2000401610 1                   | 228,750.00                       | 226,121.32                     | 01-Dec-2007     | 8.375%                  | FL - 75.00%                      | 360              | 01-Dec-2006              |
| 2000401616 1                   | 261,500.00                       | 258,878.35                     | 01-Feb-2008     | 8.700%                  | OR - 58.11%                      | 360              | 01-Dec-2006              |
| 2000401620 1                   | 200,100.00                       | 195,280.68                     | 01-May-2008     | 9.050%                  | AZ - 80.04%                      | 360              | 01-Dec-2006              |
| 2000401622 1                   | 117,000.00                       | 114,975.14                     | 01-May-2008     | 10.800%                 | SC - 90.00%                      | 360              | 01-Dec-2006              |
| 2000401636 1                   | 237,500.00                       | 230,092.60                     | 01-May-2009     | 7.750%                  | FL - 63.33%                      | 360              | 01-Dec-2006              |
| 2000401640 1                   | 150,750.00                       | 148,585.10                     | 01-Apr-2008     | 7.550%                  | FL - 75.00%                      | 360              | 01-Dec-2006              |
| 2000401641 2                   | 305,000.00                       | 299,528.88                     | 01-Dec-2007     | 9.150%                  | FL - 100.00%                     | 360              | 01-Dec-2006              |
| 2000401659 1                   | 140,000.00                       | 137,668.66                     | 01-Jan-2008     | 10.990%                 | CT - 70.00%                      | 360              | 01-Dec-2006              |
| 2000401660 2                   | 133,200.00                       | 131,094.33                     | 01-Jul-2008     | 11.250%                 | MS - 90.00%                      | 360              | 01-Dec-2006              |
| 2000401662 2                   | 636,000.00                       | 629,518.61                     | 01-Feb-2008     | 8.800%                  | NJ - 80.00%                      | 360              | 01-Dec-2006              |
| 2000401664 1                   | 153,900.00                       | 151,937.85                     | 01-Oct-2008     | 7.990%                  | FL - 68.40%                      | 360              | 01-Dec-2006              |
| 2000401667 2                   | 217,800.00                       | 212,329.74                     | 01-Jul-2009     | 8.900%                  | NC - 90.00%                      | 360              | 01-Dec-2006              |
| 2000401668 1                   | 367,500.00                       | 357,354.32                     | 01-Jun-2008     | 8.150%                  | MD - 75.00%                      | 360              | 01-Dec-2006              |
| 2000401673 1                   | 402,500.00                       | 402,500.00                     | 01-Jan-2009     | 7.950%                  | CA - 70.00%                      | 360              | 01-Dec-2006              |
| 2000401679 1                   | 328,000.00                       | 328,000.00                     | 01-Nov-2008     | 7.625%                  | MD - 79.42%                      | 360              | 01-Dec-2006              |
| 2000401680 1                   | 350,200.00                       | 348,051.07                     | 01-Feb-2008     | 9.500%                  | FL - 85.00%                      | 360              | 01-Dec-2006              |
| 2000401685 2                   | 981,000.00                       | 960,993.06                     | 01-Sep-2007     | 9.900%                  | FL - 90.00%                      | 360              | 01-Dec-2006              |
| 2000401687 1                   | 112,500.00                       | 110,245.32                     | 01-Oct-2009     | 10.050%                 | VA - 56.25%                      | 360              | 01-Dec-2006              |
| 2000401696 1                   | 214,700.00                       | 213,156.57                     | 01-Apr-2008     | 8.850%                  | FL - 95.00%                      | 360              | 01-Dec-2006              |
| 2000401715 2                   | 107,000.00                       | 104,358.94                     | 01-Dec-2007     | 8.990%                  | NY - 68.59%                      | 360              | 01-Dec-2006              |
| 2000401727 2                   | 85,455.00                        | 84,299.51                      | 01-May-2007     | 10.700%                 | TX - 90.00%                      | 360              | 01-Dec-2006              |
| 2000401763 1                   | 261,250.00                       | 259,377.60                     | 01-Jul-2008     | 8.800%                  | FL - 95.00%                      | 360              | 01-Dec-2006              |
| 2000401764 2                   | 117,640.00                       | 113,178.17                     | 01-Jul-2009     | 5.000%                  | MD - 68.00%                      | 360              | 01-Dec-2006              |
| 2000401765 1                   | 228,000.00                       | 226,177.99                     | 01-Mar-2008     | 8.450%                  | FL - 95.00%                      | 360              | 01-Dec-2006              |
| 2000401780 2                   | 181,600.00                       | 176,415.39                     | 01-Mar-2009     | 7.900%                  | FL - 80.00%                      | 360              | 01-Dec-2006              |

## Mortgage Pass-Through Certificates

### February 25, 2010 Distribution

| Loan Number<br>&<br>Loan Group | Original<br>Principal<br>Balance | Stated<br>Principal<br>Balance | Paid to<br>Date | Current<br>Note<br>Rate | State &<br>LTV at<br>Origination | Original<br>Term | First<br>Payment<br>Date |
|--------------------------------|----------------------------------|--------------------------------|-----------------|-------------------------|----------------------------------|------------------|--------------------------|
| 2000401781 1                   | 82,500.00                        | 80,503.13                      | 01-Nov-2008     | 8.950%                  | MI - 55.00%                      | 360              | 01-Dec-2006              |
| 2000401791 2                   | 100,400.00                       | 96,695.13                      | 01-Jul-2009     | 3.000%                  | FL - 82.30%                      | 360              | 01-Dec-2006              |
| 2000401793 1                   | 332,500.00                       | 328,217.12                     | 01-Mar-2009     | 6.000%                  | MD - 94.19%                      | 360              | 01-Dec-2006              |
| 2000401798 2                   | 459,200.00                       | 454,012.53                     | 01-Feb-2008     | 8.350%                  | NY - 80.00%                      | 360              | 01-Dec-2006              |
| 2000401810 2                   | 508,500.00                       | 508,500.00                     | 01-Feb-2008     | 9.200%                  | CA - 90.00%                      | 360              | 01-Dec-2006              |
| 2000401812 2                   | 160,000.00                       | 158,158.27                     | 01-Aug-2009     | 4.990%                  | AZ - 80.00%                      | 360              | 01-Dec-2006              |
| 2000401820 1                   | 110,000.00                       | 109,027.12                     | 01-Oct-2008     | 8.150%                  | FL - 72.85%                      | 360              | 01-Dec-2006              |
| 2000401832 2                   | 146,250.00                       | 143,573.02                     | 01-Aug-2008     | 10.500%                 | FL - 65.00%                      | 360              | 01-Dec-2006              |
| 2000401834 1                   | 178,500.00                       | 177,232.36                     | 01-Jul-2008     | 8.990%                  | FL - 85.00%                      | 360              | 01-Dec-2006              |
| 2000401847 1                   | 135,000.00                       | 131,702.69                     | 01-Mar-2008     | 8.800%                  | FL - 75.00%                      | 360              | 01-Dec-2006              |
| 2000401852 1                   | 164,000.00                       | 161,520.75                     | 01-Jul-2008     | 10.150%                 | FL - 74.55%                      | 360              | 01-Dec-2006              |
| 2000401854 2                   | 143,910.00                       | 140,564.88                     | 01-Jun-2008     | 9.200%                  | PA - 90.00%                      | 360              | 01-Dec-2006              |
| 2000401872 2                   | 83,250.00                        | 82,415.52                      | 01-May-2009     | 9.050%                  | LA - 75.00%                      | 360              | 01-Dec-2006              |
| 2000401878 1                   | 326,250.00                       | 317,401.50                     | 01-Jul-2008     | 8.600%                  | NY - 75.00%                      | 360              | 01-Dec-2006              |
| 2000401881 2                   | 294,100.00                       | 294,100.00                     | 01-Mar-2008     | 8.150%                  | FL - 85.00%                      | 360              | 01-Dec-2006              |
| 2000401892 2                   | 228,600.00                       | 223,279.92                     | 01-Jan-2008     | 8.950%                  | FL - 90.00%                      | 360              | 01-Dec-2006              |
| 2000401893 2                   | 100,000.00                       | 97,564.85                      | 01-Mar-2008     | 9.250%                  | FL - 59.17%                      | 360              | 01-Dec-2006              |
| 2000401900 1                   | 163,500.00                       | 158,563.57                     | 01-Aug-2008     | 7.925%                  | FL - 75.00%                      | 360              | 01-Dec-2006              |
| 2000401906 2                   | 101,600.00                       | 98,972.19                      | 01-Oct-2007     | 8.700%                  | NC - 80.00%                      | 360              | 01-Dec-2006              |
| 2000401907 2                   | 25,400.00                        | 23,907.51                      | 01-May-2007     | 11.000%                 | NC - 100.00%                     | 180              | 01-Dec-2006              |
| 2000401922 1                   | 120,000.00                       | 116,778.45                     | 01-Nov-2007     | 8.550%                  | NY - 25.81%                      | 360              | 01-Dec-2006              |
| 2000401938 1                   | 135,000.00                       | 133,392.59                     | 01-Jan-2007     | 10.100%                 | FL - 90.00%                      | 360              | 01-Dec-2006              |
| 2000401942 1                   | 277,950.00                       | 275,068.77                     | 01-Oct-2007     | 9.950%                  | FL - 85.00%                      | 360              | 01-Dec-2006              |
| 2000401946 1                   | 212,500.00                       | 210,071.57                     | 01-Apr-2008     | 8.650%                  | FL - 85.00%                      | 360              | 01-Dec-2006              |
| 2000401958 1                   | 107,000.00                       | 105,257.93                     | 01-May-2008     | 7.400%                  | FL - 79.26%                      | 360              | 01-Dec-2006              |
| 2000401980 1                   | 174,800.00                       | 171,344.67                     | 01-Jul-2008     | 8.500%                  | MO - 95.00%                      | 360              | 01-Dec-2006              |
| 2000401986 1                   | 92,160.00                        | 89,755.50                      | 01-Dec-2008     | 8.700%                  | PA - 72.00%                      | 360              | 01-Dec-2006              |
| 2000401988 1                   | 71,610.00                        | 69,731.81                      | 01-Mar-2009     | 8.700%                  | TX - 77.00%                      | 360              | 01-Dec-2006              |
| 2000401990 1                   | 225,000.00                       | 217,576.26                     | 01-Apr-2008     | 7.750%                  | FL - 60.00%                      | 360              | 01-Dec-2006              |
| 2000401993 1                   | 174,250.00                       | 171,016.00                     | 01-Oct-2008     | 10.450%                 | WV - 85.00%                      | 360              | 01-Dec-2006              |
| 2000401994 1                   | 194,000.00                       | 189,773.44                     | 01-Jan-2008     | 8.125%                  | FL - 78.54%                      | 360              | 01-Dec-2006              |
| 2000401999 1                   | 255,000.00                       | 249,560.64                     | 01-Jan-2009     | 9.650%                  | VA - 85.00%                      | 360              | 01-Dec-2006              |
| 2000402012 2                   | 152,000.00                       | 150,648.66                     | 01-Aug-2008     | 8.550%                  | FL - 80.00%                      | 360              | 01-Dec-2006              |
| 2000402054 1                   | 144,810.00                       | 142,081.67                     | 01-Jan-2009     | 9.350%                  | SC - 90.00%                      | 360              | 01-Dec-2006              |
| 2000402092 2                   | 432,000.00                       | 432,000.00                     | 01-Nov-2008     | 7.875%                  | CA - 90.00%                      | 360              | 01-Dec-2006              |
| 2000402097 1                   | 201,450.00                       | 195,220.62                     | 01-Dec-2007     | 7.850%                  | FL - 85.00%                      | 360              | 01-Dec-2006              |
| 2000402104 1                   | 140,000.00                       | 136,339.20                     | 01-Feb-2008     | 8.350%                  | MA - 43.75%                      | 360              | 01-Dec-2006              |
| 2000402105 2                   | 294,500.00                       | 291,014.99                     | 01-Sep-2007     | 11.350%                 | NJ - 95.00%                      | 360              | 01-Dec-2006              |
| 2000402106 1                   | 114,000.00                       | 113,356.14                     | 01-Jan-2009     | 7.990%                  | MI - 95.00%                      | 360              | 01-Nov-2006              |
| 2000402108 2                   | 345,000.00                       | 345,000.00                     | 01-Oct-2008     | 7.375%                  | CA - 87.34%                      | 360              | 01-Dec-2006              |
| 2000402113 2                   | 213,600.00                       | 213,600.00                     | 01-Feb-2008     | 8.950%                  | AZ - 80.00%                      | 360              | 01-Dec-2006              |
| 2000402128 2                   | 527,000.00                       | 522,434.68                     | 01-Oct-2007     | 9.250%                  | MD - 85.00%                      | 360              | 01-Dec-2006              |
| 2000402138 2                   | 423,000.00                       | 418,490.35                     | 01-Oct-2007     | 8.200%                  | NY - 90.00%                      | 360              | 01-Dec-2006              |
| 2000402139 2                   | 199,736.00                       | 199,736.00                     | 01-Mar-2008     | 9.350%                  | AZ - 80.00%                      | 360              | 01-Dec-2006              |
| 2000402143 2                   | 172,800.00                       | 172,800.00                     | 01-Mar-2009     | 7.925%                  | NV - 80.00%                      | 360              | 01-Dec-2006              |
| 2000402151 1                   | 228,000.00                       | 226,903.12                     | 01-Oct-2008     | 8.000%                  | FL - 95.00%                      | 360              | 01-Dec-2006              |
| 2000402152 2                   | 71,400.00                        | 69,904.64                      | 01-Feb-2009     | 9.700%                  | PA - 70.00%                      | 360              | 01-Dec-2006              |

## Mortgage Pass-Through Certificates

February 25, 2010 Distribution

| Loan Number<br>&<br>Loan Group | Original<br>Principal<br>Balance | Stated<br>Principal<br>Balance | Paid to<br>Date | Current<br>Note<br>Rate | State &<br>LTV at<br>Origination | Original<br>Term | First<br>Payment<br>Date |
|--------------------------------|----------------------------------|--------------------------------|-----------------|-------------------------|----------------------------------|------------------|--------------------------|
| 2000402155 2                   | 332,400.00                       | 326,472.84                     | 01-Sep-2008     | 7.150%                  | FL - 80.00%                      | 360              | 01-Dec-2006              |
| 2000402158 2                   | 208,000.00                       | 204,448.67                     | 01-Feb-2009     | 6.000%                  | FL - 80.00%                      | 360              | 01-Dec-2006              |
| 2000402167 2                   | 155,120.00                       | 150,255.43                     | 01-Jun-2008     | 7.550%                  | AR - 80.00%                      | 360              | 01-Dec-2006              |
| 2000402179 1                   | 400,000.00                       | 391,749.15                     | 01-Nov-2008     | 7.000%                  | FL - 65.04%                      | 360              | 01-Dec-2006              |
| 2000402194 1                   | 200,000.00                       | 197,163.65                     | 01-Dec-2008     | 9.000%                  | MA - 80.00%                      | 360              | 01-Dec-2006              |
| 2000402203 2                   | 180,000.00                       | 180,000.00                     | 01-Mar-2009     | 7.900%                  | FL - 80.00%                      | 360              | 01-Dec-2006              |
| 2000402204 2                   | 387,000.00                       | 379,056.73                     | 01-Oct-2007     | 8.150%                  | FL - 90.00%                      | 360              | 01-Dec-2006              |
| 2000402210 1                   | 95,000.00                        | 91,332.42                      | 01-Aug-2009     | 6.625%                  | FL - 73.08%                      | 360              | 01-Dec-2006              |
| 2000402214 1                   | 175,000.00                       | 171,719.77                     | 01-Mar-2009     | 10.400%                 | VA - 98.32%                      | 360              | 01-Dec-2006              |
| 2000402222 2                   | 266,400.00                       | 260,638.92                     | 01-Oct-2008     | 9.550%                  | PA - 90.00%                      | 360              | 01-Dec-2006              |
| 2000402227 2                   | 198,400.00                       | 198,400.00                     | 01-Aug-2008     | 7.650%                  | NV - 80.00%                      | 360              | 01-Dec-2006              |
| 2000402238 2                   | 180,000.00                       | 177,128.47                     | 01-Sep-2008     | 7.375%                  | FL - 80.00%                      | 360              | 01-Dec-2006              |
| 2000402244 1                   | 288,750.00                       | 280,106.55                     | 01-Mar-2009     | 7.550%                  | CA - 75.00%                      | 360              | 01-Dec-2006              |
| 2000402245 1                   | 177,000.00                       | 175,596.34                     | 01-Feb-2008     | 8.800%                  | FL - 94.15%                      | 360              | 01-Dec-2006              |
| 2000402256 2                   | 123,200.00                       | 121,585.35                     | 01-Sep-2008     | 7.375%                  | FL - 70.00%                      | 360              | 01-Aug-2006              |
| 2000402262 2                   | 440,000.00                       | 438,495.68                     | 01-Apr-2008     | 8.990%                  | CA - 80.00%                      | 360              | 01-Nov-2006              |
| 2000402268 1                   | 118,800.00                       | 115,905.93                     | 01-Oct-2008     | 8.375%                  | FL - 66.00%                      | 360              | 01-Nov-2006              |
| 2000402273 1                   | 223,000.00                       | 215,980.32                     | 01-Jan-2009     | 7.700%                  | FL - 78.25%                      | 360              | 01-Dec-2006              |
| 2000402276 1                   | 140,000.00                       | 137,403.00                     | 01-Oct-2008     | 9.300%                  | FL - 70.00%                      | 360              | 01-Nov-2006              |
| 2000402279 1                   | 180,500.00                       | 175,433.79                     | 01-Jan-2009     | 8.760%                  | FL - 95.00%                      | 360              | 01-Dec-2006              |
| 2000402285 1                   | 231,000.00                       | 226,413.74                     | 01-Jul-2007     | 8.770%                  | FL - 68.96%                      | 360              | 01-Dec-2006              |
| 2000402311 1                   | 105,000.00                       | 102,009.06                     | 01-Jul-2007     | 8.390%                  | FL - 75.00%                      | 360              | 01-Nov-2006              |
| 2000403123 1                   | 336,000.00                       | 335,990.00                     | 01-Jul-2008     | 7.500%                  | FL - 76.36%                      | 360              | 01-Oct-2006              |
| 2000379850 1                   | 135,000.00                       | 131,196.03                     | 01-Aug-2008     | 8.825%                  | ME - 74.38%                      | 360              | 01-Aug-2006              |
| 2000381119 1                   | 360,000.00                       | 353,193.76                     | 01-Dec-2008     | 10.800%                 | MA - 90.00%                      | 360              | 01-Sep-2006              |
| 2000396367 1                   | 77,850.00                        | 76,687.24                      | 01-Aug-2009     | 10.900%                 | MO - 90.00%                      | 360              | 01-Oct-2006              |
| 2000396893 2                   | 94,000.00                        | 91,614.85                      | 01-Jan-2009     | 8.450%                  | FL - 80.00%                      | 360              | 01-Oct-2006              |
| 2000397058 1                   | 228,000.00                       | 223,327.79                     | 01-Jan-2007     | 10.100%                 | NJ - 80.00%                      | 360              | 01-Nov-2006              |
| 2000397731 2                   | 603,000.00                       | 599,586.31                     | 01-Nov-2007     | 9.563%                  | NY - 90.00%                      | 360              | 01-Oct-2006              |
| 2000397943 2                   | 158,662.00                       | 153,309.41                     | 01-Sep-2008     | 7.350%                  | FL - 80.00%                      | 360              | 01-Nov-2006              |
| 2000398160 1                   | 60,200.00                        | 59,517.02                      | 01-Feb-2009     | 10.990%                 | MI - 70.00%                      | 360              | 01-Nov-2006              |
| 2000398368 2                   | 450,000.00                       | 444,394.17                     | 01-Jul-2007     | 8.000%                  | NY - 90.00%                      | 360              | 01-Nov-2006              |
| 2000398457 1                   | 220,000.00                       | 217,976.51                     | 01-Oct-2006     | 8.250%                  | FL - 80.00%                      | 360              | 01-Nov-2006              |
| 2000398777 1                   | 112,000.00                       | 109,026.25                     | 01-Jun-2008     | 9.875%                  | OH - 70.00%                      | 360              | 01-Nov-2006              |
| 2000399217 2                   | 94,120.00                        | 92,540.41                      | 01-Jan-2009     | 9.050%                  | MI - 80.00%                      | 360              | 01-Nov-2006              |
| 2000399525 1                   | 136,000.00                       | 133,893.35                     | 01-Apr-2008     | 10.050%                 | FL - 80.00%                      | 360              | 01-Nov-2006              |
| 2000399536 1                   | 99,000.00                        | 96,874.78                      | 01-Nov-2009     | 10.350%                 | MS - 90.00%                      | 360              | 01-Nov-2006              |
| 2000399734 1                   | 276,250.00                       | 271,383.80                     | 01-May-2007     | 8.500%                  | FL - 85.00%                      | 360              | 01-Dec-2006              |
| 2000399918 1                   | 197,812.00                       | 192,626.30                     | 01-Jan-2008     | 8.900%                  | FL - 42.36%                      | 360              | 01-Dec-2006              |
| 2000400045 1                   | 308,500.00                       | 296,197.54                     | 01-Nov-2008     | 7.850%                  | AZ - 84.99%                      | 360              | 01-Dec-2006              |
| 2000401229 1                   | 153,000.00                       | 149,848.86                     | 01-May-2007     | 9.450%                  | FL - 100.00%                     | 360              | 01-Nov-2006              |
| 2000401648 1                   | 93,000.00                        | 90,879.53                      | 01-Jun-2009     | 9.900%                  | NC - 83.04%                      | 360              | 01-Dec-2006              |
| 2000402334 1                   | 181,450.00                       | 177,623.37                     | 01-Mar-2008     | 9.700%                  | FL - 95.00%                      | 360              | 01-Dec-2006              |
| 2000402353 2                   | 368,000.00                       | 363,859.94                     | 01-Dec-2008     | 7.400%                  | CA - 80.00%                      | 360              | 01-Dec-2006              |
| 2000402355 2                   | 140,250.00                       | 138,466.51                     | 01-Jul-2007     | 8.000%                  | FL - 85.00%                      | 360              | 01-Dec-2006              |
| 2000402360 2                   | 182,750.00                       | 179,320.00                     | 01-Dec-2007     | 8.800%                  | FL - 85.00%                      | 360              | 01-Dec-2006              |
| 2000402363 1                   | 108,000.00                       | 105,016.03                     | 01-Mar-2009     | 6.325%                  | FL - 90.00%                      | 360              | 01-Dec-2006              |

## Mortgage Pass-Through Certificates

February 25, 2010 Distribution

| Loan Number<br>&<br>Loan Group | Original<br>Principal<br>Balance | Stated<br>Principal<br>Balance | Paid to<br>Date | Current<br>Note<br>Rate | State &<br>LTV at<br>Origination | Original<br>Term | First<br>Payment<br>Date |
|--------------------------------|----------------------------------|--------------------------------|-----------------|-------------------------|----------------------------------|------------------|--------------------------|
| 2000402367 2                   | 136,800.00                       | 134,418.08                     | 01-May-2009     | 10.750%                 | TX - 90.00%                      | 360              | 01-Dec-2006              |
| 2000402374 2                   | 591,500.00                       | 582,846.99                     | 01-Jan-2009     | 7.875%                  | CA - 91.00%                      | 360              | 01-Dec-2006              |
| 2000402379 1                   | 181,050.00                       | 179,338.00                     | 01-Jun-2008     | 8.990%                  | IL - 85.00%                      | 360              | 01-Dec-2006              |
| 2000402396 2                   | 312,000.00                       | 308,774.67                     | 01-Oct-2007     | 7.650%                  | FL - 80.00%                      | 360              | 01-Dec-2006              |
| 2000402408 2                   | 442,000.00                       | 438,030.44                     | 01-Jan-2008     | 8.950%                  | CA - 85.00%                      | 360              | 01-Dec-2006              |
| 2000402421 2                   | 192,000.00                       | 190,435.83                     | 01-Jun-2009     | 7.490%                  | UT - 80.00%                      | 360              | 01-Dec-2006              |
| 2000402429 1                   | 132,000.00                       | 129,451.12                     | 01-Jan-2007     | 10.250%                 | PA - 80.00%                      | 360              | 01-Dec-2006              |
| 2000402430 1                   | 157,500.00                       | 153,626.66                     | 01-Oct-2008     | 8.900%                  | FL - 90.00%                      | 360              | 01-Dec-2006              |
| 2000402432 2                   | 212,000.00                       | 211,904.17                     | 01-Jan-2009     | 7.250%                  | WA - 80.00%                      | 360              | 01-Dec-2006              |
| 2000402457 2                   | 166,500.00                       | 166,500.00                     | 01-Nov-2007     | 7.800%                  | MN - 92.50%                      | 360              | 01-Dec-2006              |
| 2000402473 2                   | 143,000.00                       | 141,896.25                     | 01-Mar-2007     | 12.000%                 | FL - 100.00%                     | 180              | 01-Dec-2006              |
| 2000402474 2                   | 572,000.00                       | 567,337.89                     | 01-Mar-2007     | 8.650%                  | FL - 80.00%                      | 360              | 01-Dec-2006              |
| 2000402476 2                   | 400,500.00                       | 397,073.08                     | 01-Oct-2007     | 9.300%                  | NJ - 90.00%                      | 360              | 01-Dec-2006              |
| 2000402487 1                   | 128,650.00                       | 125,986.51                     | 01-Dec-2007     | 8.500%                  | FL - 83.00%                      | 360              | 01-Dec-2006              |
| 2000402488 1                   | 95,200.00                        | 93,763.03                      | 01-Sep-2008     | 10.350%                 | TN - 85.00%                      | 360              | 01-Dec-2006              |
| 2000402493 1                   | 139,200.00                       | 137,796.40                     | 01-May-2009     | 5.000%                  | MI - 80.00%                      | 360              | 01-Dec-2006              |
| 2000402495 2                   | 436,500.00                       | 433,494.30                     | 01-Feb-2007     | 10.100%                 | NY - 90.00%                      | 360              | 01-Dec-2006              |
| 2000402510 2                   | 99,000.00                        | 98,687.82                      | 01-May-2008     | 10.950%                 | FL - 90.00%                      | 360              | 01-Dec-2006              |
| 2000402534 1                   | 92,700.00                        | 90,778.40                      | 01-Aug-2007     | 9.900%                  | IN - 90.00%                      | 360              | 01-Dec-2006              |
| 2000402551 2                   | 130,400.00                       | 126,902.56                     | 01-Jul-2009     | 6.650%                  | FL - 80.00%                      | 360              | 01-Dec-2006              |
| 2000402557 2                   | 220,000.00                       | 219,929.95                     | 01-Apr-2008     | 7.500%                  | FL - 80.00%                      | 360              | 01-Dec-2006              |
| 2000402585 1                   | 137,700.00                       | 134,933.67                     | 01-Feb-2009     | 9.990%                  | LA - 90.00%                      | 360              | 01-Dec-2006              |
| 2000402595 2                   | 88,000.00                        | 86,313.18                      | 01-Aug-2008     | 8.950%                  | SC - 80.00%                      | 360              | 01-Dec-2006              |
| 2000402597 2                   | 73,000.00                        | 71,767.87                      | 01-Feb-2009     | 10.500%                 | NY - 100.00%                     | 360              | 01-Dec-2006              |
| 2000402600 2                   | 110,500.00                       | 107,860.34                     | 01-Feb-2009     | 9.100%                  | NC - 85.00%                      | 360              | 01-Dec-2006              |
| 2000402615 1                   | 275,500.00                       | 272,352.21                     | 01-Jul-2009     | 8.175%                  | FL - 95.00%                      | 360              | 01-Dec-2006              |
| 2000402622 2                   | 144,000.00                       | 143,058.39                     | 01-May-2008     | 9.150%                  | CA - 80.00%                      | 360              | 01-Dec-2006              |
| 2000402627 1                   | 50,400.00                        | 49,034.25                      | 01-May-2009     | 8.900%                  | IN - 78.75%                      | 360              | 01-Dec-2006              |
| 2000402633 2                   | 199,500.00                       | 195,049.73                     | 01-Sep-2008     | 7.975%                  | FL - 70.00%                      | 360              | 01-Dec-2006              |
| 2000402636 1                   | 83,100.00                        | 80,804.87                      | 01-Dec-2008     | 7.000%                  | NY - 94.97%                      | 360              | 01-Dec-2006              |
| 2000402643 1                   | 277,000.00                       | 268,591.41                     | 01-Apr-2009     | 6.000%                  | CA - 62.96%                      | 360              | 01-Dec-2006              |
| 2000402669 2                   | 220,000.00                       | 214,518.06                     | 01-Nov-2008     | 8.800%                  | FL - 81.48%                      | 360              | 01-Dec-2006              |
| 2000402700 2                   | 250,000.00                       | 245,462.33                     | 01-Aug-2007     | 10.550%                 | CT - 100.00%                     | 360              | 01-Dec-2006              |
| 2000402703 1                   | 147,750.00                       | 141,969.23                     | 01-Nov-2008     | 8.650%                  | NJ - 82.08%                      | 360              | 01-Sep-2006              |
| 2000402708 1                   | 53,800.00                        | 52,835.25                      | 01-Sep-2008     | 9.150%                  | OH - 80.00%                      | 360              | 01-Dec-2006              |
| 2000402718 2                   | 199,920.00                       | 195,869.12                     | 01-Oct-2008     | 9.800%                  | VA - 80.00%                      | 360              | 01-Jan-2007              |
| 2000402727 2                   | 187,500.00                       | 183,130.60                     | 01-Dec-2007     | 8.990%                  | PA - 75.00%                      | 360              | 01-Dec-2006              |
| 2000402747 2                   | 153,000.00                       | 151,914.77                     | 01-Jun-2009     | 9.400%                  | FL - 90.00%                      | 360              | 01-Dec-2006              |
| 2000402753 2                   | 251,200.00                       | 247,076.52                     | 01-Aug-2008     | 6.750%                  | FL - 80.00%                      | 360              | 01-Jan-2007              |
| 2000402763 1                   | 113,600.00                       | 112,269.67                     | 01-Feb-2008     | 7.500%                  | FL - 80.00%                      | 360              | 01-Dec-2006              |
| 2000402782 1                   | 100,500.00                       | 98,229.94                      | 01-May-2008     | 9.450%                  | IL - 71.53%                      | 360              | 01-Dec-2006              |
| 2000402788 1                   | 148,000.00                       | 141,839.37                     | 01-Apr-2009     | 9.100%                  | PA - 80.00%                      | 360              | 01-Dec-2006              |
| 2000402790 1                   | 172,500.00                       | 170,090.42                     | 01-May-2008     | 7.300%                  | CA - 75.00%                      | 360              | 01-Dec-2006              |
| 2000402795 1                   | 187,200.00                       | 185,737.57                     | 01-Dec-2008     | 9.650%                  | FL - 90.00%                      | 360              | 01-Dec-2006              |
| 2000402820 2                   | 99,450.00                        | 97,520.75                      | 01-Jan-2009     | 8.000%                  | MO - 85.00%                      | 360              | 01-May-2006              |
| 2000402854 1                   | 148,000.00                       | 146,847.68                     | 01-Aug-2008     | 11.300%                 | FL - 60.16%                      | 360              | 01-Dec-2006              |
| 2000402875 2                   | 114,750.00                       | 113,528.12                     | 01-Apr-2009     | 8.600%                  | GA - 85.00%                      | 360              | 01-Dec-2006              |

## Mortgage Pass-Through Certificates

### February 25, 2010 Distribution

| Loan Number<br>&<br>Loan Group | Original<br>Principal<br>Balance | Stated<br>Principal<br>Balance | Paid to<br>Date | Current<br>Note<br>Rate | State &<br>LTV at<br>Origination | Original<br>Term | First<br>Payment<br>Date |
|--------------------------------|----------------------------------|--------------------------------|-----------------|-------------------------|----------------------------------|------------------|--------------------------|
| 2000402877 1                   | 178,500.00                       | 175,687.13                     | 01-May-2008     | 9.750%                  | FL - 85.00%                      | 360              | 01-Dec-2006              |
| 2000402884 1                   | 139,500.00                       | 137,474.79                     | 01-Aug-2007     | 10.350%                 | FL - 90.00%                      | 360              | 01-Dec-2006              |
| 2000402903 1                   | 75,000.00                        | 73,355.92                      | 01-Jan-2009     | 11.700%                 | OH - 82.42%                      | 360              | 01-Dec-2006              |
| 2000402904 1                   | 333,000.00                       | 323,896.98                     | 01-Aug-2009     | 8.600%                  | CA - 60.55%                      | 360              | 01-Dec-2006              |
| 2000402909 1                   | 117,000.00                       | 113,237.63                     | 01-Feb-2009     | 8.750%                  | OH - 90.00%                      | 360              | 01-Dec-2006              |
| 2000402940 2                   | 247,000.00                       | 246,994.72                     | 01-May-2007     | 8.950%                  | AZ - 95.00%                      | 360              | 01-Dec-2006              |
| 2000402957 2                   | 96,050.00                        | 94,103.41                      | 01-Mar-2009     | 9.990%                  | NC - 85.00%                      | 360              | 01-Dec-2006              |
| 2000402959 2                   | 560,500.00                       | 560,500.00                     | 01-May-2008     | 8.550%                  | NY - 95.00%                      | 360              | 01-Jan-2007              |
| 2000402975 2                   | 192,000.00                       | 191,999.59                     | 01-Jul-2009     | 2.000%                  | FL - 80.00%                      | 360              | 01-Dec-2006              |
| 2000402999 1                   | 265,000.00                       | 258,532.00                     | 01-Jan-2009     | 7.625%                  | CT - 84.13%                      | 360              | 01-Dec-2006              |
| 2000403015 2                   | 195,000.00                       | 190,495.50                     | 01-Aug-2008     | 9.125%                  | FL - 75.00%                      | 360              | 01-Dec-2006              |
| 2000403031 1                   | 72,000.00                        | 71,112.03                      | 01-Feb-2008     | 11.150%                 | KY - 80.00%                      | 360              | 01-Jan-2007              |
| 2000403032 2                   | 112,000.00                       | 108,447.28                     | 01-Jan-2008     | 7.500%                  | FL - 65.50%                      | 360              | 01-Jan-2007              |
| 2000403037 2                   | 189,451.00                       | 187,498.81                     | 01-Apr-2009     | 8.700%                  | WA - 80.00%                      | 360              | 01-Dec-2006              |
| 2000403045 1                   | 121,500.00                       | 119,465.20                     | 01-Mar-2009     | 9.450%                  | GA - 83.79%                      | 360              | 01-Jan-2007              |
| 2000403047 1                   | 140,000.00                       | 137,403.38                     | 01-Jan-2008     | 10.300%                 | TX - 80.00%                      | 360              | 01-Jan-2007              |
| 2000403048 1                   | 244,000.00                       | 237,796.07                     | 01-Jul-2009     | 8.900%                  | CT - 76.73%                      | 360              | 01-Dec-2006              |
| 2000403060 1                   | 112,500.00                       | 109,951.52                     | 01-Jul-2008     | 9.400%                  | NC - 86.54%                      | 360              | 01-Dec-2006              |
| 2000403065 1                   | 163,000.00                       | 160,965.19                     | 01-Jul-2008     | 8.200%                  | FL - 74.09%                      | 360              | 01-Dec-2006              |
| 2000403077 2                   | 97,930.00                        | 96,458.62                      | 01-Nov-2007     | 11.500%                 | WA - 70.00%                      | 360              | 01-Dec-2006              |
| 2000403080 1                   | 213,250.00                       | 206,769.05                     | 01-Apr-2009     | 7.450%                  |                                  | 360              | 01-Jan-2007              |
| 2000403083 2                   | 332,000.00                       | 325,775.49                     | 01-Jul-2007     | 8.900%                  | FL - 80.00%                      | 360              | 01-Dec-2006              |
| 2000403086 1                   | 111,000.00                       | 107,883.54                     | 01-Jul-2007     | 6.375%                  | FL - 73.51%                      | 360              | 01-Dec-2006              |
| 2000403100 1                   | 228,000.00                       | 224,574.13                     | 01-Jul-2007     | 9.125%                  | FL - 80.00%                      | 360              | 01-Dec-2006              |
| 2000403102 1                   | 396,000.00                       | 392,546.56                     | 01-May-2008     | 9.200%                  | FL - 88.00%                      | 360              | 01-Jan-2007              |
| 2000403110 1                   | 85,000.00                        | 82,843.16                      | 01-Jun-2009     | 8.990%                  | FL - 49.28%                      | 360              | 01-Dec-2006              |
| 2000403143 2                   | 160,000.00                       | 157,554.84                     | 01-May-2008     | 11.350%                 | NC - 80.00%                      | 360              | 01-Jan-2007              |
| 2000403152 2                   | 229,500.00                       | 226,348.87                     | 01-Jan-2009     | 7.500%                  | FL - 85.00%                      | 360              | 01-Dec-2006              |
| 2000403160 1                   | 365,500.00                       | 363,786.02                     | 01-Nov-2007     | 9.450%                  | VA - 85.00%                      | 360              | 01-Jan-2007              |
| 2000403181 2                   | 231,300.00                       | 231,300.00                     | 01-Aug-2007     | 9.550%                  | MD - 90.00%                      | 360              | 01-Jan-2007              |
| 2000403184 1                   | 120,000.00                       | 117,715.98                     | 01-Nov-2007     | 9.375%                  | FL - 75.00%                      | 360              | 01-Dec-2006              |
| 2000403186 2                   | 423,200.00                       | 422,271.67                     | 01-Aug-2008     | 6.250%                  | CA - 80.00%                      | 360              | 01-Jan-2007              |
| 2000403194 2                   | 160,000.00                       | 160,000.00                     | 01-Feb-2009     | 7.600%                  | AZ - 80.00%                      | 360              | 01-Dec-2006              |
| 2000403212 1                   | 158,400.00                       | 154,419.63                     | 01-Sep-2007     | 8.950%                  | FL - 90.00%                      | 360              | 01-Dec-2006              |
| 2000403214 1                   | 146,700.00                       | 143,560.49                     | 01-Dec-2008     | 9.800%                  | GA - 90.00%                      | 360              | 01-Dec-2006              |
| 2000403225 2                   | 462,000.00                       | 460,798.38                     | 01-Dec-2008     | 7.150%                  | CA - 70.00%                      | 360              | 01-Jan-2007              |
| 2000403232 2                   | 127,120.00                       | 123,039.99                     | 01-Apr-2009     | 7.400%                  | AZ - 80.00%                      | 360              | 01-Jan-2007              |
| 2000403234 1                   | 106,250.00                       | 103,943.44                     | 01-Mar-2009     | 9.500%                  | OH - 85.00%                      | 360              | 01-Jan-2007              |
| 2000403242 1                   | 173,250.00                       | 171,334.47                     | 01-Sep-2008     | 8.400%                  | FL - 75.00%                      | 360              | 01-Dec-2006              |
| 2000403256 2                   | 410,946.00                       | 401,371.49                     | 01-Apr-2008     | 9.145%                  | FL - 99.74%                      | 360              | 01-Dec-2006              |
| 2000403262 1                   | 283,500.00                       | 277,405.56                     | 01-Jan-2007     | 9.550%                  | FL - 90.00%                      | 360              | 01-Jan-2007              |
| 2000403267 2                   | 312,000.00                       | 306,416.61                     | 01-Jun-2008     | 8.100%                  | FL - 80.00%                      | 360              | 01-Jan-2007              |
| 2000403292 2                   | 224,000.00                       | 220,204.82                     | 01-Dec-2006     | 7.900%                  | FL - 80.00%                      | 360              | 01-Jan-2007              |
| 2000403301 2                   | 423,000.00                       | 417,988.09                     | 01-Mar-2009     | 6.550%                  | MD - 90.00%                      | 360              | 01-Dec-2006              |
| 2000403314 2                   | 136,000.00                       | 132,608.04                     | 01-Jul-2008     | 9.025%                  | NJ - 80.00%                      | 360              | 01-Dec-2006              |
| 2000403318 1                   | 270,000.00                       | 269,910.56                     | 01-Oct-2008     | 7.950%                  | AZ - 56.25%                      | 360              | 01-Dec-2006              |
| 2000403325 1                   | 135,000.00                       | 132,073.03                     | 01-Jan-2009     | 8.125%                  | VT - 90.00%                      | 360              | 01-Dec-2006              |

## Mortgage Pass-Through Certificates

February 25, 2010 Distribution

| Loan Number<br>&<br>Loan Group | Original<br>Principal<br>Balance | Stated<br>Principal<br>Balance | Paid to<br>Date | Current<br>Note<br>Rate | State &<br>LTV at<br>Origination | Original<br>Term | First<br>Payment<br>Date |
|--------------------------------|----------------------------------|--------------------------------|-----------------|-------------------------|----------------------------------|------------------|--------------------------|
| 2000403330 2                   | 227,700.00                       | 226,442.52                     | 01-Jul-2007     | 9.900%                  | FL - 90.00%                      | 360              | 01-Jan-2007              |
| 2000403333 2                   | 114,900.00                       | 112,570.35                     | 01-Dec-2008     | 9.990%                  | NC - 100.00%                     | 360              | 01-Jan-2007              |
| 2000403335 2                   | 247,000.00                       | 245,924.45                     | 01-May-2008     | 9.990%                  | NJ - 95.00%                      | 360              | 01-Dec-2006              |
| 2000403344 1                   | 112,000.00                       | 109,457.05                     | 01-Jul-2007     | 9.250%                  | FL - 54.90%                      | 360              | 01-Jan-2007              |
| 2000403356 2                   | 260,000.00                       | 252,100.97                     | 01-Jan-2008     | 7.125%                  | CA - 59.77%                      | 360              | 01-Dec-2006              |
| 2000403364 2                   | 119,920.00                       | 118,748.27                     | 01-Apr-2009     | 7.400%                  | ID - 80.00%                      | 360              | 01-Jan-2007              |
| 2000403393 1                   | 150,000.00                       | 146,297.24                     | 01-Jun-2009     | 8.990%                  | DE - 75.00%                      | 360              | 01-Dec-2006              |
| 2000403398 2                   | 396,370.00                       | 391,593.75                     | 01-Jul-2009     | 7.990%                  | FL - 90.00%                      | 360              | 01-Jan-2007              |
| 2000403409 1                   | 159,505.00                       | 159,499.95                     | 01-Aug-2008     | 9.150%                  | FL - 95.00%                      | 360              | 01-Jan-2007              |
| 2000403418 2                   | 367,000.00                       | 359,943.81                     | 01-Apr-2009     | 5.750%                  | CT - 69.91%                      | 360              | 01-Dec-2006              |
| 2000403424 2                   | 81,900.00                        | 80,134.44                      | 01-Dec-2008     | 9.350%                  | KY - 70.00%                      | 360              | 01-Dec-2006              |
| 2000403427 1                   | 340,000.00                       | 339,840.00                     | 01-Sep-2007     | 7.400%                  | FL - 80.00%                      | 360              | 01-Jan-2007              |
| 2000403430 1                   | 152,000.00                       | 148,473.17                     | 01-May-2008     | 9.200%                  | VA - 84.44%                      | 360              | 01-Jan-2007              |
| 2000403433 2                   | 117,000.00                       | 116,344.37                     | 01-May-2008     | 9.850%                  | OH - 90.00%                      | 360              | 01-Jan-2007              |
| 2000403442 1                   | 90,000.00                        | 89,511.24                      | 01-Jul-2008     | 9.850%                  | FL - 90.00%                      | 360              | 01-Dec-2006              |
| 2000403460 2                   | 133,560.00                       | 131,700.75                     | 01-Jun-2008     | 10.900%                 | OH - 90.00%                      | 360              | 01-Jan-2007              |
| 2000403462 1                   | 76,000.00                        | 74,820.15                      | 01-Jul-2009     | 9.700%                  | FL - 100.00%                     | 360              | 01-Dec-2006              |
| 2000403464 1                   | 97,000.00                        | 95,421.70                      | 01-Jul-2009     | 5.875%                  | AZ - 38.96%                      | 360              | 01-Jan-2007              |
| 2000403487 1                   | 61,200.00                        | 60,747.04                      | 01-Sep-2007     | 9.400%                  | IN - 85.00%                      | 360              | 01-Jan-2007              |
| 2000403489 1                   | 189,000.00                       | 185,929.18                     | 01-Aug-2008     | 9.500%                  | FL - 70.00%                      | 360              | 01-Jan-2007              |
| 2000403505 2                   | 134,705.00                       | 132,996.46                     | 01-Jan-2009     | 7.900%                  | FL - 80.00%                      | 360              | 01-Jan-2007              |
| 2000403509 1                   | 279,750.00                       | 274,091.07                     | 01-Oct-2008     | 9.990%                  | NJ - 75.00%                      | 360              | 01-Dec-2006              |
| 2000403523 2                   | 508,000.00                       | 508,000.00                     | 01-Jul-2007     | 6.875%                  | NJ - 77.91%                      | 360              | 01-Dec-2006              |
| 2000403529 1                   | 287,000.00                       | 279,466.65                     | 01-Jan-2009     | 8.000%                  | FL - 59.79%                      | 360              | 01-Dec-2006              |
| 2000403550 1                   | 169,575.00                       | 165,147.23                     | 01-Jul-2008     | 8.600%                  | FL - 85.00%                      | 360              | 01-Jan-2007              |
| 2000403552 2                   | 196,000.00                       | 189,935.65                     | 01-Aug-2008     | 7.450%                  | MA - 80.00%                      | 360              | 01-Dec-2006              |
| 2000403588 1                   | 241,000.00                       | 241,000.00                     | 01-Jun-2009     | 7.800%                  | FL - 84.56%                      | 360              | 01-Jan-2007              |
| 2000403590 2                   | 467,200.00                       | 467,200.00                     | 01-Sep-2008     | 7.975%                  | FL - 80.00%                      | 360              | 01-Jan-2007              |
| 2000403598 2                   | 100,000.00                       | 97,448.91                      | 01-Mar-2009     | 7.000%                  | MI - 80.00%                      | 360              | 01-Dec-2006              |
| 2000403604 2                   | 117,000.00                       | 115,172.43                     | 01-May-2008     | 9.800%                  | FL - 90.00%                      | 360              | 01-Jan-2007              |
| 2000403618 1                   | 131,120.00                       | 131,120.00                     | 01-Oct-2008     | 6.900%                  | FL - 80.00%                      | 360              | 01-Jan-2007              |
| 2000403621 2                   | 224,000.00                       | 221,308.02                     | 01-Sep-2008     | 8.100%                  | FL - 80.00%                      | 360              | 01-Jan-2007              |
| 2000403623 2                   | 190,950.00                       | 187,905.17                     | 01-Feb-2008     | 9.850%                  | FL - 95.00%                      | 360              | 01-Jan-2007              |
| 2000403626 2                   | 570,000.00                       | 558,558.54                     | 01-Sep-2008     | 9.900%                  | FL - 64.77%                      | 360              | 01-Jan-2007              |
| 2000403651 1                   | 236,251.00                       | 232,062.18                     | 01-Mar-2009     | 8.700%                  | MA - 75.00%                      | 360              | 01-Jan-2007              |
| 2000403654 1                   | 150,300.00                       | 148,637.17                     | 01-Oct-2008     | 8.990%                  | FL - 90.00%                      | 360              | 01-Jan-2007              |
| 2000403663 2                   | 170,000.00                       | 168,659.33                     | 01-Dec-2007     | 8.500%                  | MD - 42.50%                      | 360              | 01-Dec-2006              |
| 2000403673 2                   | 278,640.00                       | 275,438.01                     | 01-Feb-2008     | 8.150%                  |                                  | 360              | 01-Jan-2007              |
| 2000403675 2                   | 570,000.00                       | 564,347.25                     | 01-Apr-2009     | 8.790%                  | AZ - 95.00%                      | 360              | 01-Jan-2007              |
| 2000403678 1                   | 185,000.00                       | 181,181.49                     | 01-Aug-2009     | 1.750%                  | FL - 89.37%                      | 360              | 01-Nov-2006              |
| 2000403680 1                   | 146,300.00                       | 144,682.66                     | 01-Jun-2009     | 8.400%                  | AZ - 70.00%                      | 360              | 01-Jan-2007              |
| 2000403695 2                   | 288,000.00                       | 285,105.85                     | 01-Jan-2008     | 8.850%                  | CA - 90.00%                      | 360              | 01-Dec-2006              |
| 2000403713 1                   | 403,200.00                       | 400,178.04                     | 01-Sep-2007     | 8.700%                  | FL - 84.00%                      | 360              | 01-Dec-2006              |
| 2000403718 1                   | 285,000.00                       | 282,282.16                     | 01-Jul-2008     | 7.720%                  | CA - 79.17%                      | 360              | 01-Jan-2007              |
| 2000403724 2                   | 665,000.00                       | 659,627.39                     | 01-Dec-2007     | 9.450%                  | CA - 70.00%                      | 360              | 01-Jan-2007              |
| 2000403735 2                   | 358,200.00                       | 351,484.53                     | 01-Oct-2007     | 8.750%                  | FL - 90.00%                      | 360              | 01-Jan-2007              |
| 2000403739 1                   | 92,880.00                        | 91,776.98                      | 01-Dec-2007     | 11.150%                 | FL - 90.00%                      | 360              | 01-Jan-2007              |

## Mortgage Pass-Through Certificates

February 25, 2010 Distribution

| Loan Number<br>&<br>Loan Group | Original<br>Principal<br>Balance | Stated<br>Principal<br>Balance | Paid to<br>Date | Current<br>Note<br>Rate | State &<br>LTV at<br>Origination | Original<br>Term | First<br>Payment<br>Date |
|--------------------------------|----------------------------------|--------------------------------|-----------------|-------------------------|----------------------------------|------------------|--------------------------|
| 2000403754 2                   | 212,000.00                       | 207,602.96                     | 01-Jan-2007     | 8.350%                  | FL - 80.00%                      | 360              | 01-Jan-2007              |
| 2000403770 1                   | 170,000.00                       | 165,266.56                     | 01-Dec-2008     | 8.200%                  | FL - 85.00%                      | 360              | 01-Jan-2007              |
| 2000403784 2                   | 139,200.00                       | 138,015.43                     | 01-Oct-2008     | 9.450%                  | FL - 60.00%                      | 360              | 01-Jan-2007              |
| 2000403785 1                   | 240,291.00                       | 237,850.80                     | 01-Mar-2009     | 7.990%                  | FL - 90.00%                      | 360              | 01-Jan-2007              |
| 2000403797 1                   | 161,500.00                       | 158,230.44                     | 01-Dec-2008     | 9.990%                  | ME - 95.00%                      | 360              | 01-Jan-2007              |
| 2000403801 1                   | 215,910.00                       | 213,069.07                     | 01-Aug-2008     | 10.650%                 | FL - 90.00%                      | 360              | 01-Jan-2007              |
| 2000403805 1                   | 141,600.00                       | 138,767.08                     | 01-Dec-2008     | 10.400%                 | TX - 80.00%                      | 360              | 01-Jan-2007              |
| 2000403821 1                   | 217,600.00                       | 214,906.92                     | 01-Oct-2007     | 7.990%                  | FL - 68.00%                      | 360              | 01-Jan-2007              |
| 2000403837 2                   | 159,200.00                       | 155,694.81                     | 01-Mar-2008     | 7.990%                  | FL - 80.00%                      | 360              | 01-Jan-2007              |
| 2000403874 1                   | 283,500.00                       | 279,680.36                     | 01-Sep-2007     | 7.490%                  | FL - 70.00%                      | 360              | 01-Jan-2007              |
| 2000403889 2                   | 149,520.00                       | 149,520.00                     | 01-Feb-2009     | 7.750%                  | FL - 80.00%                      | 360              | 01-Jan-2007              |
| 2000403892 1                   | 77,900.00                        | 76,788.29                      | 01-Apr-2009     | 10.250%                 | FL - 95.00%                      | 360              | 01-Jan-2007              |
| 2000403897 1                   | 266,400.00                       | 260,638.08                     | 01-Aug-2007     | 8.250%                  | FL - 90.00%                      | 360              | 01-Jan-2007              |
| 2000403900 2                   | 200,000.00                       | 200,000.00                     | 01-Aug-2008     | 7.700%                  | FL - 80.00%                      | 360              | 01-Jan-2007              |
| 2000403910 1                   | 96,000.00                        | 95,502.85                      | 01-Jan-2008     | 9.990%                  | FL - 80.00%                      | 360              | 01-Jan-2007              |
| 2000403912 1                   | 90,000.00                        | 88,112.72                      | 01-Jul-2008     | 9.700%                  | FL - 73.17%                      | 360              | 01-Jan-2007              |
| 2000403926 1                   | 131,400.00                       | 134,456.29                     | 01-Jun-2008     | 9.275%                  | MI - 90.00%                      | 360              | 01-Jan-2007              |
| 2000403934 1                   | 110,000.00                       | 107,939.58                     | 01-Mar-2009     | 10.250%                 | PA - 100.00%                     | 360              | 01-Jan-2007              |
| 2000403984 1                   | 133,600.00                       | 130,590.10                     | 01-May-2008     | 8.950%                  | FL - 80.00%                      | 360              | 01-Jan-2007              |
| 2000403987 1                   | 155,000.00                       | 149,205.18                     | 01-Nov-2008     | 7.250%                  | FL - 68.89%                      | 360              | 01-Jan-2007              |
| 2000403996 2                   | 280,000.00                       | 280,000.00                     | 01-Mar-2008     | 8.450%                  | FL - 80.00%                      | 360              | 01-Jan-2007              |
| 2000403998 2                   | 128,000.00                       | 126,752.90                     | 01-Oct-2008     | 8.850%                  | FL - 80.00%                      | 360              | 01-Jan-2007              |
| 2000404001 2                   | 592,500.00                       | 592,500.00                     | 01-Oct-2007     | 6.850%                  | NJ - 75.00%                      | 360              | 01-Jan-2007              |
| 2000404002 1                   | 200,000.00                       | 198,445.32                     | 01-Sep-2008     | 8.575%                  | FL - 61.54%                      | 360              | 01-Jan-2007              |
| 2000404003 2                   | 612,000.00                       | 605,946.46                     | 01-Sep-2008     | 8.800%                  | CA - 90.00%                      | 360              | 01-Jan-2007              |
| 2000404015 1                   | 121,600.00                       | 119,075.62                     | 01-Mar-2009     | 8.250%                  | LA - 95.00%                      | 360              | 01-Dec-2006              |
| 2000404018 2                   | 212,000.00                       | 210,010.10                     | 01-Nov-2008     | 8.350%                  | FL - 80.00%                      | 360              | 01-Jan-2007              |
| 2000404019 2                   | 200,000.00                       | 195,332.85                     | 01-Feb-2009     | 8.125%                  | WI - 80.00%                      | 360              | 01-Dec-2006              |
| 2000404020 2                   | 229,000.00                       | 225,348.51                     | 01-May-2008     | 9.650%                  | FL - 84.82%                      | 360              | 01-Jan-2007              |
| 2000404024 2                   | 344,000.00                       | 340,046.96                     | 01-Jul-2007     | 8.150%                  | FL - 80.00%                      | 360              | 01-Jan-2007              |
| 2000404026 2                   | 134,982.00                       | 131,591.37                     | 01-Feb-2009     | 9.300%                  | NC - 80.00%                      | 360              | 01-Dec-2006              |
| 2000404031 1                   | 210,000.00                       | 209,443.58                     | 01-Aug-2008     | 8.950%                  | FL - 77.78%                      | 360              | 01-Jan-2007              |
| 2000404032 2                   | 162,450.00                       | 159,703.31                     | 01-Mar-2009     | 9.588%                  | MI - 95.00%                      | 360              | 01-Dec-2006              |
| 2000404048 2                   | 169,600.00                       | 169,600.00                     | 01-Apr-2008     | 6.800%                  | FL - 80.00%                      | 360              | 01-Jan-2007              |
| 2000404050 1                   | 213,750.00                       | 209,534.89                     | 01-Dec-2007     | 9.990%                  | FL - 75.00%                      | 360              | 01-Jan-2007              |
| 2000404073 1                   | 192,000.00                       | 187,371.36                     | 01-Mar-2009     | 8.990%                  | FL - 76.80%                      | 360              | 01-Jan-2007              |
| 2000404076 2                   | 260,000.00                       | 260,000.00                     | 01-Sep-2008     | 7.990%                  | FL - 80.00%                      | 360              | 01-Jan-2007              |
| 2000404079 1                   | 103,200.00                       | 100,915.83                     | 01-Jul-2007     | 9.400%                  | SC - 80.00%                      | 360              | 01-Jan-2007              |
| 2000404085 2                   | 151,812.00                       | 150,832.80                     | 01-May-2007     | 10.300%                 | NC - 80.00%                      | 360              | 01-Jan-2007              |
| 2000404087 2                   | 216,800.00                       | 209,591.61                     | 01-Jul-2009     | 5.000%                  | MD - 80.00%                      | 360              | 01-Jan-2007              |
| 2000404112 1                   | 450,000.00                       | 444,179.18                     | 01-Sep-2007     | 7.650%                  | MA - 90.00%                      | 360              | 01-Jan-2007              |
| 2000404130 1                   | 112,500.00                       | 111,656.58                     | 01-Oct-2007     | 8.750%                  | FL - 75.00%                      | 360              | 01-Dec-2006              |
| 2000404145 1                   | 121,500.00                       | 120,361.96                     | 01-Oct-2008     | 7.250%                  | FL - 90.00%                      | 360              | 01-Dec-2006              |
| 2000404156 2                   | 149,000.00                       | 145,828.76                     | 01-Feb-2009     | 9.950%                  | OH - 100.00%                     | 360              | 01-Jan-2007              |
| 2000404157 1                   | 64,000.00                        | 63,516.27                      | 01-Jul-2009     | 9.750%                  | VA - 76.65%                      | 360              | 01-Jan-2007              |
| 2000404161 2                   | 229,500.00                       | 223,135.23                     | 01-Sep-2008     | 8.250%                  | FL - 85.00%                      | 360              | 01-Dec-2006              |
| 2000404169 2                   | 340,000.00                       | 336,678.89                     | 01-Oct-2008     | 9.150%                  | FL - 80.00%                      | 360              | 01-Jan-2007              |

## Mortgage Pass-Through Certificates

February 25, 2010 Distribution

| Loan Number<br>&<br>Loan Group | Original<br>Principal<br>Balance | Stated<br>Principal<br>Balance | Paid to<br>Date | Current<br>Note<br>Rate | State &<br>LTV at<br>Origination | Original<br>Term | First<br>Payment<br>Date |
|--------------------------------|----------------------------------|--------------------------------|-----------------|-------------------------|----------------------------------|------------------|--------------------------|
| 2000404188 1                   | 160,000.00                       | 158,737.48                     | 01-Jun-2008     | 8.400%                  | FL - 80.00%                      | 360              | 01-Jan-2007              |
| 2000404189 1                   | 208,800.00                       | 203,892.02                     | 01-Apr-2008     | 8.990%                  | PA - 80.00%                      | 360              | 01-Jan-2007              |
| 2000404224 1                   | 328,250.00                       | 320,397.12                     | 01-Jun-2008     | 9.990%                  | FL - 65.00%                      | 360              | 01-Jan-2007              |
| 2000404225 2                   | 196,830.00                       | 196,830.00                     | 01-Oct-2008     | 9.700%                  | NV - 90.00%                      | 360              | 01-Jan-2007              |
| 2000404233 1                   | 76,285.00                        | 72,922.11                      | 01-Feb-2009     | 8.950%                  | FL - 95.00%                      | 360              | 01-Dec-2006              |
| 2000404237 1                   | 112,500.00                       | 109,589.28                     | 01-Aug-2009     | 5.000%                  | OH - 90.00%                      | 360              | 01-Dec-2006              |
| 2000404244 1                   | 75,600.00                        | 74,228.17                      | 01-Mar-2009     | 8.850%                  | MS - 90.00%                      | 360              | 01-Jan-2007              |
| 2000404273 1                   | 60,900.00                        | 59,890.79                      | 01-Oct-2008     | 9.750%                  | OH - 68.43%                      | 360              | 01-Jan-2007              |
| 2000404274 2                   | 231,200.00                       | 224,058.61                     | 01-Nov-2008     | 7.600%                  | FL - 80.00%                      | 360              | 01-Jan-2007              |
| 2000404286 1                   | 148,000.00                       | 145,923.17                     | 01-Nov-2008     | 7.400%                  | PA - 73.27%                      | 360              | 01-Jan-2007              |
| 2000404303 1                   | 160,000.00                       | 158,913.61                     | 01-Feb-2009     | 7.825%                  | NV - 80.00%                      | 360              | 01-Jan-2007              |
| 2000404306 1                   | 180,000.00                       | 176,069.96                     | 01-Aug-2008     | 9.625%                  | IL - 46.51%                      | 360              | 01-Dec-2006              |
| 2000404313 1                   | 192,000.00                       | 187,880.55                     | 01-Jan-2008     | 9.500%                  | AZ - 75.00%                      | 360              | 01-Jan-2007              |
| 2000404325 2                   | 423,000.00                       | 410,887.92                     | 01-May-2007     | 7.990%                  | NY - 90.00%                      | 360              | 01-Jan-2007              |
| 2000404330 1                   | 159,600.00                       | 156,318.71                     | 01-Sep-2008     | 9.250%                  | FL - 95.00%                      | 360              | 01-Jan-2007              |
| 2000404343 1                   | 100,000.00                       | 96,971.34                      | 01-Jun-2009     | 7.750%                  | FL - 41.68%                      | 360              | 01-Jan-2007              |
| 2000404364 2                   | 508,500.00                       | 504,068.38                     | 01-Jan-2007     | 9.250%                  | NJ - 90.00%                      | 360              | 01-Jan-2007              |
| 2000404366 1                   | 164,700.00                       | 160,981.84                     | 01-Aug-2008     | 9.350%                  | FL - 90.00%                      | 360              | 01-Jan-2007              |
| 2000404390 1                   | 189,900.00                       | 187,363.63                     | 01-Sep-2008     | 7.950%                  | FL - 94.48%                      | 360              | 01-Dec-2006              |
| 2000404409 2                   | 288,800.00                       | 288,775.48                     | 01-Jul-2008     | 7.500%                  | MD - 80.00%                      | 360              | 01-Jan-2007              |
| 2000404411 1                   | 202,500.00                       | 197,294.88                     | 01-Apr-2009     | 8.700%                  | MD - 90.00%                      | 360              | 01-Jan-2007              |
| 2000404417 1                   | 150,000.00                       | 145,209.80                     | 01-Sep-2008     | 7.350%                  | FL - 69.28%                      | 360              | 01-Jan-2007              |
| 2000404435 2                   | 54,060.00                        | 53,110.80                      | 01-Mar-2008     | 9.200%                  | PA - 85.00%                      | 360              | 01-Jan-2007              |
| 2000404470 2                   | 237,500.00                       | 233,984.55                     | 01-Jul-2007     | 9.200%                  | FL - 95.00%                      | 360              | 01-Dec-2006              |
| 2000404472 2                   | 240,000.00                       | 234,945.92                     | 01-Apr-2009     | 8.750%                  | FL - 80.00%                      | 360              | 01-Jan-2007              |
| 2000404478 2                   | 178,000.00                       | 174,047.84                     | 01-Aug-2008     | 9.500%                  | FL - 100.00%                     | 360              | 01-Jan-2007              |
| 2000404479 2                   | 215,000.00                       | 210,641.73                     | 01-May-2008     | 9.850%                  | MA - 78.18%                      | 360              | 01-Jan-2007              |
| 2000404485 1                   | 340,000.00                       | 331,051.07                     | 01-May-2009     | 8.450%                  | FL - 50.98%                      | 360              | 01-Jan-2007              |
| 2000404489 2                   | 227,800.00                       | 225,758.87                     | 01-Feb-2008     | 7.700%                  | FL - 85.00%                      | 360              | 01-Jan-2007              |
| 2000404491 1                   | 117,000.00                       | 115,536.36                     | 01-Apr-2009     | 8.200%                  | FL - 57.07%                      | 360              | 01-Jan-2007              |
| 2000404494 2                   | 242,000.00                       | 240,001.63                     | 01-Dec-2008     | 9.450%                  | MD - 80.00%                      | 360              | 01-Jan-2007              |
| 2000404502 1                   | 232,500.00                       | 228,463.01                     | 01-Jun-2008     | 9.175%                  | FL - 75.00%                      | 360              | 01-Jan-2007              |
| 2000404506 1                   | 166,000.00                       | 161,640.88                     | 01-Nov-2008     | 8.275%                  | FL - 52.04%                      | 360              | 01-Jan-2007              |
| 2000404530 2                   | 199,750.00                       | 198,460.98                     | 01-May-2008     | 9.425%                  | FL - 85.00%                      | 360              | 01-Jan-2007              |
| 2000404531 1                   | 360,000.00                       | 360,000.00                     | 01-May-2008     | 9.600%                  | CA - 80.00%                      | 360              | 01-Jan-2007              |
| 2000404535 1                   | 243,200.00                       | 238,101.70                     | 01-May-2007     | 8.300%                  | FL - 80.00%                      | 360              | 01-Jan-2007              |
| 2000404547 2                   | 127,000.00                       | 124,494.74                     | 01-May-2008     | 9.990%                  | ME - 89.44%                      | 360              | 01-Jan-2007              |
| 2000404552 2                   | 364,000.00                       | 364,000.00                     | 01-Jun-2008     | 9.250%                  | FL - 93.33%                      | 360              | 01-Jan-2007              |
| 2000404554 2                   | 282,600.00                       | 277,563.35                     | 01-Sep-2008     | 10.500%                 | FL - 90.00%                      | 360              | 01-Jan-2007              |
| 2000404558 1                   | 75,001.00                        | 72,552.53                      | 01-Jun-2009     | 7.750%                  | PA - 57.69%                      | 360              | 01-Jan-2007              |
| 2000404564 2                   | 223,250.00                       | 215,903.18                     | 01-Mar-2009     | 7.300%                  | FL - 85.87%                      | 360              | 01-Jan-2007              |
| 2000404584 1                   | 297,000.00                       | 294,220.04                     | 01-May-2008     | 7.850%                  | FL - 90.00%                      | 360              | 01-Jan-2007              |
| 2000404616 2                   | 104,500.00                       | 102,589.96                     | 01-Jun-2008     | 10.450%                 | PA - 95.00%                      | 360              | 01-Jan-2007              |
| 2000404623 1                   | 196,000.00                       | 196,000.00                     | 01-Mar-2009     | 7.990%                  | CO - 82.35%                      | 360              | 01-Jan-2007              |
| 2000404626 1                   | 301,500.00                       | 298,475.92                     | 01-Jun-2008     | 8.750%                  | VA - 90.00%                      | 360              | 01-Jan-2007              |
| 2000404636 2                   | 304,000.00                       | 297,434.27                     | 01-Feb-2008     | 9.550%                  | WI - 95.00%                      | 360              | 01-Jan-2007              |
| 2000404650 2                   | 136,000.00                       | 134,123.02                     | 01-Jun-2009     | 6.950%                  | FL - 80.00%                      | 360              | 01-Jan-2007              |

## Mortgage Pass-Through Certificates

February 25, 2010 Distribution

| Loan Number<br>&<br>Loan Group | Original<br>Principal<br>Balance | Stated<br>Principal<br>Balance | Paid to<br>Date | Current<br>Note<br>Rate | State &<br>LTV at<br>Origination | Original<br>Term | First<br>Payment<br>Date |
|--------------------------------|----------------------------------|--------------------------------|-----------------|-------------------------|----------------------------------|------------------|--------------------------|
| 2000404676 1                   | 150,000.00                       | 146,606.14                     | 01-Aug-2007     | 9.200%                  | FL - 73.17%                      | 360              | 01-Jan-2007              |
| 2000404677 2                   | 146,110.00                       | 143,177.10                     | 01-Dec-2008     | 9.900%                  | SC - 95.00%                      | 360              | 01-Jan-2007              |
| 2000404678 1                   | 207,100.00                       | 203,765.13                     | 01-Jun-2007     | 8.500%                  | FL - 95.00%                      | 360              | 01-Jan-2007              |
| 2000404682 1                   | 247,500.00                       | 243,965.03                     | 01-Jan-2009     | 10.500%                 | NJ - 75.00%                      | 360              | 01-Jan-2007              |
| 2000404702 2                   | 140,600.00                       | 139,091.27                     | 01-Oct-2008     | 8.300%                  | FL - 95.00%                      | 360              | 01-Jan-2007              |
| 2000404704 2                   | 116,000.00                       | 113,144.97                     | 01-Jan-2008     | 8.850%                  | FL - 80.00%                      | 360              | 01-Jan-2007              |
| 2000404714 1                   | 116,000.00                       | 114,514.78                     | 01-Dec-2008     | 7.650%                  | FL - 83.45%                      | 360              | 01-Jan-2007              |
| 2000404726 1                   | 365,500.00                       | 360,632.16                     | 01-May-2008     | 7.550%                  | NV - 85.00%                      | 360              | 01-Jan-2007              |
| 2000404727 1                   | 145,000.00                       | 143,765.55                     | 01-Oct-2008     | 9.550%                  | CT - 61.70%                      | 360              | 01-Jan-2007              |
| 2000404730 2                   | 1,040,000.00                     | 1,012,637.53                   | 01-Dec-2006     | 8.500%                  | CA - 80.00%                      | 360              | 01-Jan-2007              |
| 2000404734 1                   | 180,000.00                       | 175,483.00                     | 01-Nov-2008     | 8.700%                  | FL - 65.93%                      | 360              | 01-Jan-2007              |
| 2000404740 2                   | 202,500.00                       | 200,553.36                     | 01-Jul-2009     | 8.000%                  | FL - 90.00%                      | 360              | 01-Jan-2007              |
| 2000404768 2                   | 265,600.00                       | 265,600.00                     | 01-Apr-2008     | 7.750%                  | CA - 80.00%                      | 360              | 01-Jan-2007              |
| 2000404801 2                   | 670,000.00                       | 659,741.49                     | 01-Jan-2008     | 9.900%                  | FL - 100.00%                     | 360              | 01-Jan-2007              |
| 2000404829 1                   | 84,000.00                        | 83,308.25                      | 01-Sep-2008     | 9.450%                  | IN - 80.00%                      | 360              | 01-Jan-2007              |
| 2000404839 2                   | 392,000.00                       | 392,000.00                     | 01-Apr-2009     | 6.700%                  | CA - 80.00%                      | 360              | 01-Jan-2007              |
| 2000404851 2                   | 331,000.00                       | 331,000.00                     | 01-Sep-2008     | 7.250%                  | MD - 82.54%                      | 360              | 01-Jan-2007              |
| 2000404856 1                   | 123,500.00                       | 120,031.89                     | 01-Dec-2007     | 7.850%                  | FL - 72.65%                      | 360              | 01-Jan-2007              |
| 2000404862 1                   | 304,000.00                       | 301,536.03                     | 01-Jan-2008     | 8.450%                  | FL - 89.94%                      | 360              | 01-Jan-2007              |
| 2000404872 2                   | 96,000.00                        | 95,609.87                      | 01-Jul-2009     | 10.650%                 | MI - 84.96%                      | 360              | 01-Jan-2007              |
| 2000404873 1                   | 82,400.00                        | 80,652.55                      | 01-Aug-2009     | 9.300%                  | MI - 80.00%                      | 360              | 01-Jan-2007              |
| 2000404901 1                   | 323,000.00                       | 317,890.18                     | 01-Jun-2008     | 9.550%                  | FL - 95.00%                      | 360              | 01-Jan-2007              |
| 2000404907 1                   | 92,700.00                        | 90,402.73                      | 01-Jun-2009     | 3.000%                  | NC - 90.00%                      | 360              | 01-Jan-2007              |
| 2000404921 1                   | 225,000.00                       | 220,690.64                     | 01-Jul-2008     | 10.150%                 | NJ - 59.68%                      | 360              | 01-Jan-2007              |
| 2000404930 2                   | 78,000.00                        | 75,615.50                      | 01-Oct-2008     | 7.700%                  | FL - 62.65%                      | 360              | 01-Jan-2007              |
| 2000404933 2                   | 225,000.00                       | 220,614.73                     | 01-Aug-2007     | 10.050%                 | FL - 90.00%                      | 360              | 01-Jan-2007              |
| 2000404942 1                   | 153,000.00                       | 151,716.81                     | 01-Mar-2009     | 7.125%                  | FL - 85.00%                      | 360              | 01-Jan-2007              |
| 2000404961 2                   | 165,750.00                       | 164,205.07                     | 01-Apr-2009     | 8.990%                  | OH - 85.00%                      | 360              | 01-Jan-2007              |
| 2000404968 1                   | 64,125.00                        | 62,863.90                      | 01-Jun-2009     | 6.500%                  | LA - 75.00%                      | 360              | 01-Jan-2007              |
| 2000404971 1                   | 72,250.00                        | 71,556.84                      | 01-Sep-2007     | 12.175%                 | AR - 85.00%                      | 360              | 01-Jan-2007              |
| 2000404991 2                   | 198,000.00                       | 196,641.15                     | 01-Mar-2008     | 8.990%                  | FL - 90.00%                      | 360              | 01-Jan-2007              |
| 2000404995 2                   | 150,400.00                       | 145,867.89                     | 01-Jun-2009     | 6.000%                  | FL - 80.00%                      | 360              | 01-Jan-2007              |
| 2000404998 2                   | 140,000.00                       | 136,397.08                     | 01-Mar-2009     | 8.500%                  | NC - 70.00%                      | 360              | 01-Jan-2007              |
| 2000405002 1                   | 120,000.00                       | 118,356.10                     | 01-Sep-2007     | 11.800%                 | ME - 80.00%                      | 360              | 01-Jan-2007              |
| 2000405003 2                   | 288,000.00                       | 285,230.13                     | 01-Sep-2007     | 8.900%                  | FL - 80.00%                      | 360              | 01-Jan-2007              |
| 2000405024 1                   | 215,100.00                       | 210,156.42                     | 01-Apr-2008     | 9.150%                  | FL - 90.00%                      | 360              | 01-Jan-2007              |
| 2000405025 1                   | 228,800.00                       | 225,968.58                     | 01-Aug-2007     | 10.950%                 | FL - 80.00%                      | 360              | 01-Jan-2007              |
| 2000405036 1                   | 243,750.00                       | 239,848.27                     | 01-Dec-2008     | 7.825%                  | FL - 75.00%                      | 360              | 01-Jan-2007              |
| 2000405038 2                   | 186,400.00                       | 182,818.25                     | 01-Mar-2007     | 8.750%                  | FL - 80.00%                      | 360              | 01-Jan-2007              |
| 2000405044 1                   | 238,500.00                       | 235,717.74                     | 01-Jan-2009     | 8.150%                  | NV - 89.16%                      | 360              | 01-Jan-2007              |
| 2000405050 1                   | 128,250.00                       | 125,650.53                     | 01-Feb-2008     | 10.990%                 | AL - 95.00%                      | 360              | 01-Jan-2007              |
| 2000405053 1                   | 228,650.00                       | 224,767.26                     | 01-Oct-2007     | 8.990%                  | FL - 85.00%                      | 360              | 01-Jan-2007              |
| 2000405055 1                   | 427,500.00                       | 417,374.88                     | 01-Sep-2007     | 9.050%                  | MA - 90.00%                      | 360              | 01-Jan-2007              |
| 2000405057 1                   | 360,000.00                       | 350,977.75                     | 01-May-2009     | 8.150%                  | PA - 80.00%                      | 360              | 01-Jan-2007              |
| 2000405061 2                   | 305,600.00                       | 305,600.00                     | 01-Jun-2008     | 7.575%                  | CA - 80.00%                      | 360              | 01-Jan-2007              |
| 2000405065 1                   | 131,300.00                       | 127,286.06                     | 01-Jan-2009     | 7.700%                  | FL - 65.00%                      | 360              | 01-Jan-2007              |
| 2000405083 2                   | 176,000.00                       | 172,003.08                     | 01-May-2008     | 7.850%                  | FL - 80.00%                      | 360              | 01-Jan-2007              |

## Mortgage Pass-Through Certificates

February 25, 2010 Distribution

| Loan Number<br>&<br>Loan Group | Original<br>Principal<br>Balance | Stated<br>Principal<br>Balance | Paid to<br>Date | Current<br>Note<br>Rate | State &<br>LTV at<br>Origination | Original<br>Term | First<br>Payment<br>Date |
|--------------------------------|----------------------------------|--------------------------------|-----------------|-------------------------|----------------------------------|------------------|--------------------------|
| 2000405096 1                   | 99,200.00                        | 98,546.07                      | 01-Sep-2008     | 10.250%                 | TX - 80.00%                      | 360              | 01-Jan-2007              |
| 2000405104 2                   | 152,000.00                       | 147,333.47                     | 01-Nov-2008     | 7.850%                  | FL - 80.00%                      | 360              | 01-Jan-2007              |
| 2000405106 2                   | 386,100.00                       | 383,181.51                     | 01-Feb-2008     | 9.750%                  | NJ - 90.00%                      | 360              | 01-Jan-2007              |
| 2000405114 1                   | 295,450.00                       | 293,660.53                     | 01-Jan-2009     | 9.450%                  | FL - 95.00%                      | 360              | 01-Jan-2007              |
| 2000405122 2                   | 450,000.00                       | 438,257.35                     | 01-Mar-2008     | 6.850%                  | FL - 34.20%                      | 360              | 01-Jan-2007              |
| 2000405125 1                   | 264,000.00                       | 259,278.40                     | 01-Jan-2009     | 8.990%                  | UT - 80.00%                      | 360              | 01-Jan-2007              |
| 2000405137 1                   | 120,000.00                       | 120,000.00                     | 01-Apr-2009     | 7.950%                  | FL - 80.00%                      | 360              | 01-Jan-2007              |
| 2000405156 2                   | 493,000.00                       | 488,828.29                     | 01-Nov-2007     | 9.350%                  | NJ - 85.00%                      | 360              | 01-Jan-2007              |
| 2000405163 1                   | 170,800.00                       | 168,362.70                     | 01-Feb-2008     | 10.250%                 | FL - 80.00%                      | 360              | 01-Jan-2007              |
| 2000405204 1                   | 140,000.00                       | 138,241.67                     | 01-Dec-2008     | 7.900%                  | FL - 80.00%                      | 360              | 01-Jan-2007              |
| 2000405208 2                   | 176,800.00                       | 175,479.45                     | 01-Jan-2008     | 8.850%                  | FL - 85.00%                      | 360              | 01-Jan-2007              |
| 2000405215 1                   | 120,000.00                       | 117,519.21                     | 01-Oct-2008     | 9.750%                  | AZ - 80.00%                      | 360              | 01-Jan-2007              |
| 2000405221 1                   | 238,000.00                       | 238,000.00                     | 01-Aug-2008     | 7.500%                  | FL - 88.15%                      | 360              | 01-Jan-2007              |
| 2000405228 2                   | 142,000.00                       | 136,844.80                     | 01-Dec-2007     | 8.300%                  | FL - 51.08%                      | 360              | 01-Jan-2007              |
| 2000405234 2                   | 312,000.00                       | 303,072.83                     | 01-Jan-2009     | 7.950%                  | FL - 80.00%                      | 360              | 01-Jan-2007              |
| 2000405235 2                   | 148,750.00                       | 147,324.61                     | 01-Jul-2009     | 7.000%                  | PA - 85.00%                      | 360              | 01-Jan-2007              |
| 2000405245 1                   | 110,200.00                       | 109,150.70                     | 01-Dec-2008     | 8.990%                  | VA - 95.00%                      | 360              | 01-Jan-2007              |
| 2000405252 1                   | 153,000.00                       | 147,708.23                     | 01-May-2009     | 1.750%                  | OK - 90.00%                      | 360              | 01-Jan-2007              |
| 2000405266 2                   | 120,000.00                       | 119,971.33                     | 01-Jul-2008     | 7.300%                  | IL - 80.00%                      | 360              | 01-Jan-2007              |
| 2000405276 2                   | 612,000.00                       | 600,983.05                     | 01-May-2007     | 10.450%                 | FL - 90.00%                      | 360              | 01-Jan-2007              |
| 2000405289 2                   | 442,000.00                       | 437,421.91                     | 01-Mar-2007     | 6.250%                  | FL - 85.00%                      | 360              | 01-Jan-2007              |
| 2000405309 1                   | 87,000.00                        | 86,044.65                      | 01-Jul-2008     | 10.950%                 | IN - 100.00%                     | 360              | 01-Jan-2007              |
| 2000405352 1                   | 405,000.00                       | 401,251.64                     | 01-Nov-2008     | 8.200%                  | FL - 90.00%                      | 360              | 01-Jan-2007              |
| 2000405363 1                   | 140,000.00                       | 137,217.30                     | 01-Mar-2009     | 9.950%                  | OH - 100.00%                     | 360              | 01-Jan-2007              |
| 2000405366 1                   | 146,250.00                       | 145,198.13                     | 01-Mar-2008     | 8.450%                  | FL - 75.00%                      | 360              | 01-Jan-2007              |
| 2000405375 2                   | 482,121.00                       | 468,287.15                     | 01-Mar-2008     | 7.990%                  | VA - 90.00%                      | 360              | 01-Jan-2007              |
| 2000405403 1                   | 183,181.00                       | 183,120.25                     | 01-Jun-2008     | 9.950%                  | NC - 90.00%                      | 360              | 01-Jan-2007              |
| 2000405405 2                   | 228,000.00                       | 225,559.42                     | 01-Dec-2008     | 8.450%                  | MD - 80.00%                      | 360              | 01-Jan-2007              |
| 2000405409 2                   | 139,000.00                       | 134,788.80                     | 01-Dec-2008     | 8.500%                  | FL - 63.76%                      | 360              | 01-Jan-2007              |
| 2000405411 1                   | 189,750.00                       | 185,344.50                     | 01-Nov-2007     | 7.450%                  | FL - 71.07%                      | 360              | 01-Jan-2007              |
| 2000405415 1                   | 326,325.00                       | 318,000.06                     | 01-Oct-2008     | 8.600%                  | MD - 95.00%                      | 360              | 01-Jan-2007              |
| 2000405419 1                   | 131,250.00                       | 126,821.25                     | 01-Oct-2008     | 8.050%                  | NC - 75.00%                      | 360              | 01-Jan-2007              |
| 2000405432 2                   | 182,750.00                       | 181,117.62                     | 01-Oct-2007     | 8.300%                  | FL - 85.00%                      | 360              | 01-Jan-2007              |
| 2000405437 2                   | 508,000.00                       | 501,882.50                     | 01-Feb-2008     | 8.150%                  | CA - 80.00%                      | 360              | 01-Jan-2007              |
| 2000405447 1                   | 117,682.00                       | 115,551.84                     | 01-Jan-2009     | 8.900%                  | FL - 90.00%                      | 360              | 01-Jan-2007              |
| 2000405481 2                   | 97,300.00                        | 94,613.65                      | 01-May-2009     | 8.250%                  | NC - 70.00%                      | 360              | 01-Jan-2007              |
| 2000405485 2                   | 123,300.00                       | 121,438.14                     | 01-Dec-2008     | 7.550%                  | OH - 90.00%                      | 360              | 01-Jan-2007              |
| 2000405488 2                   | 72,250.00                        | 70,914.92                      | 01-Feb-2008     | 8.950%                  | OH - 85.00%                      | 360              | 01-Jan-2007              |
| 2000405493 2                   | 231,200.00                       | 227,724.03                     | 01-Nov-2008     | 8.450%                  | AZ - 80.00%                      | 360              | 01-Jan-2007              |
| 2000405499 2                   | 180,500.00                       | 176,768.66                     | 01-May-2008     | 9.750%                  | FL - 95.00%                      | 360              | 01-Jan-2007              |
| 2000405502 2                   | 194,750.00                       | 193,376.08                     | 01-Apr-2009     | 9.990%                  | NC - 95.00%                      | 360              | 01-Jan-2007              |
| 2000405505 1                   | 117,000.00                       | 115,874.26                     | 01-Mar-2009     | 9.200%                  | FL - 90.00%                      | 360              | 01-Jan-2007              |
| 2000405511 2                   | 121,500.00                       | 120,360.68                     | 01-Feb-2009     | 8.990%                  | FL - 90.00%                      | 360              | 01-Jan-2007              |
| 2000405514 1                   | 126,100.00                       | 123,837.10                     | 01-Oct-2008     | 8.990%                  | GA - 97.00%                      | 360              | 01-Dec-2006              |
| 2000405530 1                   | 136,000.00                       | 136,000.00                     | 01-Feb-2009     | 6.000%                  | FL - 80.00%                      | 360              | 01-Jan-2007              |
| 2000405577 1                   | 242,250.00                       | 237,372.42                     | 01-Feb-2009     | 3.000%                  | FL - 85.00%                      | 360              | 01-Jan-2007              |
| 2000405590 1                   | 125,000.00                       | 109,017.41                     | 01-Mar-2009     | 7.650%                  | SC - 92.59%                      | 180              | 01-Jan-2007              |

## Mortgage Pass-Through Certificates

### February 25, 2010 Distribution

| Loan Number<br>&<br>Loan Group | Original<br>Principal<br>Balance | Stated<br>Principal<br>Balance | Paid to<br>Date | Current<br>Note<br>Rate | State &<br>LTV at<br>Origination | Original<br>Term | First<br>Payment<br>Date |
|--------------------------------|----------------------------------|--------------------------------|-----------------|-------------------------|----------------------------------|------------------|--------------------------|
| 2000405597 2                   | 337,500.00                       | 325,960.72                     | 01-Dec-2008     | 7.250%                  | NJ - 71.96%                      | 360              | 01-Dec-2006              |
| 2000405618 2                   | 313,500.00                       | 307,023.55                     | 01-Oct-2007     | 8.250%                  | FL - 95.00%                      | 360              | 01-Jan-2007              |
| 2000405646 1                   | 209,000.00                       | 203,396.03                     | 01-Aug-2008     | 8.400%                  | FL - 58.87%                      | 360              | 01-Jan-2007              |
| 2000405671 2                   | 119,700.00                       | 121,810.25                     | 01-Oct-2009     | 8.100%                  | WV - 70.00%                      | 360              | 01-Jan-2007              |
| 2000405674 1                   | 176,000.00                       | 170,599.88                     | 01-Sep-2008     | 7.680%                  | NC - 77.02%                      | 360              | 01-Jan-2007              |
| 2000405677 2                   | 420,000.00                       | 408,349.52                     | 01-Feb-2007     | 8.250%                  | VA - 80.00%                      | 360              | 01-Jan-2007              |
| 2000405713 2                   | 562,500.00                       | 549,022.62                     | 01-Mar-2007     | 8.990%                  | FL - 90.00%                      | 360              | 01-Jan-2007              |
| 2000405716 2                   | 216,000.00                       | 213,114.95                     | 01-Sep-2008     | 7.850%                  | FL - 80.00%                      | 360              | 01-Jan-2007              |
| 2000405732 1                   | 155,000.00                       | 152,960.53                     | 01-Dec-2007     | 10.650%                 | OH - 69.82%                      | 360              | 01-Jan-2007              |
| 2000405735 1                   | 275,250.00                       | 275,250.00                     | 01-May-2008     | 8.950%                  | FL - 93.31%                      | 360              | 01-Jan-2007              |
| 2000405738 2                   | 151,992.00                       | 149,940.33                     | 01-Mar-2008     | 7.650%                  | FL - 80.00%                      | 360              | 01-Jan-2007              |
| 2000405749 1                   | 71,100.00                        | 69,542.19                      | 01-Nov-2007     | 9.560%                  | SC - 90.00%                      | 360              | 01-Jan-2007              |
| 2000405801 1                   | 160,000.00                       | 157,446.41                     | 01-Sep-2007     | 11.050%                 | VT - 80.00%                      | 360              | 01-Jan-2007              |
| 2000405815 2                   | 196,400.00                       | 196,400.00                     | 01-Jul-2009     | 5.000%                  | FL - 80.00%                      | 360              | 01-Jan-2007              |
| 2000405836 1                   | 69,500.00                        | 68,868.16                      | 01-Jan-2008     | 9.100%                  | SC - 49.64%                      | 360              | 01-Jan-2007              |
| 2000405840 1                   | 351,000.00                       | 347,411.29                     | 01-Nov-2007     | 8.600%                  | NJ - 90.00%                      | 360              | 01-Jan-2007              |
| 2000405849 1                   | 332,500.00                       | 325,558.65                     | 01-Jun-2007     | 9.700%                  | PA - 94.46%                      | 360              | 01-Jan-2007              |
| 2000405850 2                   | 151,500.00                       | 146,375.99                     | 01-Jun-2009     | 7.150%                  | FL - 75.00%                      | 360              | 01-Jan-2007              |
| 2000405873 1                   | 134,000.00                       | 131,491.81                     | 01-May-2008     | 8.550%                  | FL - 72.83%                      | 360              | 01-Jan-2007              |
| 2000405878 1                   | 95,000.00                        | 92,550.71                      | 01-Sep-2008     | 8.900%                  | PA - 100.00%                     | 360              | 01-Jan-2007              |
| 2000405887 2                   | 314,999.00                       | 309,119.62                     | 01-Feb-2008     | 8.900%                  | CA - 88.73%                      | 360              | 01-Jan-2007              |
| 2000405922 2                   | 521,100.00                       | 521,100.00                     | 01-Aug-2007     | 8.250%                  | FL - 90.00%                      | 360              | 01-Jan-2007              |
| 2000405923 2                   | 216,000.00                       | 214,897.30                     | 01-Dec-2008     | 11.100%                 | OH - 90.00%                      | 360              | 01-Jan-2007              |
| 2000405926 1                   | 306,000.00                       | 300,056.73                     | 01-Aug-2008     | 9.100%                  | FL - 88.70%                      | 360              | 01-Jan-2007              |
| 2000405941 1                   | 144,400.00                       | 142,543.96                     | 01-Jul-2008     | 10.990%                 | IN - 95.00%                      | 360              | 01-Jan-2007              |
| 2000405974 2                   | 250,000.00                       | 245,976.22                     | 01-Jun-2008     | 9.650%                  | FL - 100.00%                     | 360              | 01-Jan-2007              |
| 2000405977 2                   | 680,000.00                       | 667,262.47                     | 01-Jul-2007     | 10.250%                 | FL - 100.00%                     | 360              | 01-Jan-2007              |
| 2000405982 1                   | 184,000.00                       | 178,876.31                     | 01-Mar-2009     | 8.200%                  | TX - 80.00%                      | 360              | 01-Jan-2007              |
| 2000405986 2                   | 211,761.00                       | 207,011.10                     | 01-Apr-2008     | 7.750%                  | FL - 80.00%                      | 360              | 01-Jan-2007              |
| 2000405990 2                   | 161,500.00                       | 161,447.36                     | 01-Aug-2008     | 8.350%                  | MD - 85.00%                      | 360              | 01-Jan-2007              |
| 2000406000 2                   | 247,000.00                       | 244,891.19                     | 01-Aug-2007     | 9.950%                  | FL - 100.00%                     | 360              | 01-Jan-2007              |
| 2000406010 1                   | 228,000.00                       | 226,149.06                     | 01-Jul-2008     | 9.500%                  | NJ - 95.00%                      | 360              | 01-Jan-2007              |
| 2000406022 1                   | 263,000.00                       | 256,152.55                     | 01-Feb-2008     | 8.450%                  | CO - 87.67%                      | 360              | 01-Jan-2007              |
| 2000406032 1                   | 145,840.00                       | 141,644.85                     | 01-Sep-2007     | 7.990%                  | NY - 80.00%                      | 360              | 01-Jan-2007              |
| 2000406055 2                   | 196,000.00                       | 196,000.00                     | 01-Jan-2008     | 9.250%                  | FL - 70.00%                      | 360              | 01-Jan-2007              |
| 2000406060 2                   | 130,000.00                       | 127,676.93                     | 01-Mar-2009     | 9.500%                  | FL - 72.22%                      | 360              | 01-Jan-2007              |
| 2000406061 2                   | 187,200.00                       | 182,255.20                     | 01-Jun-2009     | 7.750%                  | FL - 80.00%                      | 360              | 01-Jan-2007              |
| 2000406069 2                   | 344,000.00                       | 332,010.75                     | 01-Aug-2008     | 6.125%                  | CA - 80.00%                      | 360              | 01-Jan-2007              |
| 2000406075 1                   | 204,000.00                       | 203,936.25                     | 01-Jun-2009     | 7.500%                  | FL - 80.00%                      | 360              | 01-Jan-2007              |
| 2000406078 1                   | 105,000.00                       | 103,471.12                     | 01-Oct-2007     | 10.150%                 | FL - 70.00%                      | 360              | 01-Jan-2007              |
| 2000406091 1                   | 155,000.00                       | 152,867.58                     | 01-Dec-2008     | 7.800%                  | FL - 83.78%                      | 360              | 01-Jan-2007              |
| 2000406106 2                   | 87,750.00                        | 86,396.52                      | 01-Dec-2008     | 8.250%                  | TX - 90.00%                      | 360              | 01-Jan-2007              |
| 2000406125 1                   | 179,100.00                       | 175,180.35                     | 01-Mar-2008     | 9.450%                  | MD - 90.00%                      | 360              | 01-Jan-2007              |
| 2000406144 2                   | 79,200.00                        | 78,752.14                      | 01-Dec-2008     | 11.550%                 | MI - 90.00%                      | 360              | 01-Jan-2007              |
| 2000406162 2                   | 592,000.00                       | 577,706.55                     | 01-Feb-2008     | 8.950%                  | CA - 80.00%                      | 360              | 01-Jan-2007              |
| 2000406165 2                   | 400,000.00                       | 400,000.00                     | 01-Apr-2008     | 6.200%                  | FL - 80.00%                      | 360              | 01-Jan-2007              |
| 2000406170 2                   | 199,500.00                       | 197,479.62                     | 01-Apr-2007     | 9.990%                  | NJ - 95.00%                      | 360              | 01-Jan-2007              |

## Mortgage Pass-Through Certificates

### February 25, 2010 Distribution

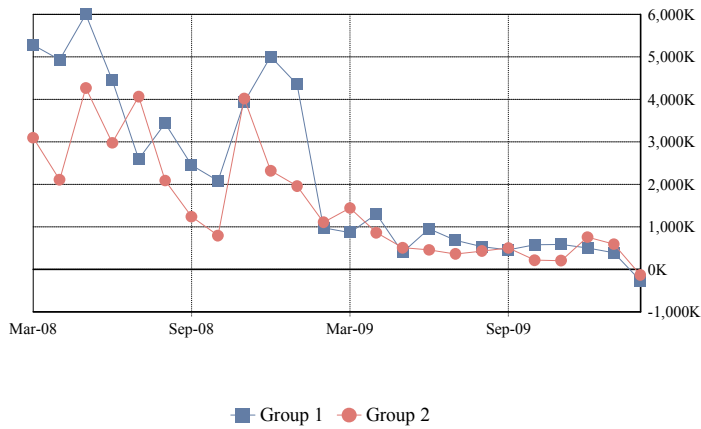
| Loan Number<br>&<br>Loan Group | Original<br>Principal<br>Balance | Stated<br>Principal<br>Balance | Paid to<br>Date | Current<br>Note<br>Rate | State &<br>LTV at<br>Origination | Original<br>Term | First<br>Payment<br>Date |
|--------------------------------|----------------------------------|--------------------------------|-----------------|-------------------------|----------------------------------|------------------|--------------------------|
| 2000406172 1                   | 119,000.00                       | 115,531.26                     | 01-Jan-2008     | 7.900%                  | FL - 85.00%                      | 360              | 01-Jan-2007              |
| 2000406181 2                   | 132,000.00                       | 129,916.44                     | 01-Oct-2008     | 6.950%                  |                                  | 360              | 01-Jan-2007              |
| 2000406191 2                   | 338,700.00                       | 329,703.91                     | 01-Jun-2008     | 8.450%                  | FL - 84.99%                      | 360              | 01-Jan-2007              |
| 2000406193 1                   | 154,365.00                       | 153,452.52                     | 01-Oct-2008     | 10.600%                 | FL - 95.00%                      | 360              | 01-Jan-2007              |
| 2000406198 2                   | 655,500.00                       | 645,157.83                     | 01-Jul-2007     | 9.750%                  | FL - 95.00%                      | 360              | 01-Jan-2007              |
| 2000406212 2                   | 124,470.00                       | 121,950.44                     | 01-Dec-2008     | 8.000%                  | TX - 90.00%                      | 360              | 01-Jan-2007              |
| 2000406219 1                   | 165,650.00                       | 162,158.02                     | 01-Apr-2009     | 9.650%                  | TX - 87.18%                      | 360              | 01-Jan-2007              |
| 2000406221 2                   | 463,500.00                       | 459,790.66                     | 01-May-2008     | 9.550%                  | CA - 75.00%                      | 360              | 01-Jan-2007              |
| 2000406333 2                   | 149,600.00                       | 147,626.26                     | 01-Feb-2008     | 7.600%                  | FL - 80.00%                      | 360              | 01-Jan-2007              |
| 2000406358 1                   | 213,750.00                       | 211,595.80                     | 01-Jun-2008     | 8.900%                  | FL - 87.25%                      | 360              | 01-Jan-2007              |
| 2000406361 2                   | 144,000.00                       | 140,387.36                     | 01-Dec-2007     | 8.750%                  | OK - 80.00%                      | 360              | 01-Jan-2007              |
| 2000406407 2                   | 135,000.00                       | 131,863.75                     | 01-Aug-2008     | 9.150%                  | FL - 90.00%                      | 360              | 01-Jan-2007              |
| 2000406408 1                   | 91,800.00                        | 90,069.24                      | 01-May-2008     | 9.900%                  | MS - 90.00%                      | 360              | 01-Jan-2007              |
| 2000406409 2                   | 54,000.00                        | 53,142.08                      | 01-Jun-2008     | 9.850%                  | PA - 90.00%                      | 360              | 01-Dec-2006              |
| 2000406426 2                   | 152,000.00                       | 151,990.53                     | 01-Dec-2008     | 7.250%                  | UT - 80.00%                      | 360              | 01-Jan-2007              |
| 2000406457 2                   | 131,120.00                       | 129,615.99                     | 01-Feb-2009     | 8.200%                  | SC - 80.00%                      | 360              | 01-Jan-2007              |
| 2000406465 2                   | 316,000.00                       | 309,493.38                     | 01-May-2009     | 9.750%                  | CA - 80.00%                      | 360              | 01-Jan-2007              |
| 2000406475 1                   | 290,700.00                       | 283,993.58                     | 01-Oct-2007     | 9.150%                  | VA - 85.00%                      | 360              | 01-Jan-2007              |
| 2000406477 1                   | 128,800.00                       | 125,193.04                     | 01-Sep-2008     | 11.200%                 | NC - 80.00%                      | 360              | 01-Jan-2007              |
| TOTAL                          | 204,122,834.00                   | 200,688,640.93                 |                 |                         |                                  |                  |                          |
| TOTAL                          | 216,912,489.00                   | 213,228,937.95                 |                 |                         |                                  |                  |                          |

#### Prepayment Report

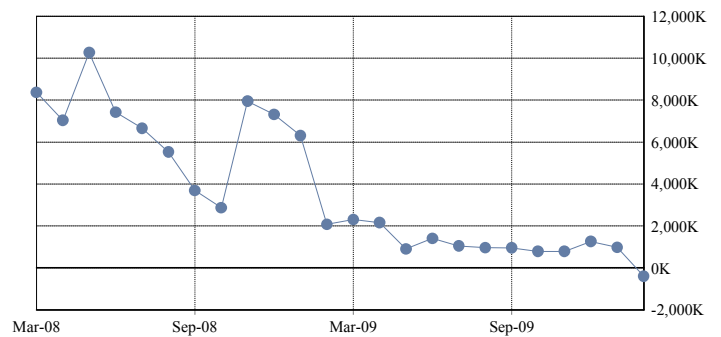
##### VOLUNTARY PREPAYMENTS

|                                       | Group 2        | Group 1        | Total          |
|---------------------------------------|----------------|----------------|----------------|
| <b><u>Current</u></b>                 |                |                |                |
| Number of Paid in Full Loans          | 6              | 4              | 10             |
| Number of Repurchased Loans           | 0              | 0              | 0              |
| Total Number of Loans Prepaid in Full | 6              | 4              | 10             |
| Curtailments Amount                   | (855,396.18)   | (776,337.79)   | (1,631,733.97) |
| Paid in Full Balance                  | 722,134.30     | 511,572.26     | 1,233,706.56   |
| Repurchased Loans Balance             | 0.00           | 0.00           | 0.00           |
| Total Prepayment Amount               | -133,261.88    | -264,765.53    | -398,027.41    |
| <b><u>Cumulative</u></b>              |                |                |                |
| Number of Paid in Full Loans          | 739            | 977            | 1,716          |
| Number of Repurchased Loans           | 0              | 0              | 0              |
| Total Number of Loans Prepaid in Full | 739            | 977            | 1,716          |
| Paid in Full Balance                  | 123,218,178.11 | 149,469,915.26 | 272,688,093.37 |
| Repurchased Loans Balance             | 0.00           | 0.00           | 0.00           |
| Curtailments Amount                   | 3,685,973.22   | 3,342,707.64   | 7,028,680.86   |
| Total Prepayment Amount               | 126,904,151.33 | 152,812,622.90 | 279,716,774.23 |

Total Prepayments by Groups



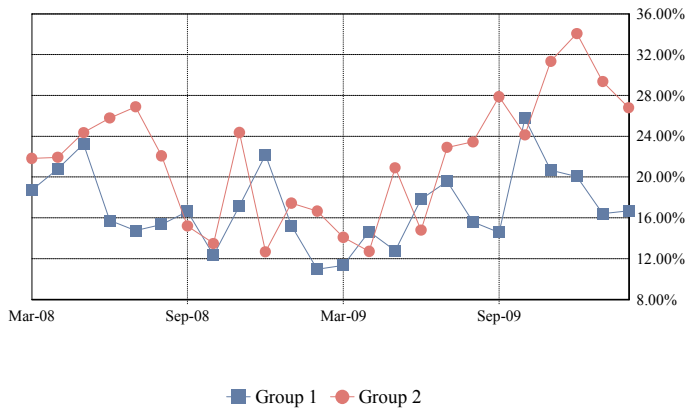
Total Prepayments



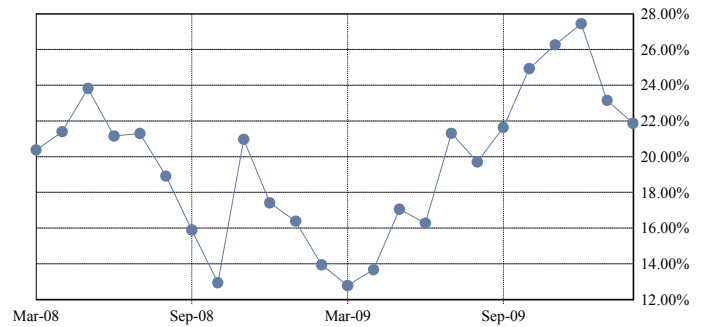
#### PREPAYMENTS RATES

|                                     | Group 2 | Group 1 | Total   |
|-------------------------------------|---------|---------|---------|
| SMM                                 | 2.57%   | 1.51%   | 2.04%   |
| 3 Months Avg SMM                    | 2.94%   | 1.61%   | 2.28%   |
| 12 Months Avg SMM                   | 2.24%   | 1.57%   | 1.91%   |
| Avg SMM Since Cut-off               | 1.75%   | 1.47%   | 1.61%   |
| CPR                                 | 26.79%  | 16.70%  | 21.87%  |
| 3 Months Avg CPR                    | 30.14%  | 17.74%  | 24.19%  |
| 12 Months Avg CPR                   | 23.82%  | 17.25%  | 20.64%  |
| Avg CPR Since Cut-off               | 19.09%  | 16.28%  | 17.72%  |
| PSA                                 | 446.49% | 278.39% | 364.53% |
| 3 Months Avg PSA Approximation      | 502.28% | 295.61% | 403.21% |
| 12 Months Avg PSA Approximation     | 397.01% | 289.68% | 344.26% |
| Avg PSA Since Cut-off Approximation | 449.21% | 429.31% | 439.07% |

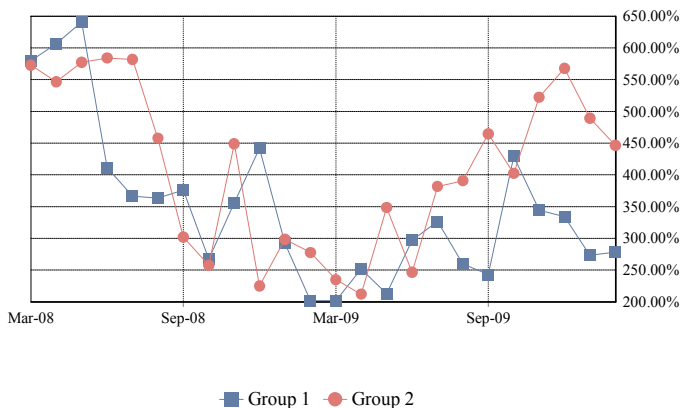
CPR by Groups



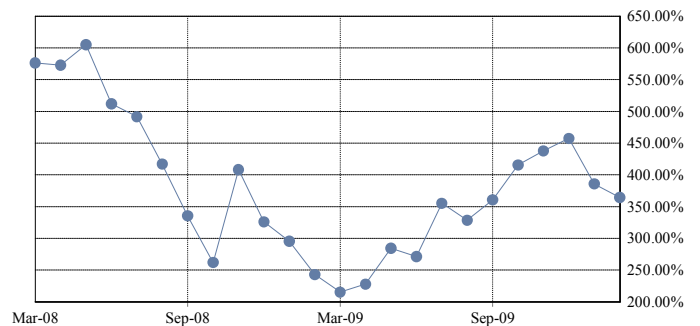
Total CPR



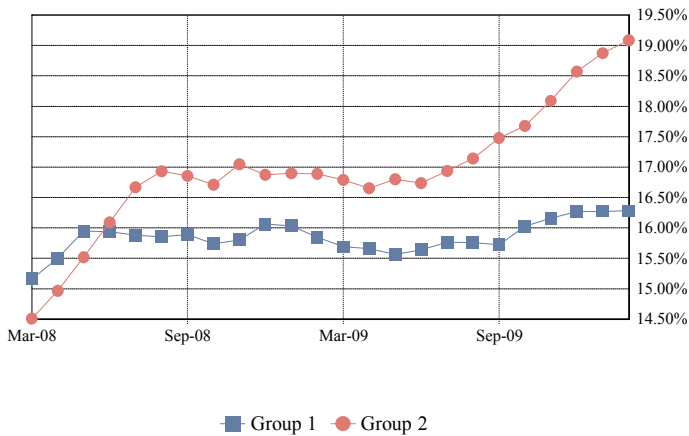
PSA by Groups



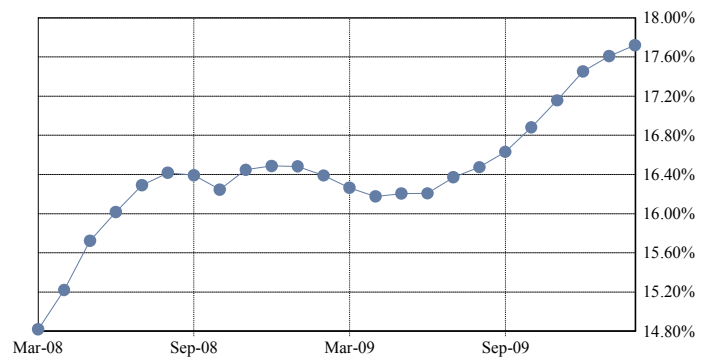
Total PSA



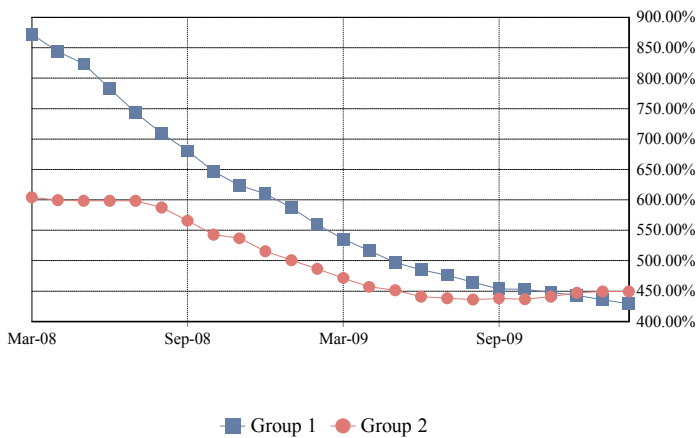
CPR Avg since Cut-Off by Groups



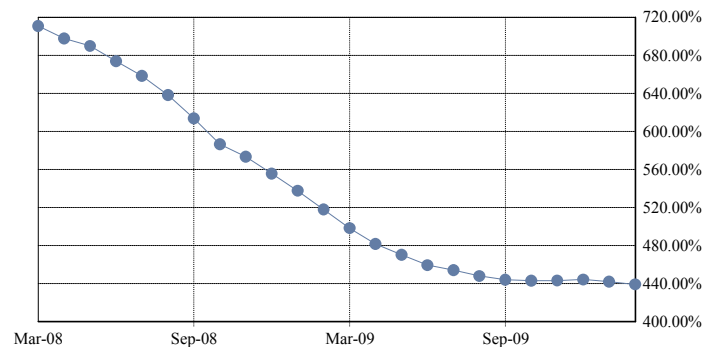
Total CPR Avg since Cut-Off



PSA Avg since Cut-Off by Groups



Total PSA Avg since Cut-Off



#### PREPAYMENT CALCULATION METHODOLOGY

Single Monthly Mortality (SMM):  $(\text{Voluntary partial and full prepayments} + \text{Repurchases} + \text{Liquidation Balance}) / (\text{Beg Principal Balance} - \text{Sched Principal})$

Conditional Prepayment Rate (CPR):  $1 - (1 - \text{SMM})^{12}$

PSA Standard Prepayment Model:  $\text{CPR} / (0.20\% * \min(30, \text{WAS}))$

Average SMM over period between nth month and mth month (AvgSMM<sub>n,m</sub>):  $1 - [(1 - \text{SMM}_n) * (1 - \text{SMM}_{n+1}) * \dots * (1 - \text{SMM}_m)]^{1/\text{months in period } n,m}$

Average CPR over period between the nth month and mth month (AvgCPR<sub>n,m</sub>):  $1 - (1 - \text{AvgSMM}_{n,m})^{12}$

Average PSA Approximation over period between the nth month and mth month:  $\text{AvgCPR}_{n,m} / (0.20\% * \text{Avg WAS}_{n,m})$

Average WAS<sub>n,m</sub>:  $(\min(30, \text{WAS}_n) + \min(30, \text{WAS}_{n+1}) + \dots + \min(30, \text{WAS}_m)) / (\text{number of months in the period } n,m)$

Weighted Average Seasoning (WAS)

Note: Prepayment rates are calculated since deal issue date and include partial and full voluntary prepayments and repurchases.

Dates correspond to distribution dates.

## Prepayment Detail Report

### Prepayment Detail Report - Mortgage Loans Prepaid in Full During Current Distribution

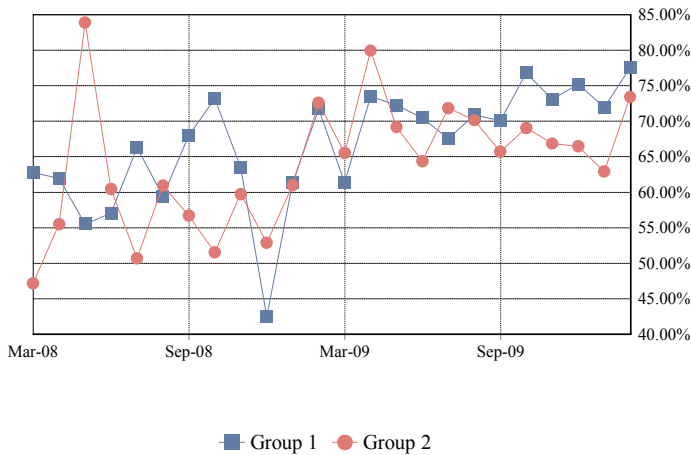
| Loan Number<br>&<br>Loan Group | Loan<br>Status | Original<br>Principal<br>Balance | Prepayment<br>Amount | Prepayment<br>Date | Current<br>Note<br>Rate | State &<br>LTV at<br>Origination | Type Prepayment<br>&<br>Original Term | First<br>Payment<br>Date |
|--------------------------------|----------------|----------------------------------|----------------------|--------------------|-------------------------|----------------------------------|---------------------------------------|--------------------------|
| 2000396779                     | 2              | 284,525.00                       | 276,886.46           | 29-Jan-2010        | 8.550%                  | AK - 95.00%                      | Paid Off - 360                        | 01-Nov-2006              |
| 2000398988                     | 1              | 200,000.00                       | 196,327.65           | 26-Jan-2010        | 10.700%                 | SC - 68.05%                      | Paid Off - 360                        | 01-Nov-2006              |
| 2000399109                     | 1              | 64,500.00                        | 62,143.32            | 20-Jan-2010        | 8.900%                  | LA - 56.09%                      | Paid Off - 360                        | 01-Nov-2006              |
| 2000400319                     | 1              | 76,000.00                        | 72,848.25            | 21-Jan-2010        | 9.750%                  | PA - 80.00%                      | Paid Off - 360                        | 01-Dec-2006              |
| 2000400489                     | 2              | 156,400.00                       | 152,126.52           | 12-Jan-2010        | 8.300%                  | MS - 92.00%                      | Paid Off - 360                        | 01-Dec-2006              |
| 2000401871                     | 2              | 107,000.00                       | 93,532.17            | 28-Jan-2010        | 7.850%                  | TN - 89.92%                      | Paid Off - 180                        | 01-Dec-2006              |
| 2000404296                     | 2              | 61,650.00                        | 60,592.68            | 01-Dec-2009        | 9.990%                  | NY - 90.00%                      | Paid Off - 360                        | 01-Jan-2007              |
| 2000404632                     | 2              | 59,900.00                        | 58,954.73            | 12-Jan-2010        | 10.950%                 | PA - 37.46%                      | Paid Off - 360                        | 01-Jan-2007              |
| 2000405558                     | 2              | 82,750.00                        | 80,041.74            | 22-Jan-2010        | 8.750%                  | IN - 89.95%                      | Paid Off - 360                        | 01-Jan-2007              |
| 2000406011                     | 1              | 182,700.00                       | 180,253.04           | 21-Jan-2010        | 7.600%                  | AL - 90.00%                      | Paid Off - 360                        | 01-Jan-2007              |
| TOTAL                          |                | 1,275,425.00                     | 1,233,706.56         |                    |                         |                                  |                                       |                          |

## Realized Loss Report

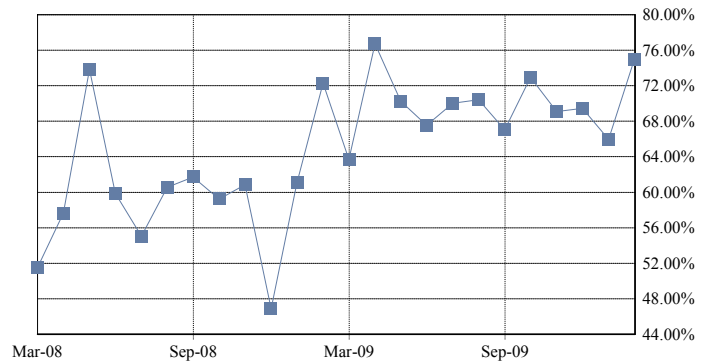
### COLLATERAL REALIZED LOSSES

|  | Group 2        | Group 1       | Total          |
|--|----------------|---------------|----------------|
| <b><u>Current</u></b>                            |                |               |                |
| Subsequent Recoveries                            | 336,886.15     | 211,279.52    | 548,165.67     |
| Number of Loans Liquidated                       | 35             | 29            | 64             |
| Collateral Principal Realized Loss/(Gain) Amount | 6,318,084.80   | 4,111,556.31  | 10,429,641.11  |
| Collateral Interest Realized Loss/(Gain) Amount  | (150,066.21)   | (79,359.12)   | (229,425.33)   |
| Net Liquidation Proceeds                         | 2,437,549.53   | 1,271,814.89  | 3,709,364.42   |
| <b><u>Cumulative</u></b>                         |                |               |                |
| Number of Loans Liquidated                       | 922            | 674           | 1,596          |
| Collateral Realized Loss/(Gain) Amount           | 120,311,581.96 | 69,719,477.45 | 190,031,059.41 |
| Net Liquidation Proceeds                         | 74,270,927.10  | 36,864,336.04 | 111,135,263.14 |
| Cumulative Subsequent Recoveries                 | 6,464,623.70   | 4,428,058.95  | 10,892,682.65  |

Collateral Loss Severity Approximation by Groups



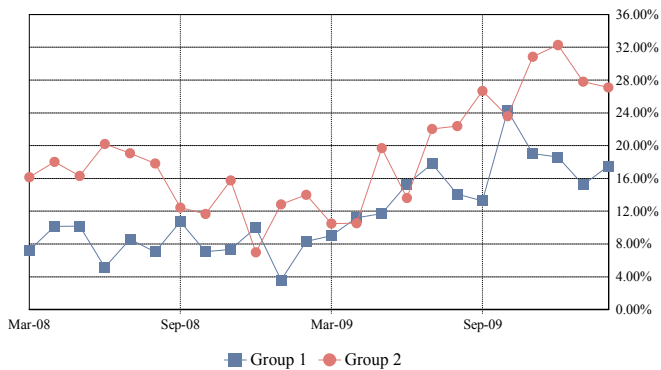
Collateral Loss Severity Approximation



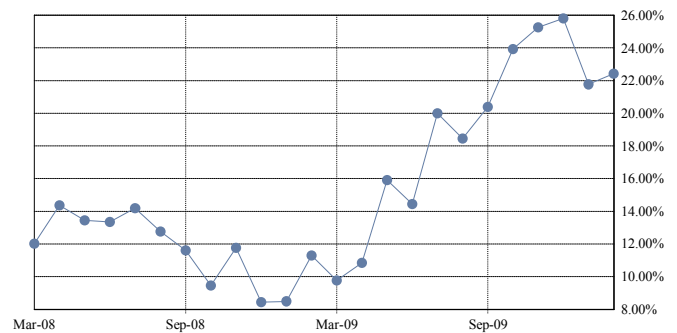
#### DEFAULT SPEEDS

|  | Group 2   | Group 1   | Total     |
|--|-----------|-----------|-----------|
| MDR  | 2.60%     | 1.59%     | 2.09%     |
| 3 Months Avg MDR                               | 2.83%     | 1.55%     | 2.19%     |
| 12 Months Avg MDR                              | 2.11%     | 1.41%     | 1.76%     |
| Avg MDR Since Cut-off                          | 1.16%     | 0.69%     | 0.93%     |
| CDR  | 27.11%    | 17.49%    | 22.42%    |
| 3 Months Avg CDR                               | 29.10%    | 17.12%    | 23.35%    |
| 12 Months Avg CDR                              | 22.58%    | 15.67%    | 19.24%    |
| Avg CDR Since Cut-off                          | 13.10%    | 7.95%     | 10.64%    |
| SDA  | 4,518.49% | 2,915.51% | 3,736.39% |
| 3 Months Avg SDA Approximation                 | 4,850.28% | 2,853.72% | 3,891.69% |
| 12 Months Avg SDA Approximation                | 3,762.92% | 2,612.05% | 3,206.57% |
| Avg SDA Since Cut-off Approximation            | 2,807.49% | 1,974.44% | 2,440.95% |
| Loss Severity Approximation for Current Period | 73.42%    | 77.52%    | 74.98%    |
| 3 Months Avg Loss Severity Approximation       | 67.41%    | 75.03%    | 70.10%    |
| 12 Months Avg Loss Severity Approximation      | 68.35%    | 72.31%    | 69.92%    |
| Avg Loss Severity Approximation Since Cut-off  | 62.13%    | 66.45%    | 63.66%    |

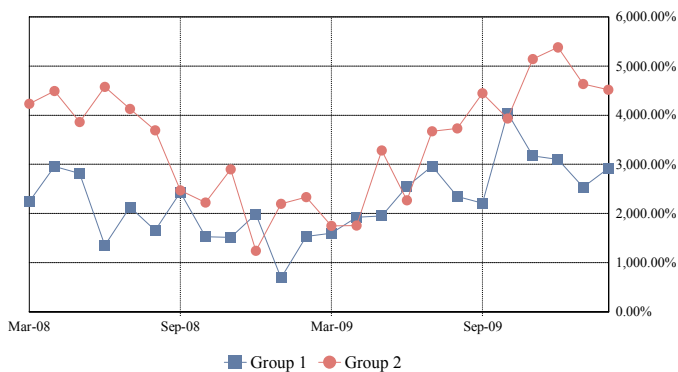
CDR by Groups



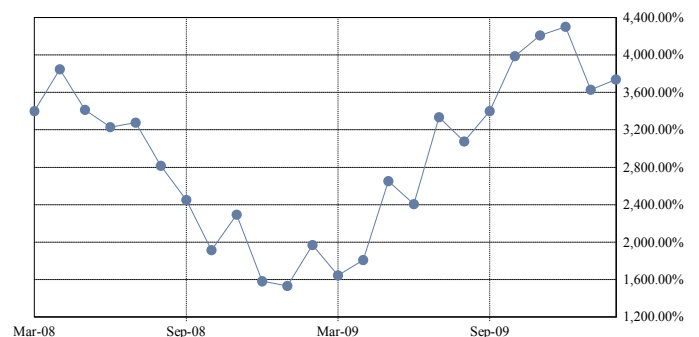
Total CDR



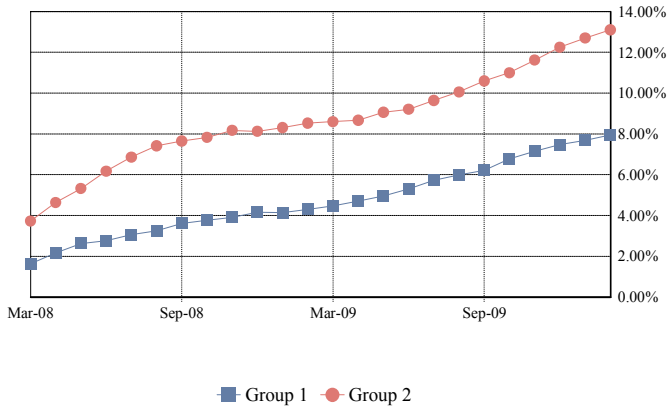
SDA by Groups



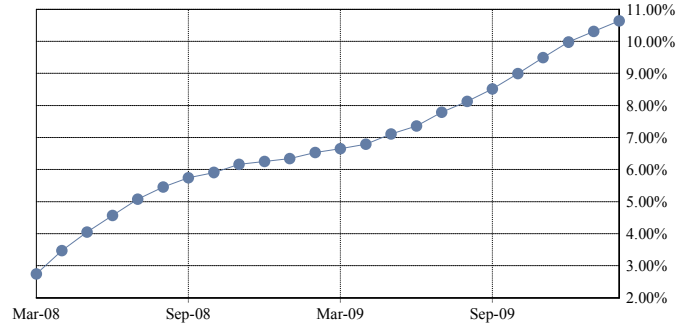
Total SDA



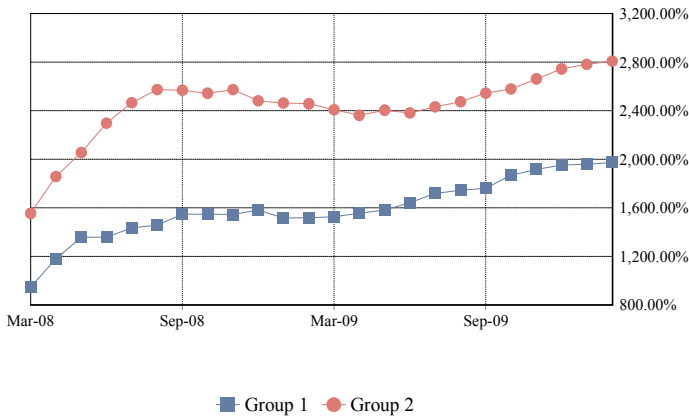
CDR Avg since Cut-Off by Groups



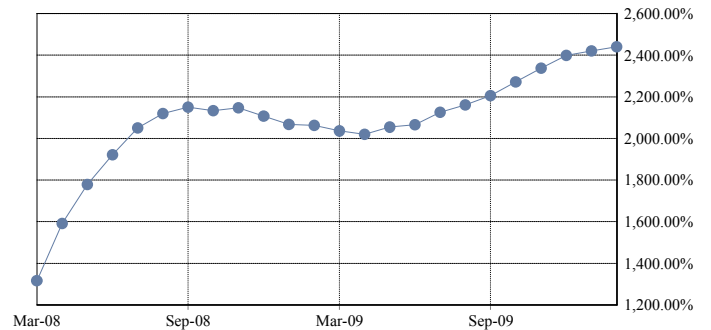
Total CDR Avg since Cut-Off



SDA Avg since Cut-Off by Groups



Total SDA Avg since Cut-Off



#### COLLATERAL REALIZED LOSS CALCULATION METHODOLOGY

Monthly Default Rate (MDR):  $(\text{Beg Principal Balance of Liquidated Loans}) / (\text{Total Beg Principal Balance})$

Conditional Default Rate (CDR):  $1 - ((1 - \text{MDR})^{12})$

SDA Standard Default Assumption:  $\text{CDR} / \text{IF}(\text{WAS} < 61, \text{MIN}(30, \text{WAS}) * 0.02\%, \text{MAX}(0.03\%, \text{MIN}(30, \text{WAS}) * 0.02\% - 0.0095\% * (\text{WAS} - 60)))$

Average MDR over period between nth month and mth month (AvgMDRn,m):  $[(1 - \text{MDR}_n) * (1 - \text{MDR}_{n+1}) * \dots * (1 - \text{MDR}_m)]^{1 / (\text{months in period } n, m)}$

Average CDR over period between the nth month and mth month (AvgCDRn,m):  $1 - ((1 - \text{AvgMDRn,m})^{12})$

Average SDA Approximation over period between the nth month and mth month:

$\text{AvgCDRn,m} / \text{IF}(\text{Avg WASn,m} < 61, \text{MIN}(30, \text{Avg WASn,m}) * 0.02\%, \text{MAX}(0.03\%, \text{MIN}(30, \text{Avg WASn,m}) * 0.02\% - 0.0095\% * (\text{Avg WASn,m} - 60)))$

Average WASn,m:  $(\text{WAS}_n + \text{WAS}_{n+1} + \dots + \text{WAS}_m) / (\text{number of months in the period } n, m)$

Loss Severity Approximation for current period:  $\text{sum}(\text{Realized Loss Amount}) / \text{sum}(\text{Beg Principal Balance of Liquidated Loans})$

Average Loss Severity Approximation over period between nth month and mth month:  $\text{Avg}(\text{Loss Severity}_{n,m})$

Note: Default rates are calculated since deal issue date and include realized gains and additional realized losses and gains from prior periods.

Dates correspond to distribution dates.

Charged off or Partially Charged off Loans assumed to have a minimum 100% Loss Severity Percentage.

## Mortgage Pass-Through Certificates

February 25, 2010 Distribution

### Realized Loss Detail Report

| Loan Number<br>&<br>Loan Group | Loan<br>Status | Current<br>Note<br>Rate | State &<br>LTV at<br>Origination | Original<br>Term | Prior<br>Principal<br>Balance | Realized<br>Loss/(Gain)<br>Revision | Realized<br>Loss/(Gain) |
|--------------------------------|----------------|-------------------------|----------------------------------|------------------|-------------------------------|-------------------------------------|-------------------------|
| 2000373136                     | 1              | 7.940%                  | OH - 90.00%                      | 360              | 81,853.90                     |                                     | 91,824.62               |
| 2000374435                     | 1              | 8.250%                  | MI - 94.97%                      | 360              | 168,096.00                    |                                     | 173,614.65              |
| 2000378384                     | 1              | 9.550%                  | IL - 65.00%                      | 360              | 117,975.11                    |                                     | 148,309.63              |
| 2000385699                     | 1              | 8.990%                  | MS - 84.17%                      | 360              | 209,169.36                    |                                     | 152,552.64              |
| 2000385752                     | 1              | 2.000%                  | OH - 90.00%                      | 360              | 119,211.08                    | Modification                        | 66,128.50               |
| 2000397007                     | 1              | 9.400%                  | MN - 100.00%                     | 360              | 206,867.02                    |                                     | 215,784.14              |
| 2000398127                     | 1              | 9.000%                  | NY - 80.00%                      | 360              | 383,192.05                    |                                     | 372,072.97              |
| 2000398839                     | 1              | 2.000%                  | FL - 90.00%                      | 360              | 192,654.80                    | Modification                        | 135,572.85              |
| 2000399309                     | 1              | 11.600%                 | FL - 100.00%                     | 180              | 48,767.42                     |                                     | 56,583.53               |
| 2000399472                     | 1              | 2.000%                  | CA - 60.38%                      | 360              | 156,229.35                    | Modification                        | 41,327.11               |
| 2000399493                     | 1              | 9.850%                  | MO - 95.00%                      | 360              | 84,856.49                     |                                     | 97,644.31               |
| 2000399873                     | 1              | 7.990%                  | MI - 90.00%                      | 360              | 78,299.77                     |                                     | 69,173.03               |
| 2000399963                     | 1              | 10.650%                 | FL - 80.00%                      | 360              | 175,873.09                    |                                     | 206,683.55              |
| 2000400268                     | 1              | 2.000%                  | AZ - 95.00%                      | 360              | 356,539.02                    | Modification                        | 54,269.28               |
| 2000400313                     | 1              | 8.800%                  | CA - 68.06%                      | 360              | 239,157.61                    |                                     | 112,501.00              |
| 2000400932                     | 1              | 6.000%                  | MI - 84.55%                      | 360              | 133,941.06                    |                                     | 79,014.90               |
| 2000401022                     | 1              | 2.000%                  | FL - 64.41%                      | 360              | 184,819.69                    | Modification                        | 44,524.68               |
| 2000401151                     | 1              | 8.250%                  | AZ - 90.00%                      | 360              | 241,769.54                    |                                     | 81,984.12               |
| 2000401193                     | 1              | 2.000%                  | FL - 79.57%                      | 360              | 181,644.57                    | Modification                        | 54,596.53               |
| 2000401377                     | 1              | 8.500%                  | NE - 73.15%                      | 360              | 77,359.78                     |                                     | 28,462.74               |
| 2000401537                     | 1              | 9.750%                  | KY - 90.00%                      | 360              | 101,384.67                    |                                     | 74,413.03               |
| 2000401862                     | 1              | 10.900%                 | VA - 100.00%                     | 180              | 31,653.97                     |                                     | 34,019.10               |
| 2000401944                     | 1              | 6.990%                  | AZ - 80.00%                      | 360              | 148,588.37                    |                                     | 138,048.22              |
| 2000402137                     | 1              | 2.000%                  | CA - 82.35%                      | 360              | 344,639.24                    | Modification                        | 84,061.42               |
| 2000403061                     | 1              | 2.000%                  | FL - 66.51%                      | 360              | 274,266.54                    | Modification                        | 92,050.33               |
| 2000403682                     | 1              | 7.625%                  | NY - 90.00%                      | 360              | 250,264.77                    |                                     | 101,195.70              |
| 2000403839                     | 1              | 10.350%                 | VA - 93.00%                      | 360              | 279,678.88                    |                                     | 248,087.95              |
| 2000403964                     | 1              | 11.000%                 | MI - 95.00%                      | 360              | 98,105.75                     |                                     | 107,475.03              |
| 2000404844                     | 1              | 2.000%                  | CA - 69.16%                      | 360              | 367,600.00                    | Modification                        | 188,301.74              |
| 2000404984                     | 1              | 9.150%                  | FL - 70.00%                      | 360              | 168,480.50                    |                                     | 144,725.67              |
| 2000404988                     | 1              | 8.550%                  | FL - 95.00%                      | 360              | 192,786.51                    |                                     | 119,658.97              |
| 2000405035                     | 1              | 8.400%                  | FL - 79.20%                      | 360              | 157,092.55                    |                                     | 98,469.38               |
| 2000405301                     | 1              | 9.900%                  | GA - 85.00%                      | 360              | 145,855.33                    |                                     | 115,191.82              |
| 2000405830                     | 1              | 9.600%                  | MI - 95.00%                      | 360              | 157,071.03                    |                                     | 99,354.97               |
| 2000406107                     | 1              | 9.990%                  | IN - 90.00%                      | 360              | 68,385.75                     |                                     | 40,218.23               |
| 2000406127                     | 1              | 9.250%                  | WY - 100.00%                     | 180              | 41,405.15                     |                                     | 42,577.17               |
| 2000406368                     | 1              | 6.750%                  | AZ - 80.00%                      | 360              | 107,919.99                    |                                     | 102,077.76              |
| 2000406476                     | 1              | 7.990%                  | NJ - 95.00%                      | 360              | 347,328.22                    |                                     | 118,066.87              |
| 2000376258                     | 1              | 0.000%                  | OH - 100.00%                     | 360              | 0.00                          | Revision                            | 772.25                  |
| 2000385624                     | 1              | 0.000%                  | MI - 80.00%                      | 360              | 0.00                          | Revision                            | 50.69                   |
| 2000385815                     | 1              | 0.000%                  | OH - 80.00%                      | 360              | 0.00                          | Revision                            | 516.57                  |
| 2000397325                     | 1              | 0.000%                  | GA - 85.00%                      | 360              | 0.00                          | Revision                            | 788.73                  |
| 2000399092                     | 1              | 0.000%                  | FL - 80.00%                      | 360              | 0.00                          | Revision                            | 769.19                  |
| 2000399235                     | 1              | 0.000%                  | MI - 90.00%                      | 360              | 0.00                          | Revision                            | (40.00)                 |
| 2000399425                     | 1              | 0.000%                  | CA - 78.48%                      | 360              | 0.00                          | Revision                            | 65.00                   |
| 2000399703                     | 1              | 0.000%                  | MD - 90.00%                      | 360              | 0.00                          | Revision                            | 356.41                  |
| 2000399738                     | 1              | 0.000%                  | OH - 85.00%                      | 360              | 0.00                          | Revision                            | 5.59                    |
| 2000400242                     | 1              | 0.000%                  | TN - 90.00%                      | 360              | 0.00                          | Revision                            | 25.05                   |
| 2000400253                     | 1              | 0.000%                  | FL - 90.00%                      | 360              | 0.00                          | Revision                            | 1,107.17                |
| 2000400301                     | 1              | 0.000%                  | FL - 87.69%                      | 360              | 0.00                          | Revision                            | 751.25                  |

## Mortgage Pass-Through Certificates

February 25, 2010 Distribution

| Loan Number & Loan Group | Loan Status | Current Note Rate | State & LTV at Origination | Original Term | Prior Principal Balance | Realized Loss/(Gain) Revision | Realized Loss/(Gain) |
|--------------------------|-------------|-------------------|----------------------------|---------------|-------------------------|-------------------------------|----------------------|
| 2000400372               | 1           | 0.000%            | MD - 87.07%                | 360           | 0.00                    | Revision                      | (300.00)             |
| 2000400393               | 1           | 0.000%            | CO - 80.00%                | 360           | 0.00                    | Revision                      | (26.00)              |
| 2000401066               | 1           | 0.000%            | MS - 85.00%                | 360           | 0.00                    | Revision                      | 958.01               |
| 2000401090               | 1           | 0.000%            | CA - 65.00%                | 360           | 0.00                    | Revision                      | 757.58               |
| 2000401593               | 1           | 0.000%            | LA - 90.88%                | 360           | 0.00                    | Revision                      | 659.18               |
| 2000402109               | 1           | 0.000%            | MI - 95.00%                | 360           | 0.00                    | Revision                      | (140.00)             |
| 2000402613               | 1           | 0.000%            | TX - 90.00%                | 360           | 0.00                    | Revision                      | 15.19                |
| 2000402635               | 1           | 0.000%            | MA - 90.00%                | 360           | 0.00                    | Revision                      | (126,058.88)         |
| 2000403440               | 1           | 0.000%            | NJ - 85.00%                | 360           | 0.00                    | Revision                      | 1,507.48             |
| 2000403648               | 1           | 0.000%            | FL - 80.00%                | 360           | 0.00                    | Revision                      | 762.08               |
| 2000403842               | 1           | 0.000%            | MI - 90.00%                | 360           | 0.00                    | Revision                      | (130.00)             |
| 2000403919               | 1           | 0.000%            | FL - 66.33%                | 360           | 0.00                    | Revision                      | 1,230.63             |
| 2000403973               | 1           | 0.000%            | TX - 100.00%               | 360           | 0.00                    | Revision                      | 5.96                 |
| 2000403990               | 1           | 0.000%            | TX - 80.00%                | 360           | 0.00                    | Revision                      | 27.46                |
| 2000404246               | 1           | 0.000%            | MD - 75.00%                | 360           | 0.00                    | Revision                      | (84,434.64)          |
| 2000404257               | 1           | 0.000%            | NJ - 80.00%                | 360           | 0.00                    | Revision                      | (150.00)             |
| 2000404659               | 1           | 0.000%            | AL - 90.00%                | 360           | 0.00                    | Revision                      | 775.36               |
| 2000405031               | 1           | 0.000%            |                            | 360           | 0.00                    | Revision                      | 23.29                |
| 2000405080               | 1           | 0.000%            | TN - 80.00%                | 360           | 0.00                    | Revision                      | 41.44                |
| 2000405167               | 1           | 0.000%            | TX - 90.00%                | 360           | 0.00                    | Revision                      | 60.15                |
| 2000405625               | 1           | 0.000%            | MI - 85.00%                | 360           | 0.00                    | Revision                      | 43.52                |
| 2000405847               | 1           | 0.000%            | AZ - 80.00%                | 360           | 0.00                    | Revision                      | 240.00               |
| 2000406040               | 1           | 0.000%            | CA - 46.60%                | 360           | 0.00                    | Revision                      | 543.34               |
| 2000387478               | 2           | 2.000%            | TN - 90.00%                | 360           | 81,169.17               | Modification                  | 8,861.88             |
| 2000387530               | 2           | 10.990%           | TX - 97.00%                | 180           | 160,434.53              |                               | 53,397.93            |
| 2000387559               | 2           | 8.990%            | WI - 80.00%                | 360           | 58,852.46               |                               | 14,889.23            |
| 2000396582               | 2           | 6.625%            | CA - 80.00%                | 360           | 443,971.90              |                               | 228,038.09           |
| 2000396789               | 2           | 8.850%            | WA - 85.00%                | 360           | 107,689.21              |                               | 24,523.06            |
| 2000397742               | 2           | 2.000%            | VA - 100.00%               | 360           | 343,735.76              | Modification                  | 24,759.93            |
| 2000398684               | 2           | 8.990%            | FL - 80.00%                | 360           | 198,476.79              |                               | 169,690.95           |
| 2000398788               | 2           | 8.300%            | MA - 80.00%                | 360           | 115,852.70              |                               | 101,179.90           |
| 2000398805               | 2           | 2.000%            | FL - 90.00%                | 360           | 191,503.37              | Modification                  | 7,670.55             |
| 2000398811               | 2           | 9.050%            | TX - 95.00%                | 360           | 166,836.52              |                               | 81,342.18            |
| 2000398824               | 2           | 9.900%            | FL - 95.00%                | 360           | 378,288.07              |                               | 417,689.55           |
| 2000399155               | 2           | 10.550%           | TN - 90.00%                | 360           | 77,957.49               |                               | 27,247.28            |
| 2000399452               | 2           | 7.300%            | FL - 80.00%                | 360           | 362,130.49              |                               | 258,939.19           |
| 2000399708               | 2           | 11.100%           | FL - 85.00%                | 180           | 12,207.55               |                               | 13,322.13            |
| 2000399721               | 2           | 8.750%            | CT - 80.00%                | 360           | 213,767.97              |                               | 87,990.55            |
| 2000400503               | 2           | 2.000%            | VA - 90.00%                | 360           | 574,125.12              | Modification                  | 402,734.45           |
| 2000400776               | 2           | 2.000%            | FL - 90.00%                | 360           | 224,999.05              | Modification                  | 90,843.85            |
| 2000400846               | 2           | 8.400%            | NV - 80.00%                | 360           | 310,000.00              |                               | 126,832.25           |
| 2000400860               | 2           | 7.650%            | AZ - 80.00%                | 360           | 191,092.14              |                               | 135,931.56           |
| 2000400886               | 2           | 6.990%            | FL - 79.91%                | 360           | 175,000.00              |                               | 68,106.74            |
| 2000401314               | 2           | 10.550%           | PA - 100.00%               | 360           | 55,796.22               |                               | 34,929.05            |
| 2000401575               | 2           | 7.700%            | MD - 80.00%                | 360           | 410,231.62              |                               | 288,559.52           |
| 2000401683               | 2           | 2.000%            | MD - 80.00%                | 360           | 211,927.12              | Modification                  | 100,939.62           |
| 2000401805               | 2           | 12.990%           | OH - 100.00%               | 180           | 38,904.20               |                               | 44,055.91            |
| 2000402060               | 2           | 2.000%            | CA - 85.00%                | 360           | 303,137.60              | Modification                  | 40,037.89            |
| 2000402190               | 2           | 12.300%           | FL - 100.00%               | 180           | 24,963.83               |                               | 27,543.95            |
| 2000402299               | 2           | 2.000%            | FL - 70.00%                | 360           | 100,062.29              | Modification                  | 19,980.06            |
| 2000402419               | 2           | 7.350%            | CA - 80.00%                | 360           | 248,000.00              |                               | 216,321.52           |

## Mortgage Pass-Through Certificates

February 25, 2010 Distribution

| Loan Number<br>&<br>Loan Group | Loan<br>Status | Current<br>Note<br>Rate | State &<br>LTV at<br>Origination | Original<br>Term | Prior<br>Principal<br>Balance | Realized<br>Loss/(Gain)<br>Revision | Realized<br>Loss/(Gain) |
|--------------------------------|----------------|-------------------------|----------------------------------|------------------|-------------------------------|-------------------------------------|-------------------------|
| 2000402758                     | 2              | 6.000%                  | WY - 100.00%                     | 360              | 306,467.85                    |                                     | 116,369.43              |
| 2000402849                     | 2              | 8.400%                  | VA - 80.00%                      | 360              | 216,436.59                    |                                     | 20,411.19               |
| 2000402886                     | 2              | 7.950%                  | FL - 80.00%                      | 360              | 221,872.10                    |                                     | 204,830.22              |
| 2000403414                     | 2              | 8.525%                  | FL - 90.00%                      | 360              | 241,258.99                    |                                     | 221,772.56              |
| 2000403697                     | 2              | 11.500%                 | LA - 100.00%                     | 360              | 251,401.59                    |                                     | 201,847.02              |
| 2000404046                     | 2              | 7.450%                  |                                  | 360              | 209,642.53                    |                                     | 204,644.07              |
| 2000404051                     | 2              | 7.850%                  | AZ - 90.00%                      | 360              | 209,861.69                    |                                     | 198,307.25              |
| 2000404068                     | 2              | 8.100%                  |                                  | 360              | 580,774.19                    |                                     | 616,701.61              |
| 2000404071                     | 2              | 2.000%                  | CA - 80.00%                      | 360              | 145,188.01                    | Modification                        | 27,229.50               |
| 2000404332                     | 2              | 2.000%                  | FL - 86.19%                      | 360              | 176,662.06                    | Modification                        | 146,570.07              |
| 2000404795                     | 2              | 2.000%                  | FL - 89.04%                      | 360              | 410,918.40                    | Modification                        | 355,154.91              |
| 2000405342                     | 2              | 11.050%                 | LA - 80.00%                      | 360              | 68,523.56                     |                                     | 5,336.21                |
| 2000405487                     | 2              | 9.400%                  | GA - 90.00%                      | 360              | 233,287.78                    |                                     | 276,339.50              |
| 2000405544                     | 2              | 8.950%                  | FL - 90.00%                      | 360              | 376,467.31                    |                                     | 295,586.66              |
| 2000405576                     | 2              | 2.000%                  | MO - 85.00%                      | 360              | 84,030.29                     | Modification                        | 68,227.41               |
| 2000405750                     | 2              | 6.875%                  | ID - 90.00%                      | 360              | 193,500.00                    |                                     | 126,399.61              |
| 2000406102                     | 2              | 8.650%                  | AZ - 80.00%                      | 360              | 345,469.69                    |                                     | 136,085.40              |
| 2000406103                     | 2              | 11.550%                 | AZ - 90.00%                      | 180              | 43,681.19                     |                                     | 44,940.03               |
| 2000406386                     | 2              | 11.990%                 | PA - 100.00%                     | 360              | 63,459.25                     |                                     | 67,863.13               |
| 2000375568                     | 2              | 0.000%                  | OH - 95.00%                      | 360              | 0.00                          | Revision                            | (1,042.50)              |
| 2000385755                     | 2              | 0.000%                  | CA - 90.00%                      | 360              | 0.00                          | Revision                            | 44,524.00               |
| 2000396727                     | 2              | 0.000%                  | DC - 100.00%                     | 360              | 0.00                          | Revision                            | 1,337.26                |
| 2000397343                     | 2              | 0.000%                  | NV - 80.00%                      | 360              | 0.00                          | Revision                            | (72,330.40)             |
| 2000397448                     | 2              | 0.000%                  | NC - 80.00%                      | 360              | 0.00                          | Revision                            | 55.56                   |
| 2000397701                     | 2              | 0.000%                  | OH - 90.00%                      | 360              | 0.00                          | Revision                            | 7.59                    |
| 2000398884                     | 2              | 0.000%                  | IL - 80.00%                      | 360              | 0.00                          | Revision                            | 54.79                   |
| 2000398994                     | 2              | 0.000%                  | VA - 90.00%                      | 360              | 0.00                          | Revision                            | 58.17                   |
| 2000399283                     | 2              | 0.000%                  | OK - 80.00%                      | 360              | 0.00                          | Revision                            | (46,642.60)             |
| 2000399481                     | 2              | 0.000%                  | GA - 95.00%                      | 360              | 0.00                          | Revision                            | 1,524.28                |
| 2000399666                     | 2              | 0.000%                  | TX - 80.00%                      | 360              | 0.00                          | Revision                            | 19.86                   |
| 2000399889                     | 2              | 0.000%                  | VA - 95.00%                      | 360              | 0.00                          | Revision                            | (174,009.15)            |
| 2000399905                     | 2              | 0.000%                  | CA - 80.00%                      | 360              | 0.00                          | Revision                            | (234.87)                |
| 2000400010                     | 2              | 0.000%                  | NJ - 100.00%                     | 360              | 0.00                          | Revision                            | 65.96                   |
| 2000400240                     | 2              | 0.000%                  | FL - 59.52%                      | 360              | 0.00                          | Revision                            | (65.00)                 |
| 2000400804                     | 2              | 0.000%                  | MI - 80.00%                      | 360              | 0.00                          | Revision                            | 841.24                  |
| 2000400876                     | 2              | 0.000%                  | MI - 85.00%                      | 360              | 0.00                          | Revision                            | 65.00                   |
| 2000401486                     | 2              | 0.000%                  | IL - 80.00%                      | 360              | 0.00                          | Revision                            | 150.00                  |
| 2000402062                     | 2              | 0.000%                  | IL - 95.00%                      | 360              | 0.00                          | Revision                            | 91.15                   |
| 2000402102                     | 2              | 0.000%                  | UT - 80.00%                      | 360              | 0.00                          | Revision                            | 43.97                   |
| 2000402170                     | 2              | 0.000%                  | PA - 100.00%                     | 360              | 0.00                          | Revision                            | 27.66                   |
| 2000402364                     | 2              | 0.000%                  | VA - 100.00%                     | 360              | 0.00                          | Revision                            | 1,586.65                |
| 2000402547                     | 2              | 0.000%                  | FL - 80.00%                      | 360              | 0.00                          | Revision                            | 55.09                   |
| 2000403053                     | 2              | 0.000%                  | CT - 80.00%                      | 360              | 0.00                          | Revision                            | 77.94                   |
| 2000403088                     | 2              | 0.000%                  | WA - 100.00%                     | 360              | 0.00                          | Revision                            | 21.80                   |
| 2000403276                     | 2              | 0.000%                  | MS - 80.00%                      | 360              | 0.00                          | Revision                            | (32,784.18)             |
| 2000403286                     | 2              | 0.000%                  | FL - 100.00%                     | 360              | 0.00                          | Revision                            | 133.91                  |
| 2000403352                     | 2              | 0.000%                  | CA - 80.00%                      | 360              | 0.00                          | Revision                            | (71.40)                 |
| 2000403554                     | 2              | 0.000%                  | MD - 80.00%                      | 360              | 0.00                          | Revision                            | 1,505.00                |
| 2000403830                     | 2              | 0.000%                  | FL - 95.00%                      | 360              | 0.00                          | Revision                            | 19.17                   |
| 2000404909                     | 2              | 0.000%                  | NV - 95.00%                      | 360              | 0.00                          | Revision                            | 39.57                   |
| 2000405141                     | 2              | 0.000%                  | FL - 80.00%                      | 360              | 0.00                          | Revision                            | (5,061.85)              |

## Mortgage Pass-Through Certificates

February 25, 2010 Distribution

| Loan Number<br>&<br>Loan Group | Loan<br>Status | Current<br>Note<br>Rate | State &<br>LTV at<br>Origination | Original<br>Term | Prior<br>Principal<br>Balance | Realized<br>Loss/(Gain)<br>Revision | Realized<br>Loss/(Gain) |
|--------------------------------|----------------|-------------------------|----------------------------------|------------------|-------------------------------|-------------------------------------|-------------------------|
| 2000405859                     | 2              | 0.000%                  | FL - 76.00%                      | 360              | 0.00                          | Revision                            | 1,459.60                |
| 2000406098                     | 2              | 0.000%                  | CA - 70.00%                      | 360              | 0.00                          | Revision                            | 39.97                   |
| 2000406373                     | 2              | 0.000%                  | FL - 95.00%                      | 360              | 0.00                          | Revision                            | (4,644.20)              |
| 2000406466                     | 2              | 0.000%                  | CA - 90.00%                      | 360              | 0.00                          | Revision                            | 125.00                  |
| <b>TOTAL</b>                   |                |                         |                                  |                  | 16,880,800.17                 |                                     | 10,200,215.78           |

The Servicer has not made a final recovery determination on any loan noted above as a "Modification" and such realized loss is based on principal forbearance in connection with a loan modification.

### Triggers and Adj. Cert. Report

| TRIGGER EVENTS  |         |         |                |
|---|---------|---------|----------------|
|   | Group 2 | Group 1 | Total          |
| Does a Trigger Event Exist?   |         |         | No             |
| Has a Crossover Date Occurred?  |         |         | No             |
| Rolling 60-Day Delinquency Percentage   |         |         | 60.650338%     |
| Mezzanine Certificate Balance & Overcollateralization   |         |         | 114,529,566.12 |
| Beginning Pool Principal Balance  |         |         | 664,540,567.56 |
| Credit Enhancement Percentage   |         |         | 17.234398%     |
| Cumulative Loss Percentage  |         |         | 15.20248475%   |
| Does the Master Servicer Event of Default Exist?<br>(A Trigger Event Exists if either (i) or (ii) are true) |         |         | Yes            |
| (i) The quotient of ( (A) > (B) )   |         |         |                |
| . (A) Cumulative Loss Percentage  |         |         | 15.202485%     |
| . (B) Applicable Loss %   |         |         | 5.350000%      |
| (ii) The quotient of ( (A) > (B) )  |         |         |                |
| . (A) Rolling 90-Day Delinquency Percentage   |         |         | 57.443312%     |
| . (B) Applicable Loss %   |         |         | 22.000000%     |

| ADJUSTABLE RATE CERTIFICATE INFORMATION |  |  |  |
|---|--|--|--|
| <i>SPACE INTENTIONALLY LEFT BLANK</i>   |  |  |  |

| ADDITIONAL INFORMATION             |         |         |            |
|------------------------------------|---------|---------|------------|
|                                    | Group 2 | Group 1 | Total      |
| Current LIBOR Rate                 |         |         | 0.230630%  |
| Libor Rate Determination Date      |         |         | 01/21/2010 |
| Next LIBOR Rate                    |         |         | 0.228750%  |
| Next Libor Rate Determination Date |         |         | 02/23/2010 |

**Additional Certificate Report**

| ADDITIONAL CERTIFICATE REPORT |                                   |                               |                           |                                |                              |                                |
|-------------------------------|-----------------------------------|-------------------------------|---------------------------|--------------------------------|------------------------------|--------------------------------|
| CLASS                         | NET WAC<br>Shortfall<br>Prior (1) | Interest on<br>Prior<br>SF(2) | Curr NET<br>WAC SF<br>(3) | Total NET<br>WAC SF<br>(1+2+3) | NET WAC<br>Shortfall<br>Paid | NET WAC<br>Shortfall<br>UnPaid |
| A-1A                          | \$0.00                            | \$0.00                        | \$0.00                    | \$0.00                         | \$0.00                       | \$0.00                         |
| A-2A                          | \$0.00                            | \$0.00                        | \$0.00                    | \$0.00                         | \$0.00                       | \$0.00                         |
| A-2B                          | \$0.00                            | \$0.00                        | \$0.00                    | \$0.00                         | \$0.00                       | \$0.00                         |
| A-2C                          | \$0.00                            | \$0.00                        | \$0.00                    | \$0.00                         | \$0.00                       | \$0.00                         |
| A-2D                          | \$0.00                            | \$0.00                        | \$0.00                    | \$0.00                         | \$0.00                       | \$0.00                         |
| M-1                           | \$0.00                            | \$0.00                        | \$0.00                    | \$0.00                         | \$0.00                       | \$0.00                         |
| M-2                           | \$0.00                            | \$0.00                        | \$0.00                    | \$0.00                         | \$0.00                       | \$0.00                         |
| M-3                           | \$0.00                            | \$0.00                        | \$0.00                    | \$0.00                         | \$0.00                       | \$0.00                         |
| M-4                           | \$0.00                            | \$0.00                        | \$0.00                    | \$0.00                         | \$0.00                       | \$0.00                         |
| M-5                           | \$0.00                            | \$0.00                        | \$0.00                    | \$0.00                         | \$0.00                       | \$0.00                         |
| M-6                           | \$0.00                            | \$0.00                        | \$0.00                    | \$0.00                         | \$0.00                       | \$0.00                         |
| M-7                           | \$0.00                            | \$0.00                        | \$0.00                    | \$0.00                         | \$0.00                       | \$0.00                         |
| M-8                           | \$0.00                            | \$0.00                        | \$0.00                    | \$0.00                         | \$0.00                       | \$0.00                         |
| M-9                           | \$339.50                          | \$0.70                        | \$0.00                    | \$340.20                       | \$0.00                       | \$340.20                       |
| M-10N                         | \$1,292.41                        | \$2.76                        | \$0.00                    | \$1,295.18                     | \$0.00                       | \$1,295.18                     |
| M-11N                         | \$760.25                          | \$1.62                        | \$0.00                    | \$761.87                       | \$0.00                       | \$761.87                       |
| M-12N                         | \$608.20                          | \$1.30                        | \$0.00                    | \$609.50                       | \$0.00                       | \$609.50                       |
| M-13N                         | \$608.20                          | \$1.30                        | \$0.00                    | \$609.50                       | \$0.00                       | \$609.50                       |

#### Investor Supplemental Notice

##### DEAL CALENDAR

###### Rolling Payment Schedule

|                |                 |                    |                   |
|----------------|-----------------|--------------------|-------------------|
| March 25, 2010 | June 25, 2010   | September 27, 2010 | December 27, 2010 |
| April 26, 2010 | July 26, 2010   | October 25, 2010   | January 25, 2011  |
| May 25, 2010   | August 25, 2010 | November 26, 2010  | February 25, 2011 |